

Annual Financial Report 2020

The Steering Committee and the Executive Secretary of Global Water Partnership
present the following annual financial report

Contents	Page
Executive Summary	1
Income Statement	10
Balance Sheet	11
Cash Flow Statement	12
Notes to the accounts	13

www.gwp.org

Annual Financial Report 2020

Executive Summary

The network

The Global Water Partnership (GWP) is a multi-stakeholder action network dedicated to working with countries towards the equitable, sustainable, and efficient management of water resources. We comprise 3,000-plus partner organisations in over 180 countries. Our network of Regional and Country Water Partnerships convenes and brokers coordinated action by government and non-government actors. A long-time advocate for integrated water resources management, we draw on implementation experience at the local level and link it across our Network and to global development agendas.



At the end of 2020, the Network had 13 Regional Water Partnerships, 69 Country Water Partnerships, and 3,324 Partners located in 183 countries.

GWP's regional teams: Southern Africa, Eastern Africa, Central Africa, West Africa, the Mediterranean, Central and Eastern Europe, Caribbean, Central America, South America, Central Asia and the Caucasus, South Asia, Southeast Asia, and China.

Key outcomes in 2020

- Investments worth around **€120 million** can be linked to GWP's work
- GWP mobilised approximately **€17.5 million** to support ongoing initiatives
- **42** key governance outcomes were influenced by GWP activities:
 - **14** new local, national, and regional river basin policies, plans, and strategies
 - **17** investment plans, strategies, and budget commitments
 - **5** river basin agreements and management frameworks
- Governments of **61** countries supported through the SDG 6 IWRM Support Programme
- More than **20** virtual learning exchanges held
- Almost **60** knowledge-sharing publications produced

The Organisation

GWP is supported by a global secretariat – the Global Water Partnership Organization (GWPO) – that was established as an intergovernmental organization in Stockholm. The secretariat is managed by a CEO who also serves as the Executive Secretary of the Network. He reports to the GWPO Steering Committee. The Steering Committee oversees the work of the Organisation and guides the co-operation among Partners in the Network. It provides policy oversight and approves the work programme and budget. Steering Committee members serve in their personal capacity. The Steering Committee and its Chair are appointed by the Sponsoring Partners, comprising the ten founding members of the GWPO.

The GWP Global Secretariat had an average of 25 staff supported by core funds during 2020, seven staff supported by designated funds, and one staff

seconded by the French Government. GWP is funded by a range of Financing Partners.

2020 marked the start of GWP's strategy period 2020-2025. We have an ambitious three-year business plan and an annual workplan to operationalise the Strategy: [Mobilising for a Water Secure World](#).

COVID-19 and the GWP response

GWP responded to the global pandemic by reorganising the means by which it provides support. Specific examples include:

- The Working in Virtual Environments (WiVE) initiative provided training and support for global, regional, and country staff to strengthen their skills in organising and facilitating virtual events.
- GWP provided guidance to the network on where to focus attention under the rapidly changing circumstances via a paper entitled GWP Positioning in a COVID-19 World.
- Regular conference calls with Regional Coordinators helped to prioritise needs and responses.
- GWP supported regional assessments of the impact of COVID-19 on the water sector; for example, working with the Southern African Development Community and Regional Technical Committee in the Caribbean.
- Savings on the travel budget were reallocated to network-strengthening activities.

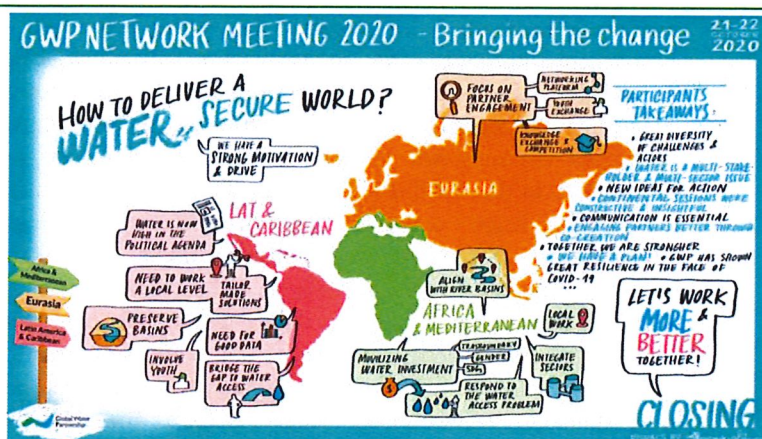
The Coronavirus 2019 pandemic (COVID-19) presented a particular hurdle to GWP, an organisation with networking and communication at its heart. Travel restrictions put a stop to all face-to-face meetings, requiring GWP to adjust its planned approach 'to mobilise, to learn, and to act', as outlined in the 2020–2025 Strategy. Based on experience gained through hosting online annual Network Meetings over the past two years, we immediately mobilised our staff and partners to operate virtually so we could deliver on our 2020 commitments to the greatest extent possible. This worked. We successfully continued our support to countries in their efforts to achieve the water-related Sustainable Development Goals (SDGs). The SDG 6 integrated water resources management (IWRM) Support Programme assisted the governments of 61 countries to organise stakeholder consultations on IWRM implementation, with the majority of events taking place virtually, or with a mix of online and face-to-face engagement. We also launched the new GWP–Global Environment Facility massive open online course on governance for transboundary freshwater security.

In 2020, GWP launched a network strengthening initiative to support implementation of the new Strategy. The Strengthening Regional Operational Network Growth (StRONG) programme aims to enhance the capacity of the Regional and Country Water Partnerships to deliver results. Its three pillars – leadership and skills, institutional set-up, and network effects – will unlock the barriers to progress posed by a lack of capacity, finance, institutions, knowledge, and network connectivity.

We made an excellent start, despite COVID-19 restrictions, holding online training events and workshops, and launching the [Water ChangeMaker Awards](#). This novel initiative gathered stories of change and innovation (from the GWP Network and beyond) that have shaped decisions

about water governance and helped build resilience to climate change. It was launched together with 28 partners. More than 350 submissions were received from over 80 countries. The technical jury (comprising experts from global and regional organisations) then selected 78 semi-finalists, and a second thought-leader jury selected 12 finalists. The winners were determined by a panel of climate leaders at the Global Adaptation Commission virtual summit held in January 2021.

In June, we organised the annual Regional Days meeting, which convenes all 13 Regional Water Partnerships and GWP global staff. For the first time, this was organised entirely online, providing new opportunities to explore virtual learning. The event used online tools to ensure as many participants as possible could engage fully, interact person-to-person, and air their diverse views. Many participants will take these techniques and tools forward, using them in other relevant activities.



More than 300 GWP Partners participated in the annual Network Meeting, with additional stakeholders watching on the Facebook live feed. The theme **Bringing the Change** encompassed both the new GWP Strategy (2020–2025) and the COVID-19 pandemic. Despite the difficult new reality, discussions were positive about the future. Many Partners mentioned

the emergence of opportunities such as virtual meetings, which allow greater inclusion in discussions and deeper interregional collaboration.

The Programmes

SDG 6 monitoring and implementation

Under the [SDG 6 Support Programme](#) in 2020, GWP provided support on government request to 61 countries to report on the status of SDG indicator 6.5.1. This support included hosting multi-stakeholder consultation workshops and providing guidance materials in different languages. GWP also helped finalise six Stage 2 IWRM Action Plans, and supported implementation of another seven Stage 3 activities. The work included assisting India, Kyrgyzstan, Laos, Nicaragua, Tajikistan, and Turkmenistan to report on IWRM implementation for the first time. Stage 3 activities in Kazakhstan have encouraged the government to integrate the new IWRM Action Plan with the existing State 2030 Water Management Programme. Kazakhstan has also developed a new version of its Ecological Code, which embraces the recommendations of the IWRM Action Plan.

GWP has helped secure financing of US\$0.5–1 million from the national treasury to implement actions identified in Kenya's IWRM Action Plan. Around US\$200,000 was leveraged in United Nations Development Programme (UNDP) funding for new Stage 3 projects in Armenia and Viet Nam.

Cooperation on shared water resources

GWP's [transboundary water portfolio](#) supports countries as they work towards SDG target 6.5.2, which measures the proportion of transboundary waters with an operational arrangement for water cooperation. Building on discussions over several years, in 2020 the riparian countries of the Drin river basin (Albania, Greece, Kosovo, Montenegro, and North Macedonia) jointly developed and signed a strategic programme outlining more than 100 actions to overcome obstacles and promote sustainable water resources development.

In Southern Africa, GWP helped mobilise €5 million from the Global Environment Facility for a new project on managing competing water uses and protecting ecosystems in the Buzi, Pungwe, and Save river basins, which are shared by Mozambique and Zimbabwe.

At the global level and working with partners, GWP and the Global Environment Facility International Waters Learning Exchange and Resource Network developed a massive open online course (MOOC): Governance for Transboundary Freshwater Security. The course opened at the end of August 2020 and, as of March 2021, 1,880 learners from 145 countries have participated.

Partnerships for progress in the global climate agenda


Much of GWP's work on climate involves acting as a facilitator and source of technical assistance, and initiating and coordinating pilot projects. In 2020, GWP received formal requests for proposal development support for GCF (Global Climate Fund) funding from nine countries (Burundi, Central Africa Republic, Eswatini, Libya, Montenegro, Somalia, Sri Lanka, Sudan, and Zambia). The total value of GCF projects currently in the pipeline exceeds €25 million. The goal of these proposals is to develop and implement national climate resilience commitments, including National Adaptation Plans (NAPs) and Nationally Determined Contributions (NDCs). GWP is providing practical support to countries to develop NDCs through the NDC Partnership, which has granted funding of almost €1 million to finance GWP support to five countries (Dominican Republic, Ecuador, Paraguay, Somalia, and Sudan).

In April 2020, GWP launched the Africa Water Investment Support Programme on Water, Climate, Development, and Gender. This promotes a gender-transformative approach to development, which means ensuring gender equality becomes a cornerstone in all planning, decision-making, and institutional development towards climate-resilient water management. The project team has completed gender analyses (including literature review, online surveys, consultations, and focus groups) for each of the pilot countries (Benin, Cameroon, Tunisia, Uganda, and Zambia).

Creating and curating knowledge

In 2020, the GWP Network produced almost 60 publications. The Technical Committee produced a perspectives paper with the International Water Management Institute: [Storing water: A new integrated approach for resilient development](#). It highlights that increasing storage gaps will limit socio-economic development, and that different types of storage solutions are available and need to be better integrated with overall water infrastructure.

Technical Committee members assisted with the design and implementation of the Water ChangeMaker Awards process. All Technical Committee members were engaged in mentoring and helping partners in the regions. For example, members provided online lectures for the GWP transboundary massive open online course, the GWP online course in IWRM for Somalia, and the GWP transboundary law course in Central Asia, as well as assisting the preparation of regional papers on transboundary management, COVID-19, and water resources management and insurance.



Promoting gender inclusion in water management

GWP's activities on gender inclusion are guided by the Action Piece: [Gender Equality and Inclusion in Water Resources Management](#), developed in 2017. In 2020, successful resource mobilisation efforts allowed a major project to commence in Africa (see above). In Ecuador, funding from the NDC Partnership helped GWP to support the Ministry of Environment and Water in generating technical inputs for the identification, selection, and prioritisation of information, indicators, and criteria for carrying out climate risk analysis focusing on priority groups and gender considerations.

A baseline analysis for SDG indicator 6.5.1, conducted in 2020, showed that countries have different levels of understanding on gender inclusion, with gaps in the availability of gender-disaggregated data. GWP therefore prepared specific guidelines to improve the reporting process, enhance common understanding, transfer knowledge and experiences, and replicate examples of good practice.

Water solutions for youth engagement

GWP's portfolio of youth engagement projects continues to expand, with activities based on sharing lessons and amplifying impacts. In 2020, despite COVID-19 restrictions, GWP facilitated youth participation in global events, including dedicated online sessions at Stockholm Water Week and

continuing preparations for the 9th World Water Forum to be held in 2022. Youth webinars provided another opportunity for engagement around the impacts of the pandemic. The year also saw GWP Central Africa, Central America, and Southern Africa include youth representatives in the country workshops organised for monitoring SDG indicator 6.5.1.

Capacity-building support is a key to GWP youth activities. In 2020, GWP Central and Eastern Europe secured funding from the European Union to boost youth employment and build capacity for accessing project funding. In South America, GWP launched a new training initiative specifically for young professionals on integrated water management and how to mobilise resources. In West Africa, funding was secured for a second phase of the [#tonfuturtonclimat](#) (Your Future Your Climate) project, which is increasing the capacity of young people to become agents of change for water and climate resilience.

New Executive Secretary

GWP appointed Mr Dario Soto-Abril as its new Executive Secretary. Dario, a native of Colombia, took up his position on 1 March 2021. After spending the first part of his career as a corporate lawyer, he worked for 14 years as the Deputy Executive Director and Chief Operating Officer of the Trust of the Americas, the non-profit affiliate of the Organization of American States. During this time, he led the Trust's expansion from 3 to 22 countries, building coalitions and public-private partnerships around free trade, workers' rights, and human rights. He brings to GWP extensive experience from a network with similar dynamics, and has a proven track record of successful resource mobilisation and motivating staff across different continents.



Looking ahead, GWP will celebrate its 25th anniversary in 2021. Our convening power and experience of mobilising stakeholders gained over the past quarter century – including through virtual communication channels – underlines the fact that no other organisation in the world has the reach of GWP in the water sector. We can offer something that the sector generally lacks; that is a coherent view and vision of how to move towards a more water secure world and achieve SDG 6. As we emerge from the global pandemic, GWP will continue to be a node for building coherence through a sustained focus on strengthening partnerships, building bridges, and mobilising action across the globe.

Finance

Income through GWPO

In 2020, fifteen Financing Partners provided funds through GWPO: Austria, China, European Commission, Green Climate Fund, Germany, GRIPS, Hungary, Netherlands, SICA, Sweden, Switzerland, UNEP, UNDP, UNESCO, and World Resources Institute. They contributed a total of €9.7 million, of which €2.2 million was for designated activities. (2019; 16 Financing Partners contributed €10.3 million, of which €2.5 million was for designated activities.)

Locally raised income

The regions and countries are encouraged to raise their own funds. During 2020, €3.1 million (€4.4 million 2019) was raised by the regions/countries. In some cases, locally raised funding might be labelled as globally raised because GWPO signed the agreement with the donor, but it was the region or country which secured the funding. For example, the Drin Project, funded by UNDP, is a project initiated by GWP Mediterranean.

In-Kind contributions

The income reported in the Annual Financial Report does not include funds provided in-kind from governments, organisations or individuals. Nevertheless, in-kind contributions are gratefully

recognised as a substantial source of funding. GWPO received in-kind contributions from France, which seconded a senior Specialist to GWPO, as well as approximately €0.7 million from other sources, of which the largest share is from the World Meteorological Organisation through the jointly implemented programmes on flood and drought management.

GWP Regional and Country Water Partnerships reported in-kind contributions of €2.4 million during 2020 (€4.0 million 2019).

Budget projection 2021

With the continued support by the Financing Partners, GWP has a budget of €10 million of core income, and €3.8 million as designated income. Locally raised funds are estimated to reach above €3 million.

For more information about GWP's worldwide activities, the *GWP in Action 2020 Annual Report* is available on the website and on request from the GWP Secretariat in Stockholm.

100

GWP is grateful to the Partners whose financial and in-kind contributions help implementing our strategy and programmes.

Host government of GWPO
Sweden

Globally Raised Income

Austria
China
European Commission
Germany
Green Climate Fund
GRIPS
Hungary
Netherlands
SICA
Sweden
Switzerland
UNDP
UNEP/DHI
UNESCO
World Resources Institute

Locally Raised Income

GWP CENTRAL AFRICA	United Nations International Children's Fund (UNICEF) Waters of Portugal (AdPi)
GWP CENTRAL AMERICA	Central American Commission for Environment and Development/(CCAD/SICA) Swiss Agency for Development and Cooperation (SDC) Water for People
GWP CENTRAL AND EASTERN EUROPE	Danube Transnational Programme (DTP) Interreg Central Europe (EU European Regional Development Fund) Helmholtz Centre for Environmental Research / Helmholtz-Zentrum für Umweltforschung (UFZ) S.J.T Trivent Bt
GWP CENTRAL ASIA AND CAUCASUS	Canadian Embassy Turkey European Union Water Initiative Plus (EUWI+) International Fund for Agricultural Development (IFAD) Ministry of Ecology, Geology and Natural Resources, Kazakhstan Stantec SA United Nations Development Programme (UNDP) Kazakhstan
GWP CHINA	China Institute of Water Resources and Hydropower Research (IWHR) ECOTERRA Kazakhstan Agency of Applied Ecology, LLC Lancang-Mekong Water Resources Cooperation Center (LMWRCC) Ministry of Water Resources, China Yellow River Conservancy Commission of the Ministry of Water Resources
GWP EASTERN AFRICA	Ministry of Water and Environment, Uganda The Sahara and Sahel Observatory (SSO/OSS) United Nations Office for Project Services (UNOPS) / UN-Water
GWP MEDITERRANEAN	Austrian Development Agency (ADA) Coca-Cola Foundation Energy Water Agency Malta International Union for the Conservation of Nature (IUCN) MAVA Foundation Reckitt Benckiser Finish Swedish International Development Cooperation (Sida) Union for the Mediterranean (UfM)
GWP SOUTH ASIA	Coca-Cola Foundation Commonwealth Scientific and Industrial Research Organisation (CSIRO) Global Environment Facility (GEF) Small Grants Programme (SGP) United Nations Development Programme (UNDP) H&M Institute of Water Modelling (IWM)
GWP SOUTHERN AFRICA	Adaptation Fund (AF) AECOM African Academy of Sciences (AAS) International Development Research Center (IDRC) Ministry of Water, Tanzania

	Southern Africa Development Community (SADC)
	United Nations Development Programme (UNDP)
	Water@leeds
	White Young Green (WYG)
GWP WEST AFRICA	African Development Bank (AfDB)
	Deutsche Gesellschaft für Internationale Zusammenarbeit (GIZ)
	Direction Générale de la Coopération, Benin (DGCOOP)
	Economic Community of West African States (ECOWAS)
	Embassy of the Kingdom of the Netherlands (EKN) in Benin
	European Union Delegation in Niamey, Niger (DUE-Niger)
	International Secretariat for Water (ISW - SIE)
	Ministry of Foreign Affairs, Netherlands
	SNV Netherlands Development Organisation
	United Nations Environment Programme – UNEP-DHI
	United Nations International Children's Fund (UNICEF)
	United Nations Office for Project Services (UNOPS)
	WaterAid/End Water Poverty
	Water Integrity Network (WIN)
	World Meteorological Organization (WMO)

Income Statement

All amounts in Euro

	Note	2020	2019
Income			
Globally raised income	1	7 291 163	7 710 674
Designated income	2	2 183 956	2 490 717
Locally Raised Income	3	3 142 734	4 386 358
Other income	4	205 321	148 009
Total Income		12 823 174	14 735 758
Core Programmes			
Water Security and Climate	5	-968 295	-1 391 947
Thematic Programmes	6	-774 817	-673 015
Knowledge Management	7	-575 177	-474 577
Regional Core Programme	8	-2 429 785	-2 269 884
Network Support	9	-968 376	-1 140 105
Total Core Programmes		-5 716 449	-5 949 527
Designated Programmes			
Expenditures designated programmes	10	-2 183 956	-2 490 717
Expenditures locally raised	3/5/8	-3 142 734	-4 386 358
Total Designated Programmes		-5 326 690	-6 877 075
Governance	11	-86 652	-356 445
Secretariat	12	-1 748 132	-1 607 453
Net interest and net exchange rate differences	13	118 530	54 042
Net result for the year		63 781	-701

Balance Sheet

All amounts in Euro

Assets	Note	2020-12-31	2019-12-31
Current assets			
Receivables Regional Water Partnerships	14	416 097	257 239
Receivables donors	15	530 937	426 541
Other receivables	16	156 102	153 490
Prepaid expenditures and accrued income	17	164 777	154 898
Total current assets		1 267 913	992 168
Cash and bank balances	18	5 778 601	6 043 000
Total Assets		7 046 515	7 035 168
Equity and Liabilities			
Equity			
Restricted equity	19		
Reserve fund		1 352 000	1 352 000
Currency rate fluctuation reserve		100 000	100 000
		1 452 000	1 452 000
Non-restricted equity	20		
Results brought forward		-116 822	-244 470
Transfer from Reserve fund		-	203 000
Translation difference		37 113	-74 652
Net result for the year		63 781	-701
		-15 927	-116 822
Total Equity		1 436 073	1 335 178
Current liabilities			
Advance payments from donors	21	4 886 743	4 962 096
Accounts payable		176 720	245 098
Liabilities Regional Water Partnerships	22	259 701	216 875
Other liabilities	23	42 375	28 702
Accrued expenditures	24	244 902	247 219
Total current liabilities		5 610 442	5 699 990
Total Equity and Liabilities		7 046 515	7 035 168
Pledged assets		None	None
Contingent liabilities		None	None

Cash flow statement

All amounts in Euro

	2020	2019
Net result before financial items	-54 749	-54 743
Adjustment for items not included in cash flow		
Exchange rate differences	117 986	51 515
Translation difference equity	37 113	-74 652
Interest received	543	3 050
Interest paid	-	-524
Net cash flow from operating activities before changes in working capital	100 894	-75 353
Increase receivables regions/countries	-158 858	-64 985
Increase/Decrease receivables donors	-104 396	142 829
Increase/Decrease other receivables	-12 491	13 208
Decrease/Increase advance payments from donors	-75 353	1 407 942
Decrease/Increase accounts payable	-68 378	49 371
Increase liabilities regions/countries	42 826	107 410
Increase/Decrease other liabilities	11 357	-7 762
Net cash flow from operating activities	-264 399	1 572 660
Net cash flow for the year	-264 399	1 572 660
Cash and bank balances at the beginning of the year	6 043 000	4 470 340
Cash and bank balances at the end of the year	5 778 601	6 043 000

Notes

Accounting principles

The Annual Financial Report is prepared based on the principles of going concern and accrued accounting. Generally accepted accounting principles in Sweden are used except for fixed assets and the currency rate fluctuation reserve (see below). The accounting principles applied are unchanged compared to 2019.

Currencies

The GWPO accounting currency is Swedish Kronor. EURO is used for reporting purposes. The exchange rate SEK/EUR ruling at the balance date is used for all assets and liabilities.

Expenditures are converted to EURO using the average quarterly rate, when the main part of the budget-line is accounted for by the GWP Network. If the main part of the budget-line is accounted for by the Secretariat in Stockholm, the conversion is made using the exchange rate prevailing on the 25th of each month.

Income Statement

Income and expenditures are disclosed according to their functions.

Income

Income is accounted for on an accrual basis.

Globally raised income are unrestricted contributions to be used within the GWP Strategy and Work Plan.

Globally raised designated income are contributions where specific requirements, programmatic and /or geographical, are set by the donor.

Income for designated activities above the level of expenditures for the financial year are reported as advance payments.

Locally raised income are contributions raised by the Regional & Country Water Partnerships (RWP & CWP). The agreements are between the donor and the RWP/CWP and the disbursements from the donor are deposited in the RWP/CWP's bank account. The income is reported up to the level of expenditures. In addition to the reported income of 3,142,734 Euro, disbursements of Euro 1,967,827 have been received by the RWP/CWPs to be utilised during 2021 and onwards. Locally raised income is audited in accordance with the donor requirements or GWP audit requirements.

In-kind contributions

In-kind contributions are, per Swedish accounting principles, not to be reported in the Income Statement. An estimate of received in-kind contributions is given in the Executive Summary.

Pension costs

Pension premiums, calculated as a percentage of gross salary, are for most international staff deposited semi-annually at AMFIE (Association Mutualiste des Fonctionnaires des Organisations Intergouvernementales, Luxembourg). A provision of EUR 40,842 is reported as liability for premiums not paid to AMFIE and Skandia Liv by 31st December 2020.

Pension premiums for taxed staff, calculated as a percentage of gross salary, are paid monthly to the insurance provider.

Leased assets

All lease agreements, regardless of whether they are financial or operating in nature, are accounted for as rental agreements (operating lease agreements).

The leasing fee is expensed over the full period of the lease on a linear basis.

Fixed assets

GWPO records purchase of office and IT equipment as expenditures during the purchase year.

Office and IT equipment of EUR 23,351 (2019 EUR 16,155) has been recorded as expenditures in 2020. Accumulated purchase value since 1 July 2002 is EUR 526,449, out of which office equipment of EUR 289,195 is still in use.

Receivables

Based on individual assessment, receivables are reported at the amounts which they are anticipated to be received.

Liabilities

Liabilities are reported at their nominal amounts.

Equity

GWPO keeps a Reserve Fund as restricted equity. The Reserve Fund may be used in the event of a sudden and unforeseen shutdown of GWPO. The amount is approved by the GWPO Steering Committee in connection with the approval of the coming year's budget. The reserve fund shall be within the available equity.

Currency rate fluctuation reserve

The reserve was introduced 2005 as a facility to overcome distortions caused by fluctuations in the exchange rate SEK versus other currencies kept by GWPO. The reserve cannot show a negative value, cannot exceed EUR 100,000, and can only include gains and losses on bank balances.

Cash flow statement

The statement is prepared in accordance with the indirect method. The cash flow only includes transactions which generated ingoing or outgoing payments.

Note 1 Globally raised income	2020	2019
Austria, A Stake in Water	173 008	25 765
Austria, AIP WACDEP-G	648 158	800 000
China	69 224	14 912
Denmark	-	398 678
Germany	400 000	400 000
Hungary	5 000	-
Netherlands	1 000 000	-
Norway	-	416 218
Sweden	3 367 712	2 636 582
Sweden cost compensation taxes and rent	794 287	665 271
Switzerland	804 217	1 249 000
Switzerland, AIP WACDEP-G	29 557	-
United Kingdom	-	1 104 246
Sum	7 291 163	7 710 674
Note 2 Designated income		
Central America Integration System, SICA	23 444	-
DHI/UNEP, Country Level Monitoring and Reporting SDG 6.5.1	186 480	-
European Commission, AfriAlliance — H2020-WATER-2014-2015	17 290	12 276
European Commission, Fostering Water, Energy and Food Security, SADC	41 866	277 962
Geneva Water Hub	-	2 834
GIZ, Transboundary Water Management in SADC, GWP SAF	-	346 694
Green Climate Fund, Zambia	30 621	-
National Graduate Institute for Policy Studies	8 788	29 742
UNDP, Global Water Governance Support Programme Cap-Net	993 441	796 558
UNDP, Enabling transboundary cooper. and IWRM in the Drin River Basin	763 813	841 747
UNESCO, Support Regional Cooper. on Shared Water Resources "IWLearn"	37 939	108 944
UNICEF, WASH and Climate Resilient Development, GWP SAF	-	53 931
UNICEF, PARGIRE/CEEAC	-	11 722
UN Water, GWP CAR	-	8 306
World Resources Institute, NDC 5 countries	80 274	-
Sum	2 183 956	2 490 717
Note 3 Locally raised income		
GWP Central Africa	2 856	26 552
GWP Central America	84 349	63 353
GWP Central Asia and Caucasus	73 225	194 068
GWP Central and Eastern Europe	72 495	221 527
GWP China	74 065	59 500
GWP Eastern Africa	15 746	126 704
GWP Mediterranean	1 086 342	1 663 430
GWP South Asia	137 184	368 437
GWP South East Asia	9 059	106 867
GWP Southern Africa	441 614	23 797
GWP Southern Africa NPC for Eastern Africa	16 433	-
GWP Southern Africa for Southern Africa	333 782	-
GWP West Africa	795 584	554 774
Subtotal	3 142 734	3 409 009



GWP Southern Africa WACDEP	-	890 453
GWP West Africa WACDEP	-	86 896
Subtotal	-	977 349
Sum	3 142 734	4 386 358

Note 4 Other income	2020	2019
Austria, A Stake in Water, management fee	17 301	2 576
Austria, AIP WACDEP-G, management fee	48 685	-
Austrian Development Bank	2 025	-
Climate-KIC	17 051	33 750
European Commission, AfriAlliance — H2020-WATER	4 317	-
European Commission "Water, Energy, Food SADC", administrative fee	2 930	19 456
Green Climate Fund, Zambia, management fee	2 603	-
National Graduate Institute for Policy Studies	3 921	-
Switzerland, A Stake in Water, management fee	1 156	-
UNDP Cap-Net, management fee	77 122	63 866
UNDP DRIN Project, management fee	14 197	15 901
UNEP/DHI, CWP Somalia, management fee	2 895	-
UNESCO, "IWLearn", management fee	2 842	8 208
World Resources Institute, NDC 5 countries, management fee	8 277	-
Other income	-	4 252
Sum	205 321	148 009

Note 5 Water Security and Climate

GWP Caribbean	-	25 920
GWP Central America	-	29 156
GWP Central Asia & Caucasus	-	23 194
GWP Central & Eastern Europe IDMP	-	64 184
GWP China	-	24 410
GWP Eastern Africa, IDMP	-	38 640
GWP Global WACDEP	212 006	373 691
GWP Mediterranean	-	25 000
GWP South America	-	17 425
GWP South Asia	-	24 758
GWP South East Asia	-	22 829
GWP West Africa, IDMP	-	39 878
WMO Flood and Droughts	46 980	84 950
Subtotal AIP WACDEP-G	258 987	794 035
GWP Central Africa	107 907	59 334
GWP Eastern Africa	-	59 107
Global AIP WACDEP-G	45 738	-
GWP Mediterranean	28 001	60 000
GWP Southern Africa	363 689	1 249 927
GWP Southern Africa NPC, funds managed on behalf of GWP Eastern Africa	48 943	-
GWP West Africa	115 030	146 893
Subtotal WACDEP Africa	709 309	1 575 261
Sum	968 295	2 369 296
Regional expenditures WACDEP Africa, locally raised funds, Note 3	-	-977 349
Sum	968 295	1 391 947

	2020	2019
Note 6 Thematic Programmes expenditures		
Food/Nexus	15 246	7 157
Gender & Water	77 553	47 004
Global Processes	57 007	69 716
Integrated Urban Water Management	-	-122
Private Sector and Innovation	74 048	100 803
Transboundary	72 033	42 148
Water Security SDG	427 738	300 893
Youth & Water	51 192	105 417
Sum	774 817	673 015
Note 7 Knowledge Management		
Knowledge Management & Toolbox	159 094	99 672
A Stake in Water	141 835	25 765
Communications	190 272	201 509
GWP Technical Committee	83 976	147 630
Sum	575 177	474 577
Note 8 Regional Programmes		
GWP Caribbean	158 021	160 176
GWP Central Africa	203 810	200 845
GWP Central America	239 230	228 481
GWP Central Asia & Caucasus	249 927	364 024
GWP Central & Eastern Europe	264 910	394 918
GWP China	322 298	245 522
GWP Eastern Africa	212 564	346 176
GWP Mediterranean	1 266 342	1 843 459
GWP South America	169 894	133 452
GWP South Asia	303 220	546 210
GWP South East Asia	170 236	287 760
GWP Southern Africa	957 299	203 718
GWP West Africa	993 748	734 851
Exchange rate differences	61 019	-10 699
Sum	5 572 519	5 678 893
Regional expenditures financed by locally raised funds, Note 3	-3 142 734	-3 409 009
Sum	2 429 785	2 269 884
Note 9 Network Support		
Network Operations	558 286	676 874
Annual Regional Meeting	29 717	37 905
Resource Mobilisation/Programme Development Support	330 029	279 431
Executive Secretary Office	12 374	67 491
Regional and Thematic Support	27 189	42 910
Network Institutional Strengthening	10 781	35 494
Sum	968 376	1 140 105

Note 10 Expenditures designated programmes	2020	2019
Central America Integration System, SICA	23 444	-
DHI/UNEP, Country Level Monitoring and Reporting SDG 6.5.1	186 480	-
European Commission, AfriAlliance	17 290	12 276
European Commission, Fostering Water, Energy, SADC/Southern Africa	41 665	272 542
European Commission, Fostering Water, Energy, SADC/GWPO	201	5 420
Geneva Water Hub	-	2 834
GIZ, Transboundary Water Management in SADC, GWP SAF	-	346 694
Green Climate Fund, Zambia	30 621	-
National Graduate Institute for Policy Studies	8 788	29 742
UNDP, Global Water Governance Support Programme Cap-Net	993 441	796 558
UNDP, Drin Project, GWP Mediterranean	763 813	841 747
UNESCO, Support Regional Cooperation on Shared Water Resources "IWLearn"	37 939	108 944
UNICEF, PARGIRE/CEEAC	-	11 722
UNICEF, WASH and Climate Resilient Development, GWP SAF	-	53 931
UN Water, GWP CAR	-	8 306
World Resources Institute, NDC 5 countries	80 274	-
Sum	2 183 956	2 490 717
Note 11 Governance costs		
Steering Committee	68 723	223 552
Strategy 2020	-	96 920
Network Meeting	17 891	35 972
Other governance costs	37	-
Sum	86 652	356 445
Note 12 Secretariat costs		
Salaries and allowances	841 858	738 516
Insurances	28 899	25 971
Pension costs	120 287	114 642
Training	40 697	18 933
Recruitment	74 500	18 586
Other staff costs	8 438	13 420
Travel	1 142	105 703
Rent and office expenditures	417 302	418 017
Audit, legal and other consultancies	33 500	52 069
IT expenditures	181 512	101 596
Sum	1 748 132	1 607 453
Staff costs;		
Global WACDEP (Note 5)	63 955	67 851
Global AIP WACDEP (Note 5)	43 944	-
WMO Flood and Droughts (Note 5)	45 816	52 442
Gender (Note 6)	63 330	-
Global Processes (Note 6)	55 688	57 126
Private Sector and Innovation (Note 6)	46 287	65 945

	2020	2019
Water Security SDG (Note 6)	156 705	60 985
Youth and Water (Note 6)	47 139	29 100
Knowledge Management & Toolbox (Note 7)	62 291	75 597
A Stake in Water (Note 7)	79 314	-
Communication (Note 7)	113 207	117 411
Network Operations (Note 9)	553 258	593 709
Resource Mobilisation/Programme Development (Note 9)	316 644	201 567
Executive Secretary's Office (Note 9)	12 374	67 491
Secretariat (Note 12)	1 114 678	930 069
Sum	2 774 631	2 319 292

	2020	2019
The average number of employees calculated on a full time basis;		
Female	16.5	14.2
Male	8.4	8.3
	24.9	22.5

Staff not included in core;		
Average number of employees paid in-kind by France	1.0	1.0
Average number of employees paid by designated funds	7.1	4.2

Note 13 Interest and net exchange differences

Interest income	543	3 050
Interest expense	-	-524
Exchange rate differences	117 986	51 515
Sum	118 530	54 042

Note 14 Receivables Regional Water Partnerships

	2020-12-31	2019-12-31
GWP Caribbean	2 668	-
GWP Central Africa	55 565	12 414
GWP Central America	16 613	33 878
GWP Central Asia & Caucasus	3 339	18 132
GWP Central & Eastern Europe	-	12 880
GWP China	656	-
GWP Eastern Africa	-	76 283
GWP Mediterranean, DRIN Project	33 663	96 420
GWP South Asia	19 374	2 894
GWP South East Asia	20 244	4 338
GWP Southern Africa, NPC	57 146	-
GWP Southern Africa, NPC, WRI Somalia	37 694	-
GWP Southern Africa, NPC, WRI Sudan	23 734	-
GWP Southern Africa, NPC, GCF Zambia	85 035	-
GWP Southern Africa, NPC, EC Nexus II	6 023	-
GWP West Africa	54 342	-
Sum	416 097	257 239

	2020-12-31	2019-12-31
Note 15 Receivables donors		
European Commission, Fostering Water, Energy and Food Security, SADC	-	47 959
European Commission, AfriAlliance — H2020-WATER	10 218	-
Geneva Water Hub	-	2 878
GIZ, Transboundary Water Management in SADC, GWP SAF	1 400	35 996
OneWorld for Cap-Net	14 549	-
Sweden, Ministry for Foreign Affairs, compensation taxes	350 302	321 638
Switzerland, advance core 2020/2019	84 217	-
UNESCO, IWLearn	-	18 070
World Resources Institute, NDC 5 countries	70 251	-
Sum	530 937	426 541
Note 16 Other receivables		
VAT claim	45 270	35 009
Accounts receivable	14 496	16 146
Vasakronan - deposit rent	89 542	85 927
Receivables staff	856	6 492
Other receivables	5 938	555
Other receivables (CN)	-	9 361
Sum	156 102	153 490
Note 17 Prepaid expenditures and accrued income		
Prepaid insurances	42 807	32 118
Prepaid rent quarter 1 2021/2020	92 164	88 072
Prepaid IT expenditures	14 442	13 892
Prepaid travel expenses	-	1 579
Other prepaid expenditures	12 504	13 816
Other prepaid expenditures (CN)	2 861	5 422
Sum	164 777	154 898
Note 18 Cash and Bank balances		
GWPO has a credit facility issued by Nordea Bank Sweden AB limited to Euro 497,000 but not exceeding 50% of agreed but not disbursed contributions. The credit facility was not used at year end.		
Euro 1,394,361 are deposited in a restricted bank account not to be used for operational expenditures; GWPO Reserve Fund.		
Bank balance for the UNDP funded programme Cap-Net is USD 181 980,71 (Euro 149 333,37).		
Note 19 Restricted equity		
Reserve fund	1 352 000	1 352 000
Currency rate fluctuation reserve	100 000	100 000
Sum	1 452 000	1 452 000
Note 20 Non-restricted equity		
Amount at the beginning of year	-116 822	-244 470
Transfer from Reserve fund	-	203 000
Translation difference ingoing balance equity	51 970	-32 607
Translation difference net result	-14 856	-42 045
Net result for the year	63 781	-701
Sum	-15 927	-116 822

	2020-12-31	2019-12-31
Note 21 Advance payments from donors		
ANSI for Cap-Net	69 632	-
Austria, advance WACDEP	502 185	-
Austria, advance A Stake in Water	581 350	771 659
Central America Integration System, SICA	6 564	-
China, Ministry for Water	-	26 292
European Commission, AfriAlliance — H2020-WATER	-	11 071
European Commission, Fostering Water, Energy and Food Security, SADC	154 328	-
Green Climate Fund, Zambia	261 233	-
National Graduate Institute for Policy Studies	18 055	4 989
Sweden Ministry for Foreign Affairs, rent 2020/2019	5 415	8 677
Sweden, advance core 2020	-	954 745
Switzerland, advance core 2020/2019	-	360 000
Switzerland, advance AIP WACDEP-G Central Africa	33 287	-
The Netherlands, advance core 2020/2021	3 000 000	2 500 000
UNDP, Enabling transboundary cooperation and IWRM in the Drin River Basin	33 663	96 420
UNDP, Global Water Governance Support Programme Cap-Net	52 085	164 438
UNEP/DHI, Country level reporting and monitoring 6.5.1	140 387	63 805
UNICEF, WASH and Climate Resilient Development	-	-
UNICEF, Framework for WASH and climate resilient development	28 561	-
UNICEF, PARGIRE/CEEAC	-	-
Sum	4 886 743	4 962 096
Note 22 Liabilities regions/countries		
GWP Caribbean	-	48 389
GWP Central Africa	-	-
GWP Central America, WRI NDC Dominican Republic	16 986	-
GWP Central & Eastern Europe	38 132	-
GWP China	-	5 249
GWP Mediterranean	82 862	-
GWP Eastern Africa	21 553	-
GWP South America	29 136	27 803
GWP Southern Africa	35 036	54 578
GWP Southern Africa, Fostering Water, Energy and Food Security, SADC	-	44 840
GWP Southern Africa, GIZ Transboundary	35 996	35 996
GWP West Africa	-	20
Sum	259 701	216 875
Note 23 Other liabilities		
Employee taxes	40 832	28 064
Social security costs	992	-
Other liabilities	552	529
Other liabilities (CN)	-	108
Sum	42 375	28 702

Note 24 Accrued expenditures	2020-12-31	2019-12-31
Accrued fees consultants	70 927	24 220
Accrued staff costs	144 192	140 658
Accrued audit fees	25 286	11 690
Accrued travel costs	-	25 717
Other accrued expenditures	2 329	11 912
Other accrued expenditures (CN)	2 168	33 022
Sum	244 902	247 219

Stockholm *25th June* 2021

Howard Bamsey
Chair GWPO Steering Committee



Dario Soto-Abril
Executive Secretary GWPO

Naima Siddiqi
Chair GWPO Audit & Finance Subcommittee

My audit report concerning these financial statements was issued *2021-06-28*




Veronica Carlsson
Authorised Public Accountant

The Global Water Partnership's vision is for a water secure world.
Our mission is to advance governance and management of water
resources for sustainable and equitable development.

Note 24 Accrued expenditures	2020-12-31	2019-12-31
Accrued fees consultants	70 927	24 220
Accrued staff costs	144 192	140 658
Accrued audit fees	25 286	11 690
Accrued travel costs	-	25 717
Other accrued expenditures	2 329	11 912
Other accrued expenditures (CN)	2 168	33 022
Sum	244 902	247 219

Stockholm

2021


Howard Bamsey
Chair GWPO Steering CommitteeDario Soto-Abril
Executive Secretary GWPONaima Siddiqi
Chair GWPO Audit & Finance Subcommittee

My audit report concerning these financial statements was issued

Veronica Carlsson
Authorised Public Accountant


Note 24 Accrued expenditures	2020-12-31	2019-12-31
Accrued fees consultants	70 927	24 220
Accrued staff costs	144 192	140 658
Accrued audit fees	25 286	11 690
Accrued travel costs	-	25 717
Other accrued expenditures	2 329	11 912
Other accrued expenditures (CN)	2 168	33 022
Sum	244 902	247 219

Stockholm

2021

Howard Bamsey
Chair GWPO Steering Committee

Dario Soto-Abril
Executive Secretary GWPO



Naima Siddiqi
Chair GWPO Audit & Finance Subcommittee

My audit report concerning these financial statements was issued

Veronica Carlsson
Authorised Public Accountant

