

GWP Annual Progress Review for 2018

*Monitoring and Reporting
Progress*

December 2018



www.gwp.org

Global Water Partnership (GWP), Global Secretariat, Linnégatan 87D, SE-104 51 Stockholm, Sweden
Phone: +46 8 1213 8600, e-mail: gwp@gwp.org

Table of Contents

Introduction	3
1 Overall review of progress	4
1.1 2018 Overall Assessment	4
1.2 GWP at work – Selected 2018 Results	9
1.2.1 <i>Impact and Outcomes: mid- to long-term achievements</i>	9
1.2.2 <i>A continuous flow of activities and outputs under 3 Goals</i>	14
1.2.3 <i>Regional highlights</i>	24
1.3 SDGs, water security and IWRM	25
1.3.1 <i>The GWP SDG 6 Support Programme</i>	25
1.3.2 <i>Addressing the transboundary water management theme</i>	28
1.3.3 <i>Addressing other thematic areas</i>	32
1.4 The GWP Water and Climate Programme	38
1.5 Cross-cutting Areas – Gender and Youth	43
1.5.1 <i>Gender</i>	43
1.5.2 <i>Youth</i>	45
2 GWP Results (consolidated)	49
2.1 Monitored Key Water Governance Outcomes	49
2.2 Monitored Change Processes	54
2.3 Monitored Activities and Outputs	56
2.4 Consolidation of results by theme	57
2.5 GWP Logframe: Progress against targets set in 2018	58
2.6 Expenditure report 2018	62
3 GWP results (by entity)	63
3.1 By Regions	64
3.1.1 <i>Caribbean</i>	64
3.1.2 <i>Central Africa</i>	67
3.1.4 <i>Central America</i>	72
3.1.5 <i>Central and Eastern Europe</i>	75
3.1.6 <i>Central Asia and the Caucasus</i>	80
3.1.7 <i>China</i>	85
3.1.9 <i>Eastern Africa</i>	89
3.1.10 <i>Mediterranean</i>	94
3.1.11 <i>South America</i>	100
3.1.12 <i>South Asia</i>	103
3.1.13 <i>Southeast Asia</i>	111
3.1.14 <i>Southern Africa</i>	115
3.1.15 <i>West Africa</i>	120
3.2 For GWPO	126
3.2.1 <i>Summary data Global Agenda</i>	126
3.2.2 <i>GWPO Secretariat</i>	127
Annex A – GWP Results Framework	131
Annex B – Understanding the Datasheets	137
Annex C – Abbreviations and Acronyms	138
Annex D – Glossary of Key Terms	141

Introduction

This *Annual Progress Review for 2018* summarises the monitoring, learning and reporting within the Global Water Partnership's (GWP) Work Programme Cycle (see Annex A). The Review draws on the regular monitoring data and information being collected. First and foremost, the report informs the Steering Committee in seeking their approval of the *Annual Progress Review for 2018*. It is also used for dialogue with the Financing Partners Group. This report is a tool for the GWPO and the 13 Regional Water Partnerships to identify challenges to be addressed in order to refine the delivery of the 6-year Strategy and to prepare their future workplans.

This *Progress Review* uses the full range of GWP's Outcome Mapping monitoring and reporting tools, as well as other reporting sources, in order to review progress in implementing the 6-year GWP Strategy by goal, and by each of the four themes and two cross-cutting areas of the current Strategy. It is intended to complement the annual workplan 2018 and the preparation of the final Annual Report, *GWP in Action*, and therefore does not provide, for example, a full financial report for 2018, which is presented elsewhere. This report is the fifth in a cycle of six reports

The report is structured as follows:

- Section 1 provides an overall review of progress in implementing the Strategy, including the highlights and the challenges found in thematic and regional activities.
- Section 2 contains the consolidated results, including the assessment of outcome challenges and progress markers, a quantification and classification of the key water governance outcomes influenced by GWP, and the review of target achievement against the results-based management logical framework indicators.
- Section 3 documents results according to GWP entity, presented through detailed monitoring and evaluation datasheets of planned and actual progress in 2018 with critical analysis for the global and regional levels.

1 Overall review of progress

1.1 2018 Overall Assessment

In-step with the crystallisation of the new global sustainable development architecture, 2018 has seen the Global Water Partnership (GWP) increasingly align its work to optimise the utilisation of Integrated Water Resources Management (IWRM) as the means of advancing progress on the water aspects of the Sustainable Development Goals (SDGs) and the 2015 Paris climate agreement. While achievements have continued to address a wide range of water resources management issues and agendas, the results achieved through a variety of delivery mechanisms at all levels of governance from the global to the local, consistently illustrate the unique role that GWP is able to play in service of these international frameworks and associated commitments.

Salient among this work are the results that demonstrate how GWP is increasingly moving towards supporting governments, river basin organisations and other mandated water resources management institutions in upstream project development, finance mobilisation and investment plan implementation. This shift is designed to overcome a prominent barrier consistently observed in water resources management, whereby robust policy development and planning processes fail to result in the implementation of tangible action and the achievement of the socio-economic-environmental impact that such an enabling environment was intended to foster. GWP's track record, together with the key partnerships formally established with prominent national, regional, continental and global actors, is enabling the organisation to carve out a niche as an organisation that has the means, knowledge and relationships to fill what is being increasingly recognised as a crucial obstacle to implementing more sustainable water management.

However, it is not only GWP's workstream supporting the investment stage of the water resources management planning and implementation cycle that is delivering value for money. The basic staples of GWP's work since its foundation – convening power, neutrality, legitimacy – remain as relevant as ever. Whether it's the ability to mobilise a broad stakeholder base, to run programmes whose success depend on ownership and buy-in from a multiplicity of actors, or simply an effective conduit for transferring knowledge from global to local level and vice-versa, GWP's multi-stakeholder platforms (MSPs) and more than 20-year track-record of fostering IWRM continue to add value.

This value has manifested itself not only through the achievement of high-level water governance results from across the network as documented in this report, but also through the increasing extent to which GWP is mobilising its Multi-Stakeholder Platforms (MSPs) and institutional relationships to deliver in partnership with strategic allies. Building on the foundations laid over recent years, the following are examples of how GWP is supporting the implementation of some of the key global development initiatives:

- Collaboration with UN Environment-DHI on the completion and analysis of country baselines for the degree of IWRM implementation (as monitored through SDG indicator 6.5.1), and initiating a pilot scheme to support selected countries in developing bankable responses.

- Support to UN-Water to start initiating its Integrated Monitoring Initiative for SDG 6 through the organisation of national workshops through GWP's Country Water Partnerships (CWPs) and associated partner organisations and contacts.
- Response to a request from the High-level Experts and Leaders Panel on Water and Disasters (HELP) to ground truth the draft Principles on Investment and Financing for Water-related Disaster Risk Reduction through the organisation of three major regional consultations. The principles will be put forward to countries in 2019 in a special session of the UN General Assembly, for guiding Investment and Financing decisions on Water-related Disaster Risk Reduction
- Establishment of the Africa Project Preparation Partnership for Climate Resilient Water Projects in collaboration with the Infrastructure Consortium for Africa (ICA), African Water Facility (AWF), Africa Climate Change Fund (ACCF) and the Africa Development Bank (AfDB), as a platform for countries to exchange knowledge and lessons in preparing, financing, and implementing water projects, particularly in the context of the Green Climate Fund.
- Collaboration with the New Partnership for Africa's Development (NEPAD) to accelerate project preparation and financing of transboundary water and hydropower projects in Africa with support from the Africa Union, the African Ministers Council on Water (AMCOW), the Africa Development Bank (AfDB) and World Bank.
- Mobilisation of diverse groups of stakeholders and organisations in 2017, together with the World Bank, of six one-day regional and national consultations to contribute to the development of principles on recognising the value of water as part of the High-Level Panel on Water (HLPW) "Valuing Water" initiative, feeding into the HLPW report issued in March 2018.

In each of the above examples, GWP was able to offer a unique value proposition built on the ability to mobilise a broad group of cross-sectoral actors through a neutral and legitimate MSP, combined with well-established relationships and trust among mandated government institutions. In addition, the proven ability of the organisation to connect the global to the local (and vice versa) helps to maintain coherence between country-level action and global level frameworks set up by international finance mechanisms, high-level political panels and UN agencies.

Guiding the engagement in the above initiatives, as well as many of the regional and country specific processes described elsewhere in this report, has been the twin-track programmes of the **GWP SDG 6 Support Programme (SDG6-SP)** and the **GWP Water and Climate Programme -incl. Disaster Risk Reduction (WCP)** that together allow GWP to structure its work according to common IWRM-based frameworks. The work on SDGs covers a broad range of water management agendas in line with country priorities. In addition, the portfolio of resilience-focused climate projects is equally diverse as a result of the sectoral and geographical variance that strengthening climate adaptation inevitably involves. These two overarching approaches reflect contributions from other thematic angles, including the GWP strategic themes of transboundary water management, urbanisation and the water, food, energy and ecosystems nexus, while also encompassing emerging issues such as migration and jobs, the cross-cutting areas of gender and youth, and engagement with the private sector.

Reported results

As described in detail elsewhere in this document, the key level of GWP results reporting relates to the manifestation of **water governance outcomes** fostered through the application of an IWRM approach. These outcomes represent the governance change deemed necessary to enable more sustainable water management. Whereas the subsequent impact that such change results in is the ultimate test of the theory of change guiding GWP's approach, it is at the outcome level – the achievement of GWP's mission – where the work of the organisation is most transparently and demonstrably assessed. In 2018, 46 tangible water governance outcomes influenced by GWP have been recorded along with a substantial number of ongoing governance processes that are benefitting from GWP support. Some of the key areas across which these achievements have occurred include:

- **Investment planning:** GWP's support to investment planning is most advanced on the African continent. To better coordinate the ongoing support to more than 70 countries, cities and river basin organisations, GWP has established the Africa Water and Investment Programme (AIP, see Box 1). The AIP is the overarching framework for upstream support to a range of investment planning processes, including projects under the Programme for Infrastructure Development in Africa (see Box 11). Outside of Africa, investment plan support has been provided in Slovakia, China and Peru resulting in the approval of a further 6 investment plans or strategies.
- **Accessing finance:** Closely linked to the investment planning work, GWP also assists mandated stakeholders to unlock funding. Almost €10 million was mobilised on behalf of the Volta Basin Authority (VBA) and the Central American Commission for Environment and Development (CCAD) for flood and drought risk reduction projects. Substantial support has also been provided to national governments to access funding from the Green Climate Fund (GCF), including the development and submission of a proposal to develop the Zambia National Adaptation Plan on behalf of the Ministry of National Development Planning (see section 1.4 for other examples).
- **SDG implementation:** The facilitation of multi-stakeholder workshops in close to 40 countries as input to the establishment of a national IWRM baseline score for SDG indicator 6.5.1 was successfully concluded in collaboration with UN Environment-DHI. The partnership has continued with the design and piloting of an action planning process to support select countries in prioritising a set of IWRM actions as a means of advancing on SDG 6 targets and water-related goals more generally (see Box 9). The work is being coordinated under the GWP SDG6 Support Programme along with other SDG workstreams on integrated monitoring and a range of country- and regional-level activities targeted specifically at SDG 6 implementation.
- **Youth engagement:** The launch of the global-level Youth for Water and Climate platform (#YWC) along with two major regional initiatives in Central and Eastern Europe (*Youth Voices* → *Policy Choices* project) and West Africa (*#TonFuturTonClimat* project) has coincided with substantial progress on youth engagement at the country and regional level. This has involved the establishment of new water and youth networks (Kenya, Armenia, Central Africa-for water & climate), building the capacity of youth to engage directly in water management initiatives (China, Armenia, Honduras, El Salvador), and

empowered youth networks to influence water governance through representation in decision-making processes (Cameroon, Tunisia).

Box 1: GWP's Africa Water and Investment Programme (AIP)

Under the political leadership of the African Union, the GWP pan-African programme is supporting the development of a legacy initiative of the High-Level Panel on Water (HLPW) in Africa: the Africa Water and Investment Programme (AIP). The AIP aims to catalyse gender-inclusive investments in water and sanitation for job creation by strengthening the business case and in-country capacity for developing and implementing water investments. It addresses the need for independent, integrated economic analysis to fully understand the role of water in the economy and the gap in effective transaction management to enable development planning to be effectively translated into physical infrastructure assets.

Unveiled by the governments of South Africa and Senegal during the 8th World Water Forum (WWF8) in Brasilia, Brazil in March 2018, the AIP has been highlighted as one of the new cooperative initiatives of critical importance to the new water agenda in the HLPW Outcome Document and was formally promoted as a means of improving the investment outlook for water-related infrastructure in the conclusions from the Joint EU-Africa Strategy 6th Meeting of the Reference Group on Infrastructure. The AIP will also be supporting the implementation of the Programme for Infrastructure Development in Africa (PIDA) by accelerating the preparation and financing of water priority transboundary and hydropower projects (see Box 11).

The AIP is being technically facilitated by GWP in collaboration with the African Development Bank through the Africa Water Facility, the World Bank, the African Ministers' Council on Water (AMCOW) and the New Partnership for Africa's Development (NEPAD). The next milestone will be the proposal for endorsement of the AIP – as a facility of choice – to the Africa Union, at its Assembly in February 2019. In the meantime, focus, operational modalities and funding strategy will be finalized during Q1 and Q2 of 2019.

A network fit for purpose

The implementation of GWP's current strategy has contained a clear focus on strengthening the 13 Regional Water Partnerships (RWPs) and more than 60 Country Water Partnerships (CWPs) through the establishment of a robust control environment, strong governance frameworks and a financially viable business model that delivers on corporate targets and commitments. The extent to which GWP has achieved this has been tested on several occasions during the current strategy through a series of external governance and programmatic evaluations and assessments, all of which have drawn broadly positive conclusions. These have included:

- Evaluation of the Water, Climate and Development Programme in Africa (WACDEP Africa) 2011-2016 (2017)
- Independent Reviews of the joint GWP-World Meteorological Organization (WMO) Integrated Drought Management Programme (IDMP) and the Associated Programme for Flood Management (APFM) (2016)
- European Commission Pillars Assessment (2016)
- Netherlands Checklist for Organisational Capacity Assessment (2016)

- Swedish International Development Agency Self-Assessment (2016)
- Knowledge Management and Organizational Review (2015)
- UK Department for International Development (DFID) due diligence assessment (2015)

The substantial progress made by the organisation during this strategy period was further emphasised in 2018 through the findings and conclusions that emerged from the **external evaluation of the GWP Strategy 2014-2019**¹ carried out by the consultancy Dalberg on behalf of the Directorate-General for International Cooperation of the Netherlands (DGIS) in partnership with the broader GWP Financing Partners' Group. The final evaluation report provides a valuable independent review of GWP's performance together with critical input for developing the new strategy. This includes a backward-looking component covering the relevance, accomplishments, governance and sustainability of GWP since the start of the current strategy period, as well as a forward-looking component drawing strategic and operational implications.

The evaluation concludes that:

"The organisation has delivered against its strategic plan and put in place an effective global architecture to monitor funding and results." (page 4)

It also identifies the need for certain reforms to ensure that GWP maximises its impact and provides pointers on how to carry these out by strengthening governance and developing a more agile operating model. These take the form of ten recommendations (see box 4 below) through which the organisation can further improve performance and scale its impact. The recommendations are a welcome structure to track progress and improvements made and the majority will be, or have already been, followed up on by GWP Management.

With the current GWP strategy due to end at the end of 2019, the evaluation process has coincided with, and is naturally feeding in to, the process to develop and transition towards a new strategy. Guided by the opportunities presented by the new global development architecture and the role within these of collective action built around partnerships and multi-stakeholder platforms, the process to develop the new strategy was initiated in 2018 through a participatory approach that is seeking to gain both buy-in and ownership from the entire network. The zero-draft of the new strategy will be presented for discussion at the GWP Steering Committee meeting in December 2018.

¹ Looking back, looking forward: Evaluation of the Global Water Partnership (Dalberg, 10 November 2018)

Box 2: Recommendations from the 2018 evaluation of GWP

The report 'Looking back, looking forward: Evaluation of the Global Water Partnership' (Dalberg, 2018) presented ten recommendations at two levels: a set of proposals to guide the important decisions needed on GWP's strategy, governance and delivery model; and a set of no-regret moves that can be implemented independently of these choices.

Proposals:

- #1. Develop a focused strategy*
- #2. Adapt GWP's delivery model*
- #3. Redesign GWP's governance*
- #4. Ensure good coordination across the strategy, organization and governance workstreams*

No regret moves:

- #5. Clarify the process for developing an interim strategy*
- #6. Ensure the stability of GWP's senior leadership during the transition period*
- #7. Make GWP processes more agile and analytical*
- #8. Transform the knowledge management approach and the role of the TEC*
- #9. Reassert GWP's leadership role on IWRM in global initiatives*
- #10. Launch an initiative to assess impact*

The forward-looking response from GWP Management to these recommendations together with reflections on the evaluation as a whole can be found in the document 'External Evaluation "Looking back, looking forward – Evaluation of the Global Water Partnership": GWP Management follow-up note (Nov. 2018)

1.2 GWP at work – Selected 2018 Results

This section summarises the main achievements of the 13 GWP regions and GWPO in the implementation of the 2018 workplan. The highlighted results are presented according to the GWP Results Framework (see Annex A). Specific progress and results reported on the SDGs and the thematic areas outlined in the GWP Strategy 2014-2019 is provided in sections 1.3 to 1.5. Results reported include those achieved with funding raised by GWPO as well as with funding raised by regional and country water partnerships separately or jointly.

1.2.1 Impact and Outcomes: mid- to long-term achievements

GWP works towards its mission and vision according to a chain of activities and results. The implementation of activities and outputs influence targeted stakeholders, also known as boundary actors. These actors exert this influence in the development of key water governance outcomes, such as policies, legislation, action plans, strategies and institutional reform, which in turn lead to increased investments in water security and socio-economic improvements in people's lives. The GWP M&E system documents this process and analyses how the organisation's work has contributed to governance change across the attribution gap.

The top level of the results chain relates to **impact**, i.e. the supposition that water governance reform at the outcome level will lead to sustainable socio-economic benefits among the target populations through increased *investment in appropriate infrastructure, empowerment of vulnerable groups and more sustainable use of resources*. All water governance outcomes to

which GWP has contributed are assumed to in one way or another result in increased water security. This is reflected explicitly in GWP's approach to the SDGs (and within the conceptual framework for SDG 6 more generally) whereby the implementation of IWRM (SDG target 6.5) is viewed not as a goal in itself but as a prerequisite for advancing on the other SDG 6 targets and broader water-related SDGs.

However, the attribution of quantified impact (e.g. investments leveraged and number of people who benefit) is difficult to do. A key factor is the inevitable time lag between the appearance of an outcome and the resulting impact on the ground. For example, the development of a National Adaptation Plan in 2016 will only result in increased investment and improvements in people's lives once the plan is under implementation, perhaps 1-3 years following approval. In the case of a new water policy the resulting impact is likely to be even further down the line.

Increasingly, GWP is documenting such impact, particularly with regard to investments. In 2018 it is estimated that **investments worth around €280 million** can be linked to GWP's work either indirectly, e.g. by making the connection between a GWP outcome and the subsequent investment that was mobilised to implement it, or directly, e.g. successful support to institutions to access sources of development finance. In terms of funding unlocked, highlights this year include the mobilisation of around €7 million for flood and drought risk reduction in the Volta basin, and €2.2 million also targeting floods and drought resilience in Central America. A concept note has also been approved by the Adaptation Fund for drought resilience in the Horn of Africa region, and support to national governments to access the Green Climate Fund's Country Readiness Support Fund mechanism is gaining momentum in several countries across Africa and Asia.

Whereas the achievement of impact is ultimately the sole justification for GWP's approach, it is at the outcome level results, i.e. the tangible IWRM oriented water governance changes delivered by mandated actors, that arguably best reflects progress in work programme implementation (on the basis that impact level results are subject to longer time lags and greater external influence).

In 2018 **46 key water governance outcomes²** were recorded in which GWP had a role to play. These included:

- The development of **new water-related policies** at the regional level (the Regional Water Agenda and Plan for Central America) and the national levels (a National Water Policy in Guinea; the Zambia Climate Change Policy).
- The advancement of strengthened national **water legislation**, including the adoption of a law on climate change regulation in Benin, a White Paper reviewing the National Water Act of Lesotho, and the approval of water tariff reform through the introduction of a water tax in the Chinese provinces of Hebei and Shaanxi.
- The approval of **10 investment plans and strategies**, including for the implementation of a programme of measures in the transboundary Mekrou basin, and disaster risk reduction programmes in the Volta basin and the Central American region.

² Note that some of the reported outcomes are still in the process of being verified and the total number of outcomes as well as the figures provided in the breakdown are subject to change

- The finalisation of **national and river basin development plans**, including the National 10-year Action Plan for the Monitoring & Evaluation System of Water Resources and WASH in Mauritania, the Water Development and Management Master Plan of the Mekrou basin, and the Gender Action Plan of the Zambezi Watercourse Commission (ZAMCOM).
- The establishment of new **multi-stakeholder platforms** to engage in water management at different scales, including new Area Water Partnerships in Pakistan, and the Mashi Basin Parliament and watershed Committee in Rajasthan, India.

As described in more detail under Section 2.1, all recorded outcomes are labelled as per GWP's understanding of water governance and IWRM (GWP ToolBox categories), as well as according to the methodology for monitoring the SDG 6 indicator on IWRM implementation (6.5.1)³.

The relationship between GWP's recorded governance outcomes and the SDG target 6.5 on IWRM is an important one. SDG indicator 6.5.1 measures the degree of IWRM implementation for individual countries on a scale of zero to 100, with 100 indicating full implementation of IWRM. The score is derived through 33 questions in a self-assessed country questionnaire, organised into the four main dimensions of IWRM. These questionnaires were completed by over 170 countries in 2017 and 2018 to establish a baseline for 6.5.1. This baseline is presented in the UN Environment report *'Progress on IWRM – Global baseline for SDG 6 indicator 6.5.1: degree of IWRM implementation (2018)'*.

As mentioned above and described in Section 2.1, the structuring of the 6.5.1 questionnaire is closely aligned with GWP's own classification of IWRM and the categorisation of water governance outcome results influenced by the organisation. As such, GWP can demonstrate how its work is contributing to the achievement of SDG target 6.5 by linking its results to indicator 6.5.1. In effect, the 46 outcomes supported by GWP in 2018 are likely to contribute either directly or indirectly to one of the four IWRM dimensions monitored by indicator 6.5.1 thereby helping a country to increase its overall IWRM implementation score.

Figure 1 below gives an overview of the distribution of the 46 outcomes recorded in 2018 across the four main dimensions of IWRM measured by indicator 6.5.1, namely the *enabling environment, institutions, management instruments* and *financing*.

³ GWP's long-term involvement in the definition and structuring of an IWRM approach to water governance, including work carried out in the framework of the Rio +20 UN-Water status assessment and the development of the monitoring framework for SDG 6.5.1, naturally resulted in a close alignment between the SDG IWRM indicators and the GWP ToolBox categories. **Note that GWP pursues its collaboration with the organizations active on the water governance front: i.a. OECD via its GWInitiative and SIWI via its WGFacility.**

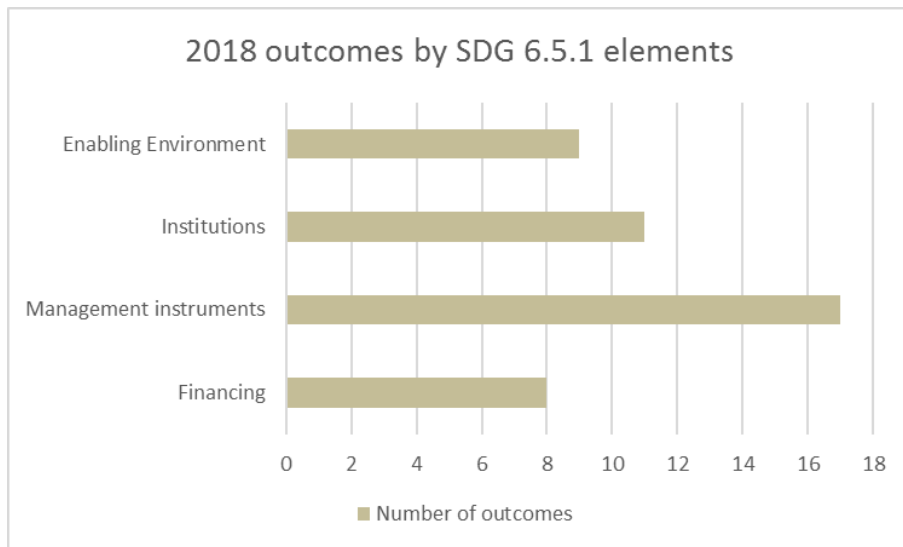


Figure 1: GWP outcomes for 2018 categorised by the SDG 6.5.1 elements

The SDG indicator 6.5.1 baseline scores are also interesting in the context of where GWP has been actively engaged and has successfully influenced outcome level results. Figure 2 compares the geographical distribution of GWP’s national level outcome results recorded during the current strategy period with the indicator 6.5.1 baseline scores for the corresponding countries.

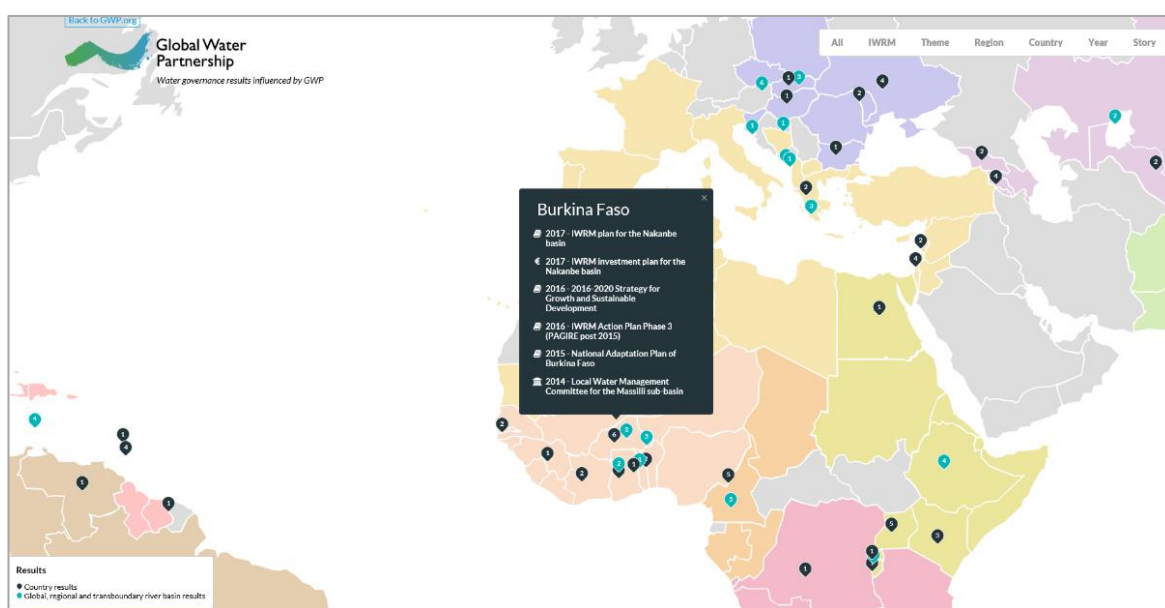


Figure 2: GWP national-level outcomes 2014-2018 against SDG indicator 6.5.1 baseline scores

Box 3: Interactive online map of water governance results influenced by GWP

To better communicate its outcome level results and the work that GWP contributed to their achievement, in March 2018 GWP launched an online, interactive map showing how it has contributed to better water management over the years. Behind the many dots on the map are stories illustrating where a new water policy, national adaptation plan, transboundary agreement, investment strategy, regional planning framework, strengthened legislation, or institutional reform have led to stronger water governance. Results can be filtered by theme, geographical area, year and the SDG indicator 6.5.1 IWRM element to which they contribute. A short description of the result and GWP's involvement can be found by clicking on the individual results as well as links to associated case studies and impact stories where available. The map can be accessed at:

<https://www.gwp.org/en/interactivemap/>



Unlike activities and outputs, the outcome level results are beyond GWP's direct control and, therefore, subject to many other factors that can both support or derail the process. Examples of governance processes that have not led to the anticipated results in 2018 include:

- Advanced efforts to support investment planning in the framework of WACDEP in Peru had to be rethought and postponed due to a shift in political priorities
- On-going efforts to support SDG6 implementation in Nepal were delayed in relation to the change of governance structure of the country that newly adopted a federal model

It thus follows that the procedures involved in realising outcome and, particularly, impact level results can take several years. As such, the work conducted by GWP to influence the above governance change processes was in many cases initiated well before the outcome materialised. The results therefore relate to activities and outputs implemented through a series of workplans dating back to the preceding strategy period.

Box 4: Documenting the relationship between GWP's work and quantifiable impact

Significant efforts have been made during the strategy period to establish a more robust monitoring framework for linking GWP's activities and outputs from across the network to outcome and impact level results. This has been done primarily to demonstrate tangible progress in water security through the application of an IWRM approach, thereby justifying continued promotion of the concept, but also as a learning exercise to better understand the role of governance in achieving water security and GWP's role within it.

One means of documenting this relationship is the development of GWP 'Impact Stories'. These are being produced to demonstrate quantified impact linked to the governance change and direct interventions promoted by GWP as measured through the number of people benefitting from increased water security and the value of investment in water management interventions. New stories developed in 2018 include:

- IWRM planning and implementation in Benin
- Curbing Unregulated River Sand Mining in Sri Lanka
- Strengthening Community-Based Flood Management in Mae Sot, Thailand

The full set of impact stories aims to cover different aspects of GWP's work ranging from the indirect mobilisation of large-scale investments in water security to direct beneficiaries at the local level. What each of the stories have in common is the context of the GWP Results Framework and applicability within the concept of IWRM. The complete collection of stories can be accessed at: <http://www.gwp.org/en/we-act/change-and-impact/Impact-Stories/>

1.2.2 A continuous flow of activities and outputs under 3 Goals

The 2018 GWP workplan was structured according to the three goals outlined in the GWP Strategy 2014-19 which are:

Goal 1: Catalyse change in policies and practice

Goal 2: Generate and communicate knowledge

Goal 3: Strengthen partnerships

Simply put, a strong network (Goal 3) reinforces knowledge sharing and communications (Goal 2), which in turn enables the facilitation of specific water governance processes (Goal 1). It is according to this logic that GWP plans and implements its work.

This section provides a summary of the main activities and outputs carried out by the 13 GWP regions and GWPO in the implementation of the 2018 workplan by strategic goal. Some of these activities and outputs, and the interrelationship between them, contributed to the high-level water governance outcomes described in Section 1.2.1 above. Others are contributing to processes that are expected to lead to outcomes in 2019 and beyond.

Illustrative highlights – Goal 1

Goal 1 – Catalyse change in policies and practice – focuses on advancing effective governance, based on comprehensive and mutually supportive policies, institutions, partnerships, processes, and information-sharing. Some of the main groups of activities and large-scale initiatives carried out under Goal 1 were as follows:

- **Global processes:** GWP's global level engagement in 2018 focussed strongly on the climate agenda, including disaster risk reduction (DRR), and the SDGs. Support to UNFCCC and the COP process has continued and GWP will have a strong presence at COP 24 in Poland in December 2018. Around DRR, GWP has also actively contributed to the evolving global architecture through support to the High-level Experts and Leaders Panel on Water and Disasters (HELP) and the UNCCD Drought Initiative; GWP also had an active involvement in the Asian Ministerial Conference on DRR in Mongolia. In the context of the SDGs, GWP contributed to the development of three key SDG 6 baseline reports and is involved in ongoing discussions with UN-Water regarding collaboration in applying the Integrated Monitoring Initiative for SDG 6. In addition, GWP's role in mobilising stakeholder input to the High-Level Panel on Water (HLPW) 'Valuing Water' initiative contributed to the final HLPW outcomes report, launched in April 2018 in Brazil, and contributions from the network were provided to the International Decade for Action 'Water for Sustainable Development,' 2018-2028 (High-Level International Conference in Dushanbe, in June 2018).
- **Transboundary and regional cooperation:** Well established cross-border water management support has continued in key transboundary river basins in many regions. As well as ongoing engagement with mandated transnational institutions in, among others, the Volta, Limpopo, Drin, Lake Chad, Danube, Zambezi and Orange-Senqu basins, GWP was also involved in the establishment of a new basin authority in the Comoé-Bia-Tanoé Basin in West Africa, and the advancement of water sharing agreements and institutional framework covering the Buzi, Pungwe and Save river basins in Southern Africa. At the regional level, GWP was instrumental in the finalisation of the Central American Commission for Environment and Development's (CCAD) Regional Water Agenda and Plan and is an active partner in the development of a Regional Water Observatory under development by the Economic Community of West African States (ECOWAS). GWP contributed to the UNECE meeting of the parties (Astana, October 2018).
- **Support to National Governments:** In-line with the strategic focus on country-level support to SDG achievement and the national commitments under the climate and DRR frameworks, GWP's process oriented engagement at the country level continues to advance. Around 70 national institutions received assistance in 2018 in direct relation to specific governance processes. This support has covered, including but not limited to, legislative frameworks (Georgia, Bulgaria, Benin, Indonesia, China), policy development and planning (Guinea, Lesotho, Mauritania, Zambia, Central African Republic), institutional reform (Mongolia, Brazil), and private sector engagement (Tanzania, Indonesia).
- **Investment planning and accessing finance:** Related to the above, 69 countries have received support to develop investment plans and access finance for climate resilience and water security. In the case of accessing finance, capacity was built among more than 70 national institutions from 24 African and 18 Asian countries through 2 continental workshops held in Africa and Asia on accessing financing from the Green Climate Fund, as well as direct support to the governments of, amongst others, Zambia, Uganda, Kenya and Mauritania.

- **Mobilisation of stakeholders:** GWP's ability to bring together a broad group of multi-stakeholder actors through its national, sub-national and regional platforms was widely utilised in 2018. As well as the national consultations organised in support of the global processes described above, stakeholder engagement was facilitated in, among others, China (as input to the South-North Water Division Project), Indonesia (in the context of the development of the draft Water Resources Law) and India (through the established platforms in the Hindon and Mashi river basins). In addition, GWP has reached a formal agreement with the Lancang-Mekong Water Resources Cooperation Centre to establish an IWRM Multi-stakeholder platform for the Lancang-Mekong basin.

Illustrative highlights – Goal 2

Goal 2 – Generate and communicate knowledge – focuses on developing the capacity to share knowledge and fostering a dynamic communications culture. Some of the main groups of activities and large-scale initiatives carried out under Goal 2 were as follows:

- **Capacity building:** Building capacity remains at the core of much of GWP's work. The challenges facing many of the stakeholders targeted by GWP are regularly identified as related to a lack of institutional knowledge, technical skills and awareness of key issues and solutions. Demand driven training delivered to a clearly defined target group in situ remains the most effective modality and as such the majority of GWP training is carried out at the sub-national or national levels, typically involving local partners. Where a broader regional or continental audience is engaged with, GWP now seeks to rely on partner organisations to provide both content (e.g. the International Water Law workshops organised in Africa, Latin America and Asia) and delivery mechanism (e.g. the use of the UNDP Cap-Net online facility for trainings on urban water management and WASH and climate resilience). This ambition to make better use of partner organisations in the provision of capacity is embodied in the emerging relationship with UNDP Cap-Net (see Box 5).
- **South-south learning and knowledge exchange:** Linked to GWP's shift away from globally delivered trainings described above, the promotion of south-to-south/network-to-network exchange to better utilise the tacit knowledge and learning potential spread across the partnership. As in 2017, examples organised in 2018 were a mix of regional and continental events addressing topics such as the SDGs, accessing climate finance and transboundary water governance, and external and internal bilateral engagements related to more specific issues such as youth engagement (Burkina, Togo and Benin), and CWP strengthening (Burkina Faso and Mali). These activities are also complemented by the regular annual GWP coordination events such as the GWP Regional Days (May 2018 in Budapest) and the pan-African WACDEP coordination meeting (i.a. link to AIP development in Gaborone, July 2018).
- **Publications:** GWP produced, throughout 2018, more than 100 publications addressing topics as diverse as a strategic framework for WASH climate resilience with UNICEF, women in water management in El Salvador and Nicaragua, and the automotive repair industry in Bhutan; 80% of them were authored by regional teams. Also of significance are the publications that GWP has contributed to during 2018. The three publications documenting and analysing the baselines for SDG indicator 6.5.1 on IWRM

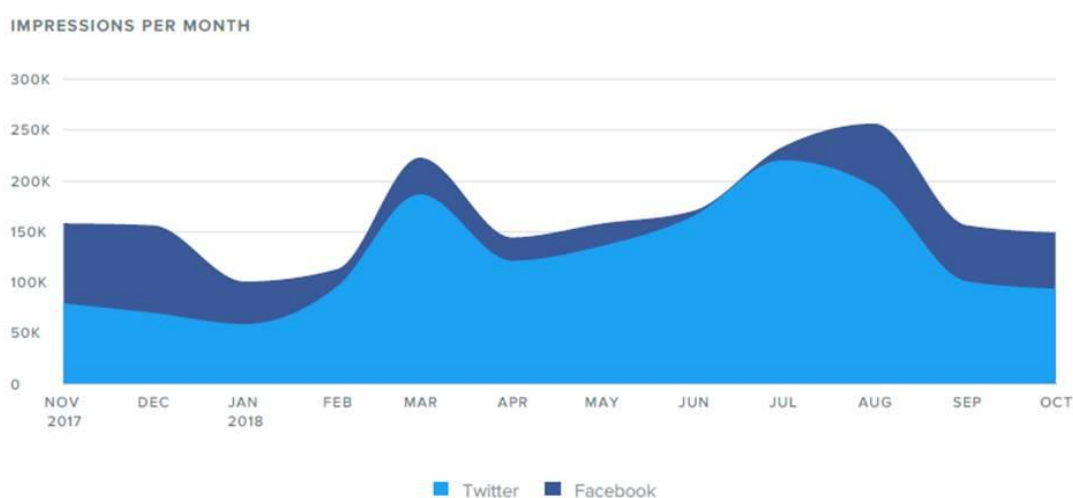
implementation described in Section 1.3.1 are strategically and practically important for the organisation and the opportunity to contribute to their development is testament to GWP's contribution to the data collection process and overall reputation as an authority on the topic of IWRM. Elsewhere, the network contributed four cases illustrating good water governance that were documented in the OECD report 'Implementing the OECD principles on water governance', and substantive inputs on flood and drought management to the UN World Water Development Report 2019 chapter on physical and environmental challenges and solutions.

- **Social media:** GWP made significant use of social media over the last years. By strategically planning, organising, and monitoring social media efforts in 2018 – targeting the right people, using the right hashtags, listing the right content – GWP has increased its engagement with other organisations and stakeholders. This makes GWP visible in relevant contexts and helps us secure a measurable outreach to target audiences (including high-level individuals) that would be difficult to connect with otherwise. Some examples of the statistics reflecting the engagement of GWP in social media include:

Report on GWP's Twitter and Facebook pages during the reporting period:

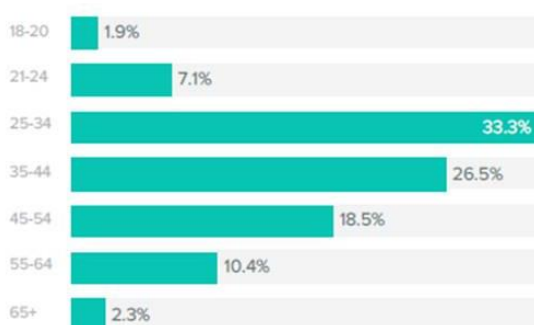
- **2 million impressions** (number of times content was served to users)
- **35 thousand engagements** (likes, shares, replies etc.)
- **7,242 link clicks** (number of clicks on links within our content on Twitter and Facebook, e.g. publications and videos)
- **13,300 followers** on Twitter (net increase of 28.2% since 2017)
- **42,700 fans** on Facebook (with an increase of 27.4% since 2017)

GWP was very active on social media during two major events in 2018: World Water Forum 8 in Brazil in March and World Water Week in Stockholm in August. We were also very active during the launch of the SDG 6 synthesis report at the end of June. As shown by the graph below, our impressions peaked during these months.

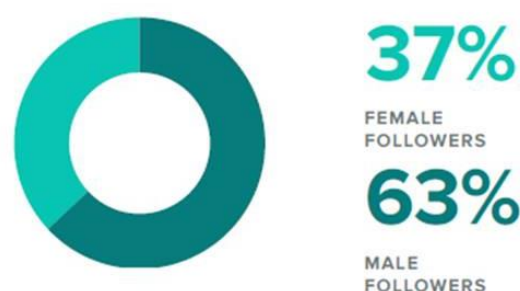


The demographics of GWP's Twitter audience are:

FOLLOWERS BY AGE

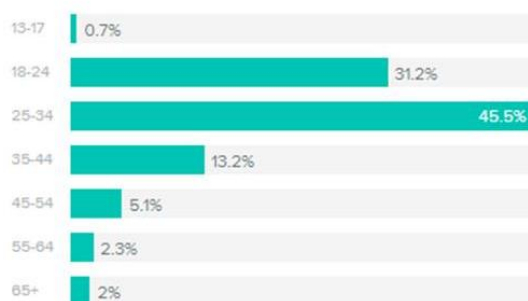


FOLLOWERS BY GENDER



Concerning Facebook, the audience demographics present similar trends to the Twitter ones:

BY AGE



BY GENDER



- GWP Global Technical Committee (TEC):** Responding to the need for TEC to become more relevant for the network it serves, efforts continued in 2018 to improve interactions with regional experts and strategic partners, and to engage GPWOs operational activities. This has included engaging directly with the regions and involvement in piloting collaborative approaches for knowledge generation and uptake. There have also been efforts to reach out to regional TECs, e.g. in West Africa, and across all regions in identifying demand for specific knowledge products. Nevertheless, the external review of the GWP 2014-2019 strategy (see Box 2) has recommended transforming the role of TEC following the finding that it was hard to meet the increasingly diverse needs of the network and offer the responsiveness and specialised expertise needed in specific programs. In response, GWP has committed to revisit the role of TEC in the context of the development of the new GWP strategy with a view to maintain the TEC’s role in terms of guidance and thought leadership but to also involve the TEC more into stimulating knowledge creation, into curation of knowledge, and in ensuring excellence in the many non-TEC publications and thought pieces produced. Such a reassessment of knowledge and the role of TEC took place through a collaborative workshop leading to strategic recommendations and prototypes as input to the strategy process.

Box 5: Collaboration with UNDP Cap-Net

Cap-Net is a global network of networks implemented by UNDP under the form of a UNDP project, dedicated to capacity development in sustainable water management. It is composed of a global secretariat and 24 regional and country level capacity development networks with around 1000-member organisations in 115 countries, mostly universities and organizations involved in education (broadly matching GWP's own geographical spread). The organisation aims to deliver training and education to water professionals in the target regions. Since 2014, Cap-Net has been initiated under the UNDP Water and Ocean Governance Programme. Typically, GWP engages with Cap-Net in the following ways:

- Collaboration on capacity building activities between GWP RWPs/CWPs and the equivalent Cap-Net regional/country networks.
- Collaboration at global level on the development of capacity building materials and the organisation of global level training courses.

GWP is also an international partner on the Cap-Net management board.

In 2018 GWP and UNDP Cap-Net have been exploring potential alternatives regarding the future relationship between the two organisations. Whereas the ambition to forge a closer relationship between the two organisations has been under consideration for some time, recent developments, including the development of GWP's new strategy, the recently commissioned institutionalisation review of Cap-Net and emerging donor priorities, have generated more momentum for a tighter collaboration.

Whereas details of the future relationship are still under discussion, both organisations are confident that stronger administrative and programmatic synergies will be achieved by the end of 2018.

Illustrative highlights – Goal 3

Goal 3 – Strengthen partnerships – focuses on enhancing the viability and effectiveness of GWP's Network by strengthening partnerships and partner organisations to catalyse change, enhance learning, and improve financial sustainability. Some of the main groups of activities and large-scale initiatives carried out under Goal 3 were as follows:

- **Partnerships and strategic alliances:** The ability of GWP to mobilise high quality action with relatively few resources is largely due to its range of strategic relationships with key partners and allies across all levels of entity. Examples of these relationships in action from 2018 include:
 - Ongoing country-level work with UN Environment-DHI on establishing a baseline for SDG indicator 6.5.1 on degree of IWRM implementation and prioritising key actions address shortfalls.
 - Partnering with the World Bank to co-fund, organise and facilitate six one-day regional and national consultations under the framework of the High-Level Panel on Water (HLPW) "Valuing Water" initiative
 - Establishing strategic partnerships with organisations such as the African Development Bank through the Africa Water Facility (AWF) and the Infrastructure Consortium for Africa (ICA) has enabled GWP to support national institutions and

- regional organisations to develop bankable projects and mobilise substantial investments for water security.
- Collaboration on advancing specific topics such as water integrity (the Water Integrity Network), migration (FAO), climate change adaptation (UNFCCC), flood and drought management (partnership with WMO mobilizing over 60 expert organizations), water governance principles (OECD) and transboundary water management (UNECE).
- Looking ahead, GWP has formally agreed with WWC, 2030 WRG, CEO Water Mandate and the World Bank to analyse the opportunities for structured collaboration and scope for agreements on operating in a complementarity format with partners across the entire field.

Box 6: Private sector engagement

GWP is in the process of developing its private sector engagement approach aiming to articulate better water stewardship strategies or other private sector related issues within an IWRM framework. The approach considers the diversity in this group and suggest governance mechanisms to manage the additional risks that may emerge. A four-page information note was produced in March 2018 and a position paper on the topic will be produced by the end of the year (incl. a TEC contribution). In this context GWP has pursued contacts with key potential partners i.a. CEO water mandate, WRG2030, BHP (a possible project on data/information sharing at basin level being explored).

GWP has also engaged on the relationship between private sector operations and interests, and government mandates and water management priorities through its Country Water Partnerships. In Tanzania, GWP was appointed by the Ministry of Water and Irrigation to a National Public Private Partnership (PPP) Task Force whose mandate is to deliver a national action plan for promoting and realizing an enhanced engagement of the private sector in the larger water sector. Another example comes from Indonesia where GWP was requested by an association of private sector actors to facilitate the process of private sector input to the ongoing development of the National Water Resources Law.

- **Network engagement:** The GWP partners base is a fundamental part of the organisation that provides it with a mandate and legitimacy. In the first three quarters of 2018 the number of partners increased by 74 to reach a total of 3108. However, the GWP partner base is generally felt to be an asset that is not utilised to its full potential. This perception was reinforced through the findings of a network survey⁴ conducted at the end of 2017 and discussed with Regional Partnerships and Regional Steering Committees throughout 2018. The survey's analysis concluded that *"GWP must engage with its constituents to improve how it delivers value to its global partners"*. This message was further reinforced through the 2018 Evaluation of GWP which recommended that the role of partners be better defined⁵. In recognition of this challenge, GWP made a substantial and

⁴ The survey was administered in English, Chinese, French, Spanish, Russian, and Portuguese from November 1 to December 15, 2017. The response rate was 14% and although this is too low to draw concrete conclusions it is nevertheless considered sufficient to give an accurate representation for learning purposes.

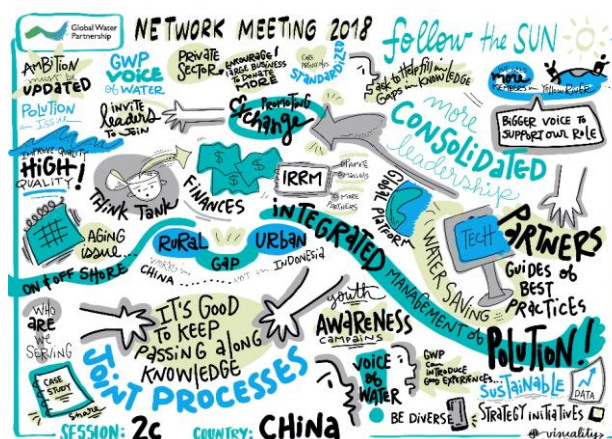
⁵ Recommendation #3a. Define the role of Partners in GWPO's governance and revise the application form/process (Looking back, looking forward: Evaluation of the Global Water Partnership, Dalberg, 2018)

new effort to mobilise partners for its annual network meeting (see Box 7), seeking input in priorities for the GWP strategy, and has prioritised partner engagement as a key component in the new strategy development process. This participatory approach to the new strategy that prioritises the voice from the network is part of a bigger push in 2018 to better understand how the organisation engages with its partners, the extent to which this occurs and the type of organisations (and their expectations) that the partnership encompasses. A recent illustration of this is the analysis of participants attending the GWP organised SDG 6.5.1 workshops in 2017/18 (see Section 1.3.1) which found that 25% of participating organisations were GWP partners and that on average 17% of GWP partners in each country took part.

Box 7: GWP 2018 Network Meeting

GWP’s “Follow-the-Sun” 2018 Network Meeting was held through 15 consecutive multi-point video conference sessions over two days, September 27 and 28 2018, engaging over 400 Partners, in nearly 50 countries. In addition to statutory tasks, the main aim was to seek insight for GWP’s Strategy development. The meeting gave GWP Partners an opportunity to engage directly with other Partners and with their regional and global peers, as well as being able to contribute to the new GWP strategy development process. It was the first time that GWP used a so-called "Follow-the-Sun" format, which allowed GWP to consult with Partners throughout the network over a 29-hour period.

The Partners participated in a 2-hour session in each region (in their language and time zone), before handing over their input to next region. The Network Meeting culminated in a summary and forward-looking global session at the end. All sessions were broadcast live on GWP’s Facebook page and can be accessed through the GWP website. To visualise the content of the discussions that took place, graphical recordings were also made of the sessions.



Further information can be found on GWP’s website at:

<https://www.gwp.org/en/About/more/news/2018/we-have-a-powerful-story--hundreds-of-gwp-partners-engaged-in-network-meeting/>

- Institutional strengthening:** A key component of GWP’s current strategy has been the ambition to strengthen its country level operations. On the one hand a strong country presence is viewed as a key asset when addressing the SDGs and the national commitments outlined under the Paris Agreement. On the other is the acknowledgement that the maintenance of a robust control environment and strong governance framework at all levels is essential to meet minimum standards and maintain the confidence of donors and other key stakeholders. Significant work was initiated in 2017 to better understand and start to address the shortfalls of Country Water Partnership (CWP)

capacity, e.g. through a Rapid Country Level Assessment and the development of operational capacity criteria. This has continued in 2018 during which the operational capacity of 56 out of the 63 accredited Country Water Partnerships (CWPs) has been assessed. By October 2018, 53 of the assessed CWPs had passed the assessment. The exercise has provided reassurance that the countries selected to receive globally raised funds have (i) robust control systems in place combined with (ii) a sound partnership base, (iii) strong governance structures and (iv) a good track record of project implementation. Activities in countries that do not meet the minimum criteria are instead managed through a reliable institution.

Box 8: Annual Regional Assessment Grids

Since 2017, an annual assessment grid reflecting numerous performance data markers has been used to assess each Regional Water Partnership (RWP) and GWPO. The monitored data include, inter alia, target achievement, financial and programmatic reporting, resource mobilisation and overall governance. Performance agreements to address the recommendations arising from these assessments is now part of the formal accountability parameters between the RWPs and GWPO.

The annual assessment grids are just one example of efforts to create a more constructive and dynamic relationship between the RWPs and GWPO. Regular online Executive Sessions attended by GWPO leadership, RWP Regional Coordinators and RWP Chairs have also been introduced on a regular basis as an opportunity to share information, coordinate cross-entity collaboration and explore future opportunities. These sessions are complemented by the circulation to all RWPs of Statement of Travel Objectives and Back to Office Reports from the Executive Secretary prior to and following business trips and meetings with key stakeholders.

- **Resource mobilization:** GWP's approach to resource mobilisation was further developed. The aim has been to define a more coherent approach to fund raising and pave the way to greater diversification of funding sources while maintaining long-term agreements from traditional donors. GWP CEO visited a number of donors (Canada, Australia, Japan, Germany, DK, Netherlands, Austria, Switzerland, EC -visits in France and Norway planned for 2019) and strategic allies. A full-time proposal writer has also been recruited by GWPO to increase capacity around the practical and administrative aspects of fundraising. Locally raised funding for 2017 was almost €3 million (back on a solid trajectory after a dip in 2016). Whereas the final figures for 2018 will not be available until the annual audit is completed in early 2019, indications suggest that the value of local funding agreements signed over the course of the year will remain at a similar level (see Table 1).

GWP Annual Progress Review for 2018

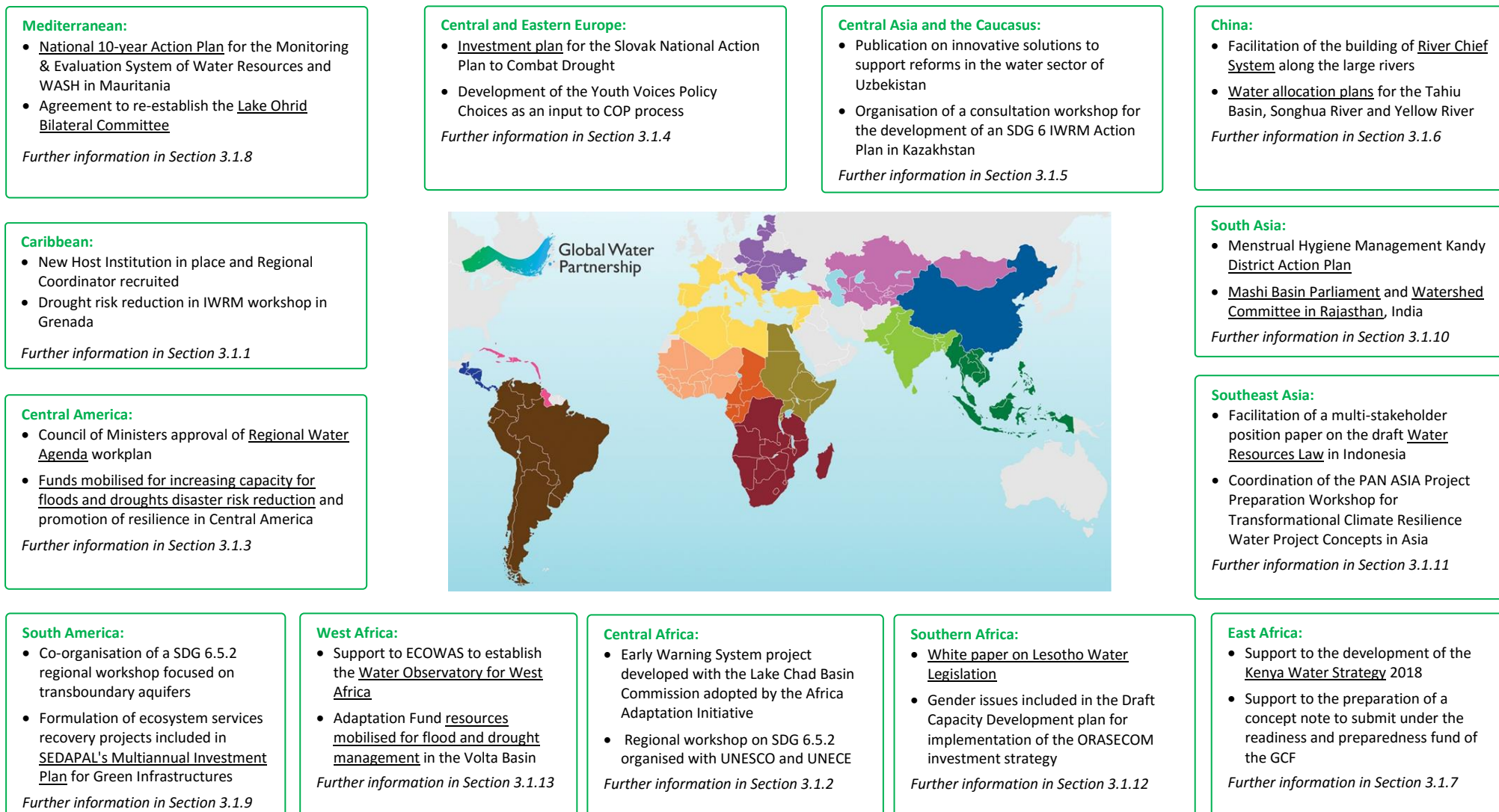
Location	Project/initiative	Estimated value (€)
Tanzania	USAID project for capacity building and research	220K
Pan-Africa	UNDP-GEF funding for NAP implementation across 5 African countries	45K
Zimbabwe/ Mozambique	GIZ funding for Transboundary water management in the Buzi, Pungwe and Save basins shared by Zimbabwe and Mozambique	350K
SADC	SADC-GIZ Transboundary Water Management Programme	570K
Madagascar	Climate resilience and WASH	220K (TBC)
Central America	EUROCLIMA+ funded project to increase capacities for disaster risk reduction on floods and drought and promotion of resilience in Central America	200K
West Africa	UN Environment-DHI funding for technical assistance to ECOWAS on regional water monitoring and reporting	64K
Benin	AfDB funded project on investments for climate resilient development in the Nokoué Lake watershed	495K
Volta Basin	Adaptation Fund financed project on integrated flood and drought management in the Volta basin	217K (TBC - 2019)
Hungary	Agreement with Ministry of Interior to support SDG 6 implementation	30K

Table 1: Examples of local funding agreements signed in 2018 (to be confirmed)

1.2.3 Regional highlights

(for further details see Section 3.1)

The following diagram displays highlighted results from each of the 13 GWP Regions achieved in 2018 (underlined text refers to tangible outcomes). A more detailed description of regional level progress, including at country level, can be found in the referenced sections within the diagram.



1.3 SDGs, water security and IWRM

The significant links and interdependencies between the targets of SDG 6 on water and sanitation and those of other Goals highlight the central role of water within the 2030 Agenda for Sustainable Development. Reaching the targets of SDG 6 is therefore seen as essential for the achievement of a range of other water related SDGs, including the goals on gender equality, food, energy, health, sustainable cities and climate.

SDG 6 is constructed with the recognition that improved water governance through the adoption of IWRM principles is a prerequisite to achieving water security and harnessing subsequent co-benefits in terms of inclusive economic development, job creation, inclusion, and stability. Accordingly, SDG target 6.5 on implementing IWRM is considered the foundation upon which the remaining SDG 6 targets and broader water-related goals can be reached. Indeed, the recent UN Water 2018 Synthesis Report on SDG 6⁶ states that:

“The 2030 Agenda fully commits Member States to IWRM and transboundary cooperation over shared water resources. Putting this into practice will be the most comprehensive step that countries make towards achieving SDG 6.”

By construction, all GWP’s work contributes to SDG target 6.5 by fostering governance change through an IWRM approach (GWP’s outcome level results). The subsequent implementation of these governance changes leads to investments and socio-economic-environmental benefits that address the other SDG 6 targets and water-related SDGs more generally (GWP’s impact level results). As such, the connection between GWP’s work and SDG achievement is a straightforward one to make.

The SDG agenda, and particularly the IWRM target, has played an important role in refocusing attention on IWRM and structuring the way that countries plan, implement and report on its progress. GWP is providing direct support to this process through a series of building blocks coordinated under the SDG 6 Support Programme umbrella and the thematic entry points identified in the GWP strategy.

1.3.1 The GWP SDG 6 Support Programme

The GWP SDG 6 Support Programme is structuring a range of direct SDG support initiatives currently under implementation. Whereas this work is built around the water governance aspects covered by the SDG IWRM target (6.5) and indicator (6.5.1), the overall objective is the advancement of IWRM not as an end but as a means of fostering the water resources management improvements that will result in tangible and sustainable impact on the ground. IWRM is therefore a foundational entry point to address clearly defined priority issues identified across other SDG targets.

The work conducted under the SDG 6 Support Programme is broadly structured across three sequential stages, namely:

⁶ United Nations (2018). Sustainable Development Goal 6 Synthesis Report 2018 on Water and Sanitation. New York.

- **Stage 1 – Identify challenges:** Strengthen SDG national monitoring and reporting frameworks, including the establishment of a baseline for SDG indicator 6.5.1, with a view to identifying critical areas for attention
- **Stage 2 – Formulate responses:** Assist countries in formulating appropriate IWRM responses to water resources management challenges in the context of the SDG baselines and national water resources management priority issues more broadly.
- **Stage 3 – Implement solutions:** Support countries in implementing IWRM solutions aimed at achieving SDG 6 and other water-related goals through the development of bankable project proposals.

Tangible examples of the work implemented by GWP under the main components of the SDG 6 Support Programme are described below.

Monitoring and reporting (Stage 1):

- **Global:** Organisation and facilitation of 36 country stakeholder consultation workshops worldwide by GWP's CWPs on behalf of UN Environment to support national institutions with the mandate to report on SDG 6.5.1 to collect official country data for the indicator baseline. Over 1000 participants representing more than 700 organisations attended the workshops.
- **Global:** Acknowledged contribution to the production of three UN produced status reports for SDG 6, namely:
 - Sustainable Development Goal 6 Synthesis Report 2018 on Water and Sanitation (UN, 2018)
 - Progress on IWRM. Global baseline for SDG 6 indicator 6.5.1: degree of IWRM implementation (UN Environment, 2018)
 - 2018 status report on the implementation of IWRM in Africa: A regional report for SDG indicator 6.5.1 on IWRM implementation (AMCOW, 2018)
- **Global:** Support to the UN-Water SDG 6 Integrated Monitoring Initiative through contributions to the global framework development process (the SDG 6 Support Programme concept was identified as a key delivery mechanism in the summary report⁷ from the meeting on integrated monitoring of SDG 6 organised by UN-Water at the end of 2017) together with specific support to do certain funded activities at country level around integrated monitoring of SDG 6, including:
 - **Uganda:** Support to the Ministry of Water and Environment in the testing of SDG 6 integrated monitoring initiative methodologies, the collection of baseline data and the alignment with existing national monitoring frameworks.
 - **Cameroon:** Commissioning of the Cameroon CWP by UN-Water and the Government of Cameroon to implement the SDG 6 integrated monitoring initiative in the country
 - **Armenia:** Support to the State Committee of Water Economy to coordinate the activities of state actors responsible for monitoring the SDG 6 indicators, identify needs and capacity gaps, and organise training workshops.

⁷ Summary Report: Global workshop for integrated monitoring of Sustainable Development Goal 6 on water and sanitation, 21–23 November 2017, The Hague, The Netherlands

- **Jamaica (plan for Senegal early 2019):** Organisation of training workshops on behalf of UN Water to increase capacity among national institutions responsible for the monitoring of SDG 6.

Planning an IWRM response (Stage 2)

- **Global:** Collaboration with UN Environment-DHI to pilot the SDG 6 Support Programme Stage 2 approach in a select number of countries in a range of settings, to explore and document alternative means of initiating the implementation of IWRM as a means of achieving SDG 6 and other water related goals (see Box 9).
- **Central America:** Organisation, in collaboration with the Central American Commission for Environment and Development (CCAD), of a regional knowledge exchange workshop to share lessons among the countries of Central America on the challenges and opportunities of implementing and monitoring SDG 6 in the region, explore the possibilities of integrated monitoring across the region and promote the prioritisation of SDG 6 into national development agendas.
- **Central Africa:** Organisation of a regional workshop attended by representatives of seven countries, two river basin organisations and the Economic Commission of Central African States to increase the understanding of the SDG 6 framework with a particular focus on the implementation of SDG indicator 6.5.2 on transboundary water management (see also Section 1.3.2 below).

Implementing IWRM solutions (Stage 3)

- **Hungary:** Funded agreement between the Ministry of Interior and GWP Hungary to prepare a country report based on an extensive stakeholder engagement process on the implementation of SDG 6.
- **Armenia:** Implementation of the project “Leaving no one behind: Meeting the SDGs through IWRM in rural communities in Armenia” with the objective of identifying solutions for the improvement of water supply, wastewater and irrigation systems in 17 rural villages together with the development of a fundraising strategy and action plan to finance implementation.
- **Honduras:** Organisation, in collaboration with the Ministry of Environment, the Coordination Secretariat, and the National Water and Sanitation Council, of ten sub-national workshops throughout the country to raise awareness around the government’s approach to SDG 6 and to support the inclusion of the goal in local and territorial planning documents.

Box 9: IWRM action planning for SDG 6: Prioritisation and formulation

GWP, in partnership with UN Environment-DHI and UNDP Cap-Net, are in the process of implementing an SDG 6 pilot initiative to assist countries in formulating appropriate responses to water resources management challenges. Developed in the context of the baseline for SDG indicator 6.5.1 and the national water resources management priority issues more broadly, the initiative is supporting four pilot countries to develop IWRM action plans with the aim of clearly defining a set of priority interventions to address the governance challenges and barriers identified as restricting the achievement of more sustainable water management.

Following a participatory approach, the methodology and package of supporting materials prescribes the organisation of multi-stakeholder workshops to provide input and gain broad support and ownership of a government adopted prioritised set of IWRM actions. Rather than viewing IWRM as a goal in itself, the process is designed to identify the water governance shortfalls and barriers that need to be addressed so as to make progress on the other SDG 6 targets and water related SDGs more generally.

The four pilot countries along with the mandated institution responsible are as follows:

- Ghana (The Water Resources Commission (WRC))
- Viet Nam (Institute for Water and Environment (IWE))
- Guatemala (The Ministry of Environment)
- Kazakhstan (The Committee on Water Resources of the Ministry of Agriculture)

The process is managed by the GWP Country Water Partnership platforms operational in each of the pilot countries and will be scaled up to a further eight countries in 2019.

1.3.2 Addressing the transboundary water management theme

Whereas the projects and initiatives planned and implemented under the SDG6-SP are the most visible engagement with the SDG agenda, it is evidently the case that all of GWP's work, inclusive of its portfolio under the Water and Climate Programme described in the next section, contributes to the achievement of the SDGs. This includes the transboundary water management portfolio described in this section which plays an important role in the implementation of IWRM due to the strong relationship between basin governance and the sustainable use of cross-border resources. Accordingly, transboundary water management is reflected in SDG target 6.5 on IWRM through both the indicator on IWRM implementation (6.5.1) and an indicator dedicated specifically to the topic (6.5.2).

GWP's Transboundary Water portfolio aims to improve cooperation over transboundary waters globally, contributing to water security and peace. Key components of the programme are: 1) Regional dialogues on transboundary waters; 2) Cooperation for the management of transboundary water bodies; 3) The transboundary aspects of SDG target 6.5 on IWRM; and 4) Transboundary water governance training and South-South learning. Progress achieved in 2018 across each of these four components is described below.

Regional dialogues on transboundary waters

Regional dialogues constitute a series of events focusing on policy and technical instruments to address transboundary water management. By focusing on solutions, these dialogues can assist in identifying entry points for cooperation. As such, they are suitable for regions where basin and aquifer-specific interventions have not matured, or where it is sensitive to start working directly with specific transboundary bodies. Experience has shown that regional dialogues, notably the approach successfully adopted by GWP Mediterranean, can lead to gradual steps towards cooperation at the level of specific basins. Examples of GWP's work on this component in 2018 include:

- **China:** Facilitation of a cross-basin dialogue attended by representatives of Beijing and Tianjin municipalities, the Haihe and Yellow River basin administrations, and other governmental and non-governmental stakeholders, to exchange experiences, challenges and lessons-learned in relation to the implementation of the South-North Water Division Project.
- **West Africa:** GWP is supporting the Economic Community of Western African States (ECOWAS) to mobilise resources for a dialogue on concerted and coordinated management of transboundary groundwater resources in West Africa.
- **Central America:** Initiation of a regional dialogue on transboundary water management in collaboration with the Central America Commission for Environment and Development (CCAD), including a report on the status of transboundary watersheds in the region as preparation for the facilitation of a signed declaration on cross-border collaboration between the countries of Central America.
- **South Asia:** GWP is in discussions with the Transboundary Rivers of South Asia (TROSA) programme to conduct a joint study and dialogue to identify opportunities for improved regional water cooperation through regional economic cooperation initiatives.
- **Southern Africa:** Support to the Southern Africa Development Community (SADC) and regional River Basin Organisations (RBOs) to organise a dialogue on securing strategic investments to realise the benefits of transboundary water cooperation and the role of RBOs in basin-wide planning.

Cooperation for the management of transboundary water bodies

This component facilitates cooperation at the level of specific transboundary water bodies, supporting improved management and governance. Interventions vary depending on the status of cooperation among riparian countries and stakeholders. Examples of GWP's work on this component in 2018 include:

- **Buzi, Pungwe and Save basins:** Implementation of a GIZ funded initiative led by the Governments of Mozambique and Zimbabwe within the framework of the SADC-GIZ Transboundary Water Management Programme to advance and implement water sharing agreements for the cross-border Buzi, Pungwe and Save (BUPUSA) river basins along with the initiation of a tri-basin Institution to oversee and coordinate the process.
- **Volta basin:** Country level contribution to the validation process of the Volta Basin Water Charter, which is being developed by the Volta Basin Authority to facilitate the

integrated management of water resources in the six riparian countries of the Volta Basin, through input provided by the GWP CWP in Burkina Faso and Côte d'Ivoire.

- **Lake Ohrid (Drin basin):** Ongoing support leading to the re-establishment of the Lake Ohrid Bilateral Committee to strengthen cooperation between Macedonia and Albania with the aim of protecting and ensuring the sustainable development of the Lake Ohrid watershed, and laying the foundations for the development of a Lake Ohrid Watershed Management Plan (see Box 10)
- **Lancang-Mekong:** Establishment of a close relationship with the Lancang-Mekong Water Resources Cooperation Centre with an agreement reached for GWP to set up a multi-stakeholder platform with an initial focus on cross-border flood management data exchange.

SDG 6.5 targets on transboundary waters

SDG 6.5 is particularly relevant for transboundary water governance, as indicator 6.5.1 focuses on the degree of IWRM implementation at all levels, including the transboundary level. More importantly, SDG indicator 6.5.2 focuses on the proportion of transboundary basin area with an operational arrangement for water cooperation. Countries completed their initial baseline reporting on SDG targets in July 2018. Examples of GWP's work on this component in 2018 include:

- **Latin America:** Collaboration with the National Water Agency of Brazil in the organisation of a regional workshop on progress in advancing cross-border cooperation on river basin management in Latin America and the Caribbean with the specific aim of evaluating the recently published baseline for the SDG indicator 6.5.2 on transboundary water cooperation.
- **Latin America:** Co-organisation of a SDG 6.5.2 workshop focused on transboundary aquifers with UNESCO, UNECE and the Regional Center for Groundwater Management in Latin America and Caribbean, to improve the monitoring process of indicator 6.5.2, clarify the calculation methodology and establish collaboration mechanisms to improve the monitoring of aquifer-related information and transboundary aquifer cooperation.
- **Ukraine:** Organisation of a combined national workshop to complete the baseline reporting requirements for SDG indicators 6.5.1 and 6.5.2, with the latter being completed through a multi-stakeholder assessment of transboundary cooperation led by GWP Ukraine.

Transboundary water governance training and South-South learning

GWP has a well-established capacity building programme in Africa, Latin America and Asia developed in collaboration with a wide range of global, regional and national level partners and targeted at practitioners and legislators involved in transboundary water management. The programme focuses on key subjects of international water governance, including international water law, and makes use of a combination of online and face-to-face trainings. Examples of GWP's work on this component in 2018 include:

- **Central Africa:** Collaboration with the UNESCO Regional Multisectoral Office for Central Africa and the Economic Community of Central African States (ECCAS) in the organisation of a capacity-building workshop on IWRM and climate resilience in the context of transboundary basins with a focus on the Ogoué-Ntem-Nyanga-Komo watershed and the potential of establishing a transboundary basin organisation to manage it.
- **Mekong basin:** GWP Technical Committee-led training organised by the GWP Southeast Asia RWP in collaboration with the U.S. Army Corps of Engineers aimed at staff of the Mekong River Commission (MRC) and other relevant stakeholders in the region to promote and build capacity on the use of collaborative modelling as a tool to facilitate multi-stakeholder engagement processes.
- **Global:** Training workshops (and an online course) on water governance, international water law, and multi-stakeholder processes targeted at governmental institutions with management responsibilities over transboundary waters were organised in Eastern Africa, Latin America and Asia. Participation in key processes to be noted (i.a. UNECE MoPs in Astana, October 2018; GEF international waters conference in Marrakech, November 2018).

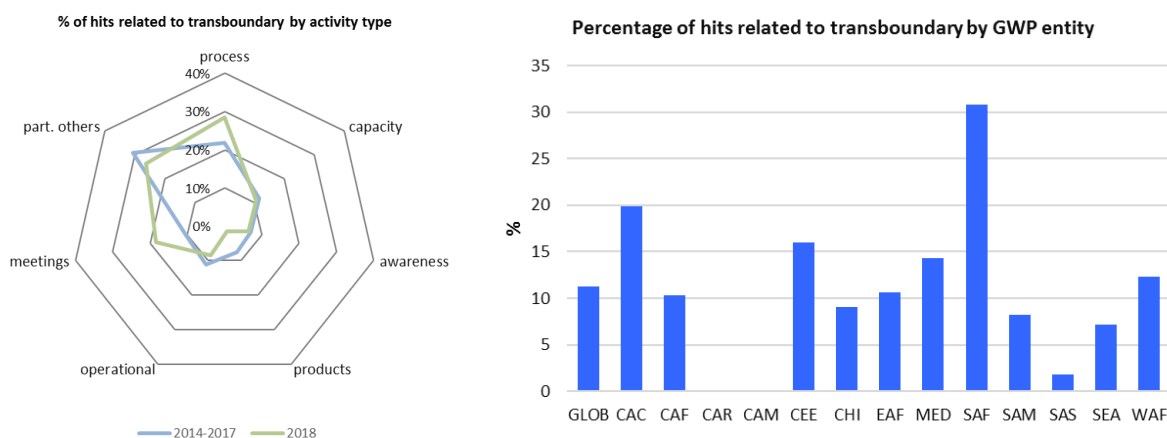
Box 10: Transboundary collaboration in the Lake Ohrid watershed

Lake Ohrid is situated on the border between Albania and the FYR of Macedonia within the larger Drin basin. An international agreement ratified by the two governments in 2005 led to the establishment of the Lake Ohrid Bilateral Committee with the purpose of strengthening cross-border cooperation to protect the watershed and manage its development holistically. However, the Committee had been inactive for many years removing a key mechanism for transboundary dialogue and coordinated action.

GWP facilitated a meeting between representatives of the two countries with the aim of re-establishing the Committee as a key step towards the development of a Lake Ohrid Watershed Management Plan (LOWMP). Building on earlier dialogues and engagement under the Drin Coordinated Action process for the implementation of the Drin MoU, the meeting enabled an agreement to be reached between the Mayors of the lakeside municipalities of Pogradec (Albania) and Ohrid (FYR Macedonia) to re-initiate the operation of the Committee. There was also agreement on the need to exchange existing documents and support data collection by the two municipalities and public enterprises under municipal jurisdiction.

Being implemented as a demonstration project under the GWP coordinated UNDP-GEF Drin basin project, the LOWMP will support coordination between the two countries and identify management measures required to meet EU Water Framework Directive standards. It will also address regional environmental and development related needs. The LOWMP, which is expected to be ready by mid-2019, is being developed in a highly participatory way with governmental buy-in from both riparian countries.

A basic graphical overview of the transboundary-related activities reported by each GWP entity during 2018 is presented below.



*See Figure 7 below for a description of the activity types

The graphics above give a high-level summary of the type of activities implemented (radar chart) as well as an indicative overview of the extent to which regions are prioritising the transboundary agenda in the context of their overall work plan (bar chart). *It should be noted that the graphs come with some caveats, particularly in relation to discrepancies in the extensiveness of RWP monthly reporting information from which the bulk of the data has been sourced. They do, however, give a general impression of how work on a particular theme is evolving and in which regions it is being prioritised (the % of hits in a region relates to the relative importance of the given theme within the overall reporting from this region).*

1.3.3 Addressing other thematic areas

As described in the context of transboundary water management in Section 1.3.2 above, the all-encompassing nature of the SDGs enables GWP to predominantly structure the use of its resources according to the SDG and climate programmes while ensuring that the natural diversity of agendas across the network are still accommodated. This includes work on the remaining GWP strategic themes of *urbanisation* and the *nexus of water, food, energy and ecosystems* described in this section, as well as the cross-cutting areas of *gender* and *youth* (Section 1.5).

Urbanisation

Covering a broad spectrum of sectoral, demographical, geographical and political boundaries – the notion of urban water management being loosely interpreted as sub-national water resources management including WASH – GWP’s approach to its urban theme has increasingly moved to the provision of direct regional and country-based support to tangible activities and projects at the local level. Whereas a global level mobilisation of strategic actors under the framework of the UN-Habitats Urban Agenda (through the creation of an Urban Water Hub) has not gained the traction originally envisaged, the establishment of a broader

programme to provide structure and coherence to individual local level initiatives is currently under development at the continental level for Africa through the GWP Africa Investment Programme (AIP) (see Box 1).

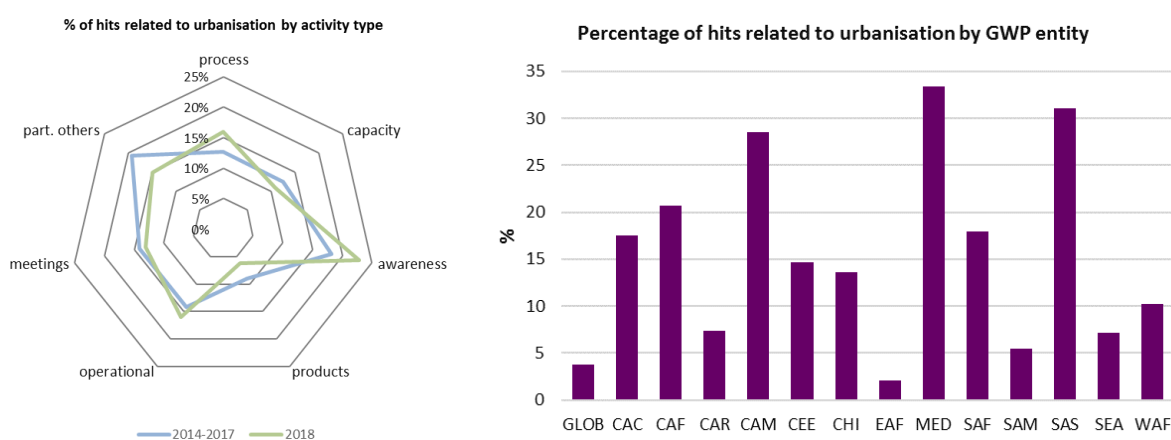
The urban aspects of the AIP are a good illustration of the ambition for the organisation as a whole to extend the scope of its operations from planning to laying the groundwork and building the necessary capacity for upstream finance mobilisation, investment planning and project implementation. This approach is particularly noticeable through work with the African Development Bank on projects related to Integrated Urban Water Management (IUWM) in Chimoio and Inhambane (Mozambique), the development of the Seychelles Integrated and Comprehensive Sanitation Master Plan, the development of a master plan for IUWM in Kinshasa (DRC), and the development of the Marondera Integrated Water and Wastewater Master Plan (Zimbabwe).

Building on a wealth of knowledge and support material, including a range of GWP produced knowledge products and training materials, GWP, through the AIP and other local level initiatives outside of Africa, is now applying such materials together with overall support, to local governments, water utilities, community-based organisations, etc. Examples from 2018 include:

- **Benin:** Launch of the VIA WATER funded project *'Setting up of an alert system for SONEB's water cuts and education to drinking water hygiene using NICTs (SAC-TIC)'*, in collaboration with the Pan-African Intergovernmental Agency for Water (WSA), the National Water Company (SONEB) and the private operator, SOLUTIS, with the aim of improving the quality of drinking water for the population of Cotonou by reducing the risks associated with water consumed as a result of cuts and breakdowns in the SONEB network through a mobile phone based system of alerts and advice.
- **India:** Implementation of an IUWM programme in Ajmer City, Rajasthan, in collaboration with the Ajmer Municipal Corporation and ICLEI – Local Governments for Sustainability with the aim of developing an IUWM Vision and Action Plan for the city, including stakeholder engagement, institutional mapping and assessment of current levels of integration, prioritisation of options, pilot scale implementation of potential solutions and capacity building activities aimed at municipal sanitary workers.
- **Zimbabwe:** Collaboration with UNDP Cap-Net, the International Water Management Institute (IWMI), Waterpreneurs, the University of Gold Coast Florida and the University of Ljubljana, to organise a training for staff of the Government of Zimbabwe and the Municipality of Marondera on IUWM in the context of the development of the Marondera Integrated Water and Wastewater Master Plan, including detailed prioritised investment options scheduled to be financed by the African Water Facility of the African Development Bank.
- **Armenia:** Initiation of a capacity building programme under the USAID funded PURE-Water project targeted at local government representatives and community based organisations from six villages in the Ararat province on, inter alia, the development of project proposals to access grant funding with a focus on water and energy saving technologies.

- **Nepal:** Assessment of impact of urbanization on water availability in relation to climate change in the context of the inability of small town water supply and sanitation schemes to meet the growing water supply needs of newly emerging urban territories
- **Greece:** Demonstration of the potential of green-blue infrastructure to increase urban sustainability in-line with the City of Thessaloniki’s Resilience Strategy 2030 through the construction of a green wall coupled with a rainwater harvesting system on the City’s Urban Environment Management Building as part of an MoU signed between GWP and the Municipality of Thessaloniki to jointly implement projects and actions that promote non-conventional solutions for integrated water management.

A basic graphical overview of the urbanisation-related activities reported by each GWP entity during 2018 is presented below.



*See Figure 7 below for a description of the activity types

The graphics above give a high-level summary of the type of activities implemented (radar chart) as well as an indicative overview of the extent to which regions are prioritising the urban agenda in the context of their overall work plan (bar chart). *It should be noted that the graphs come with some caveats, particularly in relation to discrepancies in the extensiveness of RWP monthly reporting information from which the bulk of the data has been sourced. They do, however, give a general impression of how work on a particular theme is evolving and in which regions it is being prioritised.*

Water, food, energy and ecosystems, a nexus perspective

The nexus perspective is recognized as an important lens within GWP programme. It interfaces naturally with IWRM efforts. GWP is supporting the GIZ managed Nexus Regional Dialogue Programme⁸ as the implementing agency under the Southern African Development Community (SADC) for the regional dialogue in Southern Africa, and is exploring the options

⁸ The Nexus Regional Dialogue Programme supports regional stakeholders in developing concrete policy recommendations and action plans for future investments. The first phase of the Nexus Regional Dialogue Programme is taking place in five regions around the world and will run from January 2016 until the end of 2018. The programme is coordinated by GIZ and funded by European Union and the Federal Ministry of Economic Cooperation and Development of Germany.

of contributing to two additional dialogues in the Niger river basin and in South America. GWP's work on the programme in Southern Africa has been well received with a recent European Union (EU) evaluation of the entire programme noting that:

“Progress has been strongest in Southern Africa, where the strength of SADC regional cooperation structures, the effective working relationship with the Global Water Partnership (GWP) and an intense Inception and ‘forming’ phase have laid the foundations for good progress. A solid multi-sector stakeholder analysis (Stakeholder Interest and Influence Matrix) was also carried out by the NEXUS team, which has meant that Southern Africa appears in some respects to have been operating at a somewhat more strategic level than some of the other Nexus Dialogues.”⁹

Elsewhere across the network, in the Mediterranean GWP is responsible for the IWRM and nexus related objectives of the Regional Cooperation Council for Southeast Europe coordinated Southeast Europe 2020 Strategy and is implementing an Austrian Development Agency (ADA) funded project on ‘promoting the sustainable management of natural resources in South-eastern Europe through the use of a nexus approach’ under which nexus dialogues and assessments are being carried out at the national and transboundary levels. GWP MED also facilitates the technical task force of the Union for Mediterranean on the Nexus.

Nexus dialogues and assessments are also the mechanisms being employed in another nexus project currently under implementation by GWP in North Africa. Funded by the Swedish International Development Cooperation Agency (SIDA), the project ‘Enhancement of cooperation in the North-West Sahara Aquifer System (NWSAS) using a nexus approach’ is developing nexus assessments as the basis for developing a shared vision for the management of the NWSAS and identifying the necessary institutional arrangements to ensure efficient and effective cooperation among the countries that share the aquifer (Tunisia, Algeria and Libya).

The nexus portfolio is continuing to grow with a number of other projects currently under development in the Mediterranean, Eastern Africa and West Africa regions

Finally, at the global level GWP has continued to be active, particularly with the water and food aspects of the nexus, through its engagement in the Global Framework for Water Scarcity in Agriculture (WASAG) where it is leader of the Working Group on Water and Migration and on drought preparedness.

Examples of nexus activities and results implemented in 2018 under the above-mentioned projects as well as a variety of other workstreams from across the network include:

- **Zambia:** Facilitation of a national workshop on integrating agriculture in National Adaptation Plans (NAP-Ag) organised in collaboration with FAO and UNFCCC with the aim of drafting a roadmap for the NAP-ag in a participatory matter, involving all

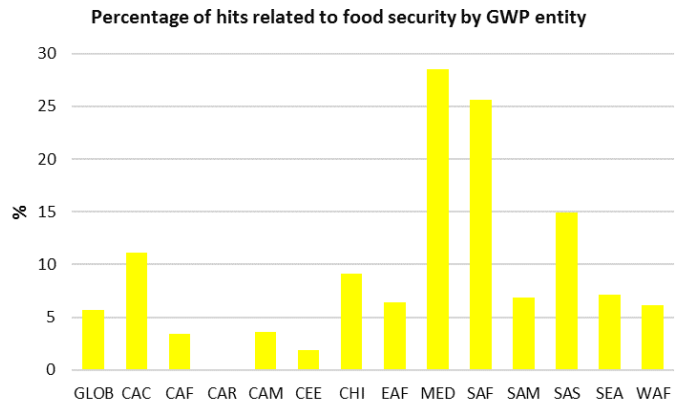
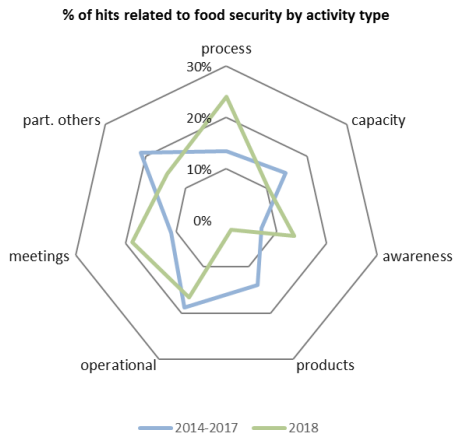
⁹ Mid-term Evaluation of the “Nexus Dialogues Phase I” project and Feasibility Study of the design, pilot implementation and readiness of Nexus pilot projects for EU Blending Financial Instruments under a Phase II - EuropeAid/2016/379266 /C/SER/multi Mid-Term Evaluation Report, September 2018

relevant stakeholders from the line ministries but also other sectors and institutions, and how this sectoral planning document fits in to the larger Zambia NAP process (see also Section 1.4)

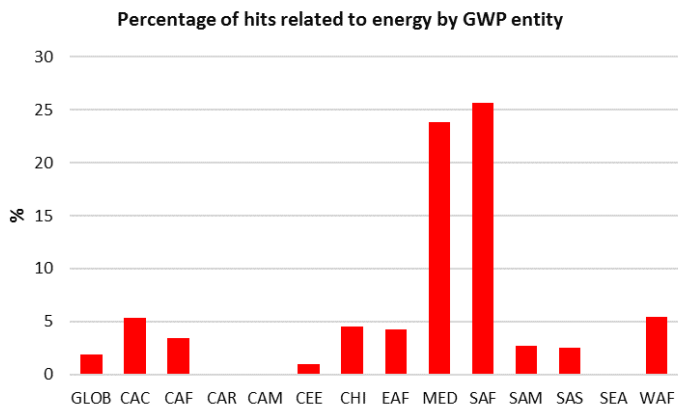
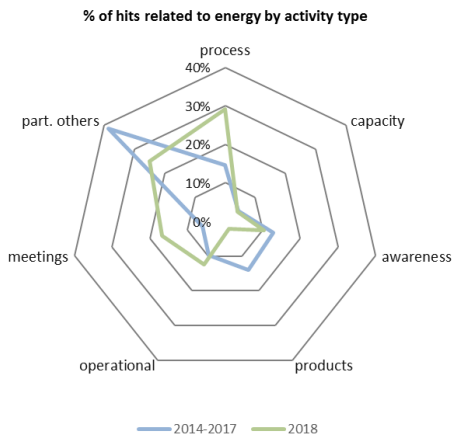
- **Nigeria:** Organisation of a stakeholder consultation meeting aimed at improving relationships between the herdsman and farming communities in the context of the national agricultural promotion policy, in collaboration with the Water-Food-Energy-Ecosystem (WEFE) Nexus working group of the Federal Ministry of Agriculture and Rural Development and the Nigeria IWRM Commission of the Federal Ministry of Water Resources
- **Sri Lanka:** Organisation of a series of training activities on climate change adaptation targeted at senior officials from the Department of Export Agriculture with the aim of building capacity on the effects of climate variations on export agricultural crops and the available field level technical options and best practice solutions to mitigate the impact.
- **China:** Support to the implementation of the 'River Chief' policy which was successfully rolled-out nationwide through the appointment of more than a million 'river chiefs', government officials at various levels, tasked with resource protection, pollution prevention and control, and ecological restoration in the bodies of water under their supervision.
- **Mediterranean:** Facilitation of dialogue processes in the MENA Region through the '*Making Water Cooperation Happen in the Mediterranean (Water Matchmaker)*' project and in the context of the work of the Union for Mediterranean (UfM) Water Agenda's Nexus Task Force, with the aim of incorporating WEFE Nexus considerations in national and transboundary water resources management planning, including the link between the Nexus approach and vulnerable groups (women, youth, poor), and to enhance related capacities of MENA institutions and stakeholders.
- **Southern Africa:** Development of a Nexus Project identification tool template under the Southern Africa Nexus Regional Dialogue Programme through which 11 potential nexus projects have been proposed and reviewed for investment-readiness.

A basic graphical overview of the nexus-related activities reported by each GWP entity during 2018 is presented below.

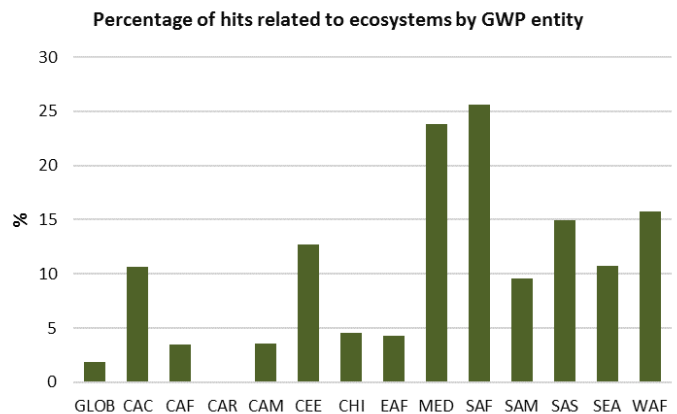
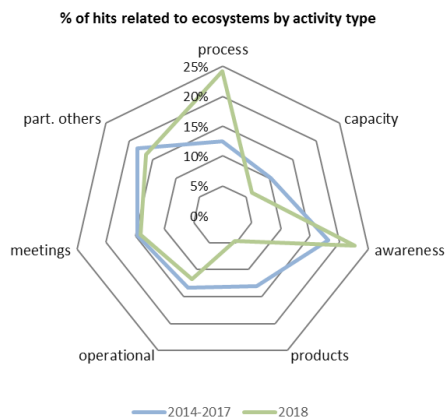
GWP Annual Progress Review for 2018



*See Figure 7 below for a description of the activity types



*See Figure 7 below for a description of the activity types



*See Figure 7 below for a description of the activity types

The graphics above give a high-level summary of the type of activities implemented (radar chart) as well as an indicative overview of the extent to which regions are prioritising these agendas in the context of their overall work plan (bar chart). *It should be noted that the graphs come with some caveats, particularly in relation to discrepancies in the extensiveness*

of RWP monthly reporting information from which the bulk of the data has been sourced. They do, however, give a general impression of how work on a particular theme is evolving and in which regions it is being prioritised.

1.4 The GWP Water and Climate Programme

The Paris Agreement, Sendai Framework for Disaster Risk Reduction and overarching 2030 Agenda for Sustainable Development offer new opportunities for advancing water security and addressing climate change. GWP's Water and Climate Programme (WCP) contributes to advancing progress towards these global agendas by implementing projects that support mandated institutions to develop National Adaptation Plans (NAPs), implement the adaptation components of Nationally Determined Contributions (NDCs), and access climate finance.

During the current strategy period, the WCP has increasingly focused on mobilising partnerships to accelerate investment preparation and access climate finance as a means of funding and implementing – rather than simply planning for – the commitments that countries have made under the Paris and Sendai frameworks. The results achieved reflect this emphasis. Almost 30 million euros has been mobilised directly on behalf of government institutions and river basin organisations from climate finance facilities, and support has been provided to the development of investment plans worth more than a billion euros. It is also evident through the reputation that GWP is gaining as a key partner to create the necessary bridge between the established financing facilities and the mandated actors towards whom they are targeted. A good example of this is the GWP-NEPAD PIDA-Water Support Programme described in Box 11.

This work is primarily being implemented through a suite of projects under the Water, Climate and Development Programme (WACDEP), the Integrated Drought Management Programme (IDMP), the Associated Flood Management Programme (APFM) and the WASH Climate Resilience programme. It relies closely on a combination of implementing partners, such as the World Meteorological Organization (WMO) for the IDMP and APFM, and key allies including national governments, international and continental bodies, development banks and climate finance institutions. Progress has been most significant in Africa, where much of the work is being consolidated and advanced through the strategic lens of the Africa Water and Investment Programme (see Box 1) but is also evolving along a similar trajectory in GWP's non-African regions.

Access to climate finance

2018 has further emphasised the clear role that GWP can play as a facilitator and provider of technical assistance for upstream project development that meets the requirements and investment criteria of existing financing mechanisms. This work is addressing the lack of capacity among in-country entities to prepare robust project proposals, structure project finance, and coordinate cross-sectoral input. It is intended to help ensure that the national adaptation planning processes and priority lists of actions emerging under the global climate frameworks result in tangible action on the ground.

A key entry point for this work has been GWP's engagement with the Green Climate Fund (GCF), most notably through the organisation of technical workshops on accessing GCF funding in Africa and Asia and the subsequent establishment of project preparation partnerships.

In Africa, the workshop *Project Preparation for Transformative Climate Resilient GCF Water Projects in Africa* was organised by GWP in collaboration with GCF and in partnership with key pan-African and regional funding institutions¹⁰. Responding to African country needs and expressed demand for support to strengthen the capacity of National Designated Authorities (NDAs), Direct Access Entities (DAEs), and Water Ministries to prepare GCF funded climate resilient water security projects, the workshop presented the GCF investment criteria, and its operational modalities and procedures for delivering climate finance through different windows. There was also a technical aspect focusing on available financing instruments as well as a strong knowledge exchange component drawing from the experience of NDAs and DEAs that have successfully secured GCF funding.

GWP replicated the workshop for an Asian audience in collaboration with the Asia Pacific Adaptation Network (APAN), the Asia Pacific Water Forum, and the Japan International Cooperation Agency (JICA), with technical inputs from the GCF and WMO. The workshop was hosted by the Asian Development Bank (ADB).

In total the workshops were attended by 180 participants representing 36 countries. A strong desire emerged in both Africa and Asia to continue collaborating across countries to share experiences and support one another as they advanced project ideas to the GCF. Accordingly, *Partnerships for Climate Resilient Water Project Development* were launched in both Africa and Asia. These partnerships aim to provide a structured resource for countries to continue accessing strategic and technical support via a facilitated, flexible mechanism that enables peer to peer exchanges and collaboration with technical partners. In addition, the partnerships will work with active and relevant existing financing partners for project preparation to appropriately structure financing for climate resilient GCF water projects across Africa and Asia.

Using its knowledge and experience of GCF financing requirements, GWP has also been active translating this know-how into support to countries in the development of specific GCF project proposals. Examples include:

- **Zambia:** Support to the Ministry of National Development Planning (the Zambia NDA), in the preparation and submission of a GCF Readiness and Preparatory Support Proposal with a value of almost USD 3 million to develop an overarching national, cross-sectoral National Adaptation Plan (NAP) as well as a Water Sector NAP for Zambia.
- **Uganda:** Collaboration with the Ministry of Water and Environment and Ministry of Finance, Economic Planning and Development to prepare a concept with a total

¹⁰ Including the African Water Facility (AWF), the African Development Bank (AfDB), the Africa Climate Change Fund (ACCF), the Climate Resilience Infrastructure Development Institute (CRIDF), and the Development Bank of Southern Africa (DBSA).

budget of over USD 600,000 on enhancing institutional capacity to access funds for climate adaptation planning to submit under the readiness and preparedness fund of the GCF.

- **Mauritania:** Support to the Ministry of Hydraulics and Sanitation to develop a GCF Concept Note for a water adaptation project targeting the regions of Adrar, Tagant, Hodh Gharbi and Hodh Chargui in Eastern Mauritania.

As mentioned above, the basis for much of GWP's work on supporting countries to access climate financing mechanisms lies within the global frameworks outlined through the Paris Agreement, specifically the development of NAPs and the commitments made by countries within their NDCs. To date GWP is supporting NAP/NDC processes in several countries and continues to work with UNFCCC at the global level through the provision of support to the development of the water aspects of the global NAP guidelines and support programme.

Floods and drought

In tandem with the Paris Agreement, the Sendai Framework for Disaster Risk Reduction (DRR) is guiding GWP's work on droughts and floods. GWP provides a link between the DRR and climate communities with the technical expertise of the jointly with WMO managed programmes on flood (APFM) and drought (IDMP) drawing on the expertise of over 60 partner organization. This support is delivered through the programmes' help desks set up to support the management water-related extreme events, be it from an adaptation of disaster risk reduction perspective. In total over 100 requests were being fulfilled by the help desks over the last year.

At the global level, GWP has been requested to play a larger role in incorporating the topic of water management into the DRR debate. This role has included the co-organisation of a session on the topic of 'Water and DRR in Asia' during the Asian Ministerial Conference on DRR and subsequent support to the High-level Experts and Leaders Panel on Water and Disasters (HELP).

This support relates to the ground-truthing of the HELP *Draft Principles on Investment and Financing for Water-related Disaster Risk Reduction* through the organisation of a series of regional consultation workshops. These workshops were designed to gather stakeholder input on the proposed principles and initiate the development of a plan of implementation. To date, a consultation workshop for Eastern Europe has been organised in Romania in coordination with the ongoing GWP regional IDMP project and associated DriDanube project¹¹ of which GWP is a partner. This was followed by the organisation of a sub-regional consultation in Sri Lanka and with a Pan-African audience in Zambia. A further consultation is planned for South America (Uruguay, 2019).

A commitment has also been made to support the Drought Initiative (DI) of the UN Convention to Combat Desertification (UNCCD). GWP will provide global guidance developed

¹¹ DriDanube – Drought Risk in the Danube Region project within the framework of the Interreg Danube Transnational Programme and co-funded by the European Union (ERDF, IPA), <http://www.interreg-danube.eu/approved-projects/dridanube>

in the IDMP, particularly through the three pillars of an integrated drought management approach developed under the IDMP which is guiding the DI. The UNCCD is also using the IDMP step wise process (with minor alterations) to guide the 44 countries participating in the DI. GWP will directly work with eight of these countries through the IDMP projects in West Africa, Eastern Africa and Central and Eastern Europe to develop and implement national drought plans.

At the regional level, the process of applying for funding from the Adaptation Fund for the project *'Integrating Flood and Drought Management and Early Warning for Climate Change Adaptation in the Volta Basin'* was successfully concluded with the approval of a grant of USD 7.9 million. Developed together with the Volta Basin Authority (VBA) and WMO, the project builds on the work of the IDMP and APFM in West Africa as well as GWP's longstanding support to the VBA and close partnership with WMO. The project will commence in 2019 with the overall objective to assist the six basin countries in the implementation of coordinated measures to *improve their existing management plans at regional, national and local level and to build on the lessons learned from the past and current projects related to disaster risk reduction and climate adaptation.*

The concept note for a parallel application to the Adaptation Fund for the project *'Strengthening drought resilience for small holder farmers and pastoralists in the IGAD region'* was also endorsed and is being developed into a fully-fledged proposal together with the Sahara and Sahel Observatory. If successful, the almost USD 13 million project will be operational in Djibouti, Kenya, Uganda and Sudan.

Also targeted at flood and drought risk reduction, GWP successfully supported the development of a proposal worth €2.2 million to the EUROCLIMA+ funding mechanism of the European Commission. Developed in collaboration with the CCAD and the relevant national ministries from the project target countries, the project will increase capacity for floods and droughts disaster risk reduction and promotion of resilience in Central America.

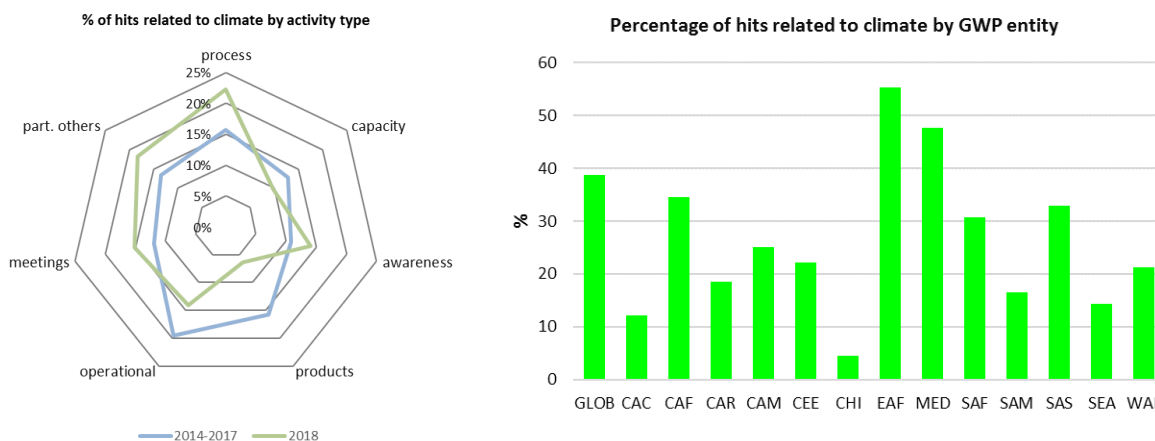
The above examples illustrate how GWP's approach of investing globally sourced seed funding to leverage exponentially from regional sources of financing can pay dividends.

Examples of other results from the network in 2018 targeted specifically at DRR include:

- **Hungary:** Creation of a new online and free of charge *Operational Drought and Water Scarcity Monitoring System* to assist communities and farmers in making timely interventions based on measured parameters and drought forecasting data.
- **Slovakia:** Formal approval by the Slovak government of the National Action Plan to Combat Drought and Water Scarcity developed through substantial GWP support delivered through the IDMP Central and Eastern Europe project, including facilitation of a comprehensive consultation process.
- **Burkina Faso:** Identification of the IDMP West Africa national knowledge exchange and partnership platform as a key instrument to support the ongoing development of a national drought management plan for Burkina Faso as part of the country's commitment to the United Nations Convention to Combat Desertification.

- **West Africa:** Implementation of demonstration projects on drought resistant farming techniques in Niger, Mali and Burkina Faso, including the role that women organisations can play in sustaining small scale farming practices and how this translates into community-wide benefits.
- **Global:** Publication of a GWP Technical Committee Perspective Paper titled ‘*Climate insurance and water-related disaster risk management – Unlikely partners in promoting development?*’ that explores the potential of insurance, risk transfer and sharing mechanisms in increasing the resilience to extreme events and strengthening water-related DRR.

A basic graphical overview of the climate-related activities reported by each GWP entity during 2018 is presented below.



*See Figure 7 below for a description of the activity types

The graphics above give a high-level summary of the type of activities implemented (radar chart) as well as an indicative overview of the extent to which regions are prioritising the climate agenda in the context of their overall work plan (bar chart). *It should be noted that the graphs come with some caveats, particularly in relation to discrepancies in the extensiveness of RWP monthly reporting information from which the bulk of the data has been sourced. They do, however, give a general impression of how work on a particular theme is evolving and in which regions it is being prioritised.*

Box 11: GWP-NEPAD PIDA-Water Support Programme

In 2012, African Heads of states adopted the Programme for Infrastructure Development in Africa (PIDA); a programme of the African Union (AU) implemented by the planning and coordination Agency of the New Partnership for Africa's Development (NEPAD). The PIDA Priority Action Plan (PIDA PAP) comprises 51 cross-border programmes covering the four sectors of transport, energy, transboundary water resources management and ICT.

In November 2017, the NEPAD Agency and the African Ministers Council on Water (AMCOW) commissioned a review of the implementation of transboundary water projects under PIDA. According to the review water projects showed little progress compared to projects in other PIDA focus areas. To address this lack of progress, the NEPAD Agency has requested support from GWP to set up 'PIDA Water' as part of the second Phase of PIDA from 2019-2024.

PIDA Water, which comprises a portfolio of transboundary water and hydropower projects, is expected to accelerate the preparation and financing of transboundary water projects and foster a water-food-energy nexus approach in the development of hydropower Projects.

Formally launched at the Stockholm World Water Week 2018, GWP support to PIDA will be provided within the framework of the Africa Water Investment Programme (see Box 1 above).

1.5 Cross-cutting Areas – Gender and Youth

Since the launch of dedicated strategies for gender and youth engagement in 2014 and 2015 respectively, GWP has prioritised these two areas, including within the 2018 work plan. Although presented separately from the other programmatic sections of this report, it should be noted that the aspects of gender and youth are fully embedded into the overall GWP work programme in line with the cross-cutting nature of these issues in the context of water resources management.

1.5.1 Gender

In June 2017, GWP convened a High-Level Meeting on Gender Equality and Social Inclusion, bringing together global and regional experts and practitioners to formulate practical actions to close the gap between theory and practice in the gender-water-development nexus. A key outcome was the Action Piece – From Theory to Practice: Gender equality and inclusion in water resources management. The Action Piece contains practical guidelines to help organisations to adopt more inclusive practices and transition away from treating gender as an “add-on” to core water management business. It outlines four Action Areas:

1. Institutional leadership and commitment
2. Gender inclusion and analysis that drives change
3. Meaningful and inclusive participation in decision-making and partnerships
4. Equal access to and control of resources

In March 2018, the High Level Panel on Water (HLPW), in presenting the outcomes of its two-year tenure in an Agenda for Water Action¹², endorsed and committed to operationalize GWP's four Action Areas to drive gender equality and social inclusion in water resources management. In addition, the IUCN publication on Women as change-makers in the governance of shared waters¹³ features the four Action Areas in its chapter on innovative tools and approaches to support women's roles and leadership in transboundary water governance.

The focus of GWP's work in relation to gender in 2018 has been to support women's leadership and advance gender equality in and through IWRM approaches, by providing tailored support to targeted individuals, organisations, and mandated institutions to operationalise the four Action Areas on gender equality and social inclusion. In so doing, GWP aims to unlock barriers and bottlenecks to meaningful progress on gender equality in water resources management, ultimately expanding benefits for women, wider society, and the environment. Examples include:

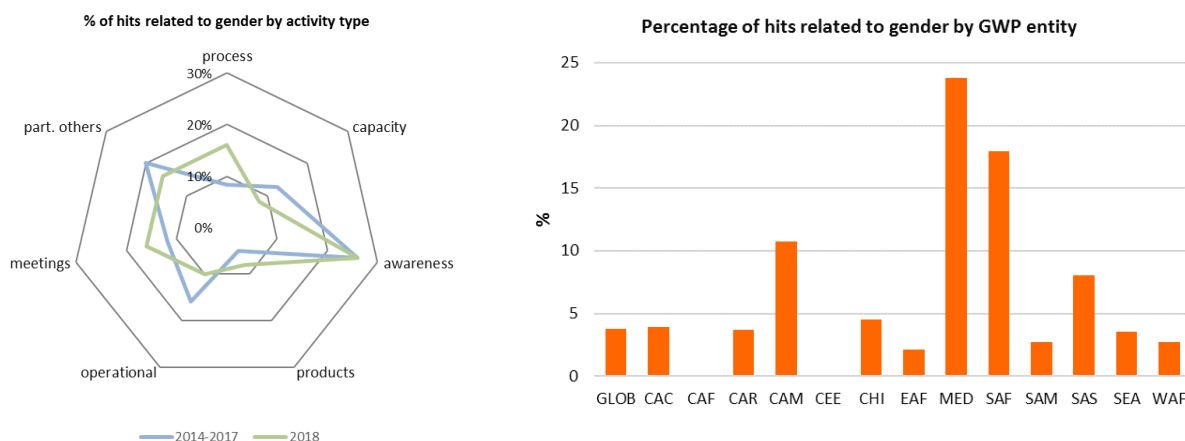
- **Benin:** Support to the establishment of a Network of Professional Women in the Water and Sanitation Sector (RBFPEA) to promote the involvement of professional women from the public, private and NGO sectors in the implementation of actions and projects and highlight their contribution to the development of the water sector at the national, regional and pan-African levels.
- **El Salvador:** Collaboration with the National Foundation for Development and the private company Mexichem on the project 'Promoting Rainwater Harvesting in El Salvador' through the development of capacity among women in the Los Nonualcos and Valle del Jiboa communities on the use, installation and maintenance of rainwater harvesting systems.
- **Southern Africa:** Collaboration with national Gender focal points and SADC Gender Directorate to provide overall support to river basin organisations in the SADC region in the mainstreaming of gender in key planning and investment processes, including the Strategic Plan of the Zambezi Watercourse Commission (ZAMCOM), the IWRM Plan of the Limpopo Watercourse Commission (LIMCOM) and the Capacity Building Strategy in the context of investment planning processes of the Orange-Senqu River Commission (ORASECOM).
- **Sri Lanka:** Facilitation of the development of a Menstrual Hygiene Management (MHM) Kandy District Action Plan in collaboration with the Provincial Department of Education and the Regional Department of Health Services in Kandy building on GWP's broader MHM programme that has been promoting good MHM practices and sustainable school sanitation in Sri Lanka's Central Province since 2014.
- **Brazil:** The Portuguese translation of the GWP Gender Strategy guided the Brazilian Water Agency (ANA) to launch a Committee for Gender.

¹² Making Every Drop Count: An Agenda for Water Action – High-Level Panel on Water Outcome Document (UN and World Bank Group, 2018)

¹³ Women as change-makers in the governance of shared waters (IUCN, 2018)

- **Global:** Publication of the GWP Technical Committee Background Paper on Coordinating land and water governance for food security and gender equality

A basic graphical overview of the gender-related activities reported by each GWP entity during 2018 is presented below.



*See Figure 7 below for a description of the activity types

The graphics above give a high-level summary of the type of activities implemented (radar chart) as well as an indicative overview of the extent to which regions are prioritising gender in the context of their overall work plan (bar chart). *It should be noted that the graphs come with some caveats, particularly in relation to discrepancies in the extensiveness of RWP monthly reporting information from which the bulk of the data has been sourced. They do, however, give a general impression of how work on a particular theme is evolving and in which regions it is being prioritised.*

1.5.2 Youth

Since the adoption of its youth engagement strategy in 2015, GWP has developed a vibrant portfolio of activities supporting youth engagement in water resources management from global to local levels. GWP is now amplifying its youth programme to build on lessons learned and multiply impacts through a diverse portfolio of activities and achievements in the areas of:

- Advocacy and support to youth participation in water management processes
- Support to youth-led projects and initiatives
- Awareness-raising and capacity-building
- Partnering with and strengthening youth water organisations
- Partnering with senior organisations and professionals on youth engagement
- Inclusion of youth representatives in GWP governing bodies

In the context of the above, since 2017 GWP has been working with partners to develop the Youth for Water and Climate global platform¹⁴. Initiated to provide youth the support they need to scale up their action on water and climate the beta version of the YWC digital platform was launched in March 2018 during the 8th World Water Forum in Brasilia. The YWC platform is now reaching an important stage where the approach and the different components of the platform are being pilot-tested and gradually built-up.

While being diverse in scope and ambition, the overall portfolio has the common objective to advance SDG 6 implementation by supporting and enhancing youth's contribution to water resources management, through youth empowerment and building institutional capacity for youth inclusion in decision making. Highlights of progress to this end in 2018 include:

- **Central Africa:** The Water and Climate Network of Youth Organizations of Central Africa (RECOJAC) was launched at the end of 2017 with the support of GWP. In 2018, GWP CAF, in collaboration with UNESCO, has continued supporting the uptake of the network, in particular by hosting its Coordinator in its regional office and supporting activities of the network; with the support of GWP, the Youth network successfully advocated with other youth organizations for the inclusion of a Declaration of the youth as an outcome of the Africa Water Week 2018.
- **Cameroon:** Facilitation of the inclusion of youth representatives in the task force developing the national water policy enabling the voice of youth to be incorporated into the policy document, leading to successful advocacy of the prioritisation of water resources monitoring and assessment and for the promotion of water resources development for agriculture as means to create job opportunities for youth in the water sector (started in 2017).
- **Kenya:** Organisation of a workshop addressing water and climate change challenges in Kenya targeted at university graduates working for government institutions and civil society organizations in areas related to water security and climate resilience through which a new water and youth network was created, and national youth focal point selected to ensure that the emerging youth programme is implemented.
- **Tunisia:** Mobilisation of youth networks through a series of national dialogues on water and climate change organised in collaboration with the Alternative Network for Youth (RAJ) and the National Observatory for Youth (ONJ), through which a Charter on Youth Engagement on Water and Climate in Tunisia was drafted as a call to policy makers and water actors at all levels to reinforce the involvement of youth in water and climate related decision-making processes and development actions.
- **Central & Eastern Europe:** Collaboration with Solidarity Water Europe and the Youth Water Community Central and Eastern Europe (YWCCEE) in the implementation of the European Union funded project '*Youth Voices → Policy Choices: Giving a boost to Eastern European youth*' through which young leaders will meet with experienced policymakers to craft actionable visions for water in advance of 24th Session of the Conference of the Parties to the United Nations Framework Convention on Climate Change (UNFCCC COP24). A summer school was organized at the Warsaw University

¹⁴ <https://youthwaterclimate.org/>

of Life Sciences in Warsaw, Poland (July 2018) to enhance skills of students currently enrolled in different water related MSc and PhD programs from universities throughout Europe. The curriculum aimed at presenting the most current global and regional water issues, possible ways to address them and innovative approaches. 46 students from 18 countries participated.

- **Armenia:** Mobilisation of several youth organisations to form the Armenia Country Water Partnership Youth Network with the aim of seeking opportunities for innovative cross-regional collaboration and partnerships in relation to youth and water as well as building capacity among young professionals on topics such as project development skills.
- **Central America:** Support to the Water Youth Networks of Honduras and El Salvador to organise national events with the aim of providing a space for exchange and reflections on IWRM, to motivate young people to be altruistic, self-taught and environmental leaders, and to contribute to capacity building in young people.

Box 12: #tonfuturtonclimat: Mobilising youth for climate resilience in West Africa

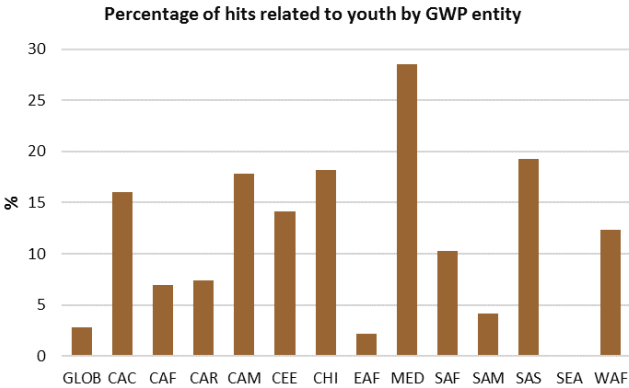
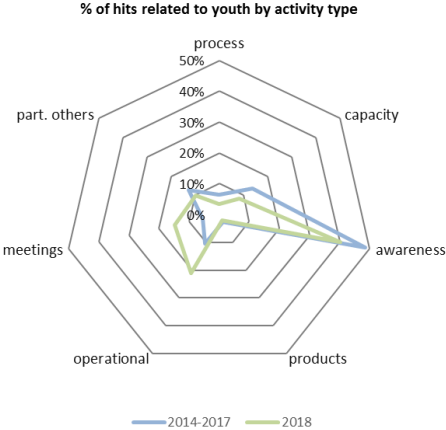
Since 2017 GWP together with the International Secretariat for Water (ISW) and the NGO Eau Vive Togo have been implementing the project '*#tonfuturtonclimat*' in West Africa. The project aims to strengthen the capacities of youth in Burkina Faso, Benin and Togo in the field of climate change through the development of three micro-initiatives related to agriculture and forestry. In each country, a youth-led field action is being carried out targeting the following issues:

- Solar powered drip irrigation system to optimise water use in agriculture (Burkina Faso)
- Agro-ecological gardening and the installation of ECOSAN toilets (Togo)
- Land restoration and tree plantation (Benin)

In addition, the project is organising a series of training courses for young participants, as well as activities to raise awareness among the public and local authorities on climate issues affecting their region.

A basic graphical overview of the youth-related activities reported by each GWP entity during 2018 is presented below.

GWP Annual Progress Review for 2018



*See Figure 7 below for a description of the activity types

The graphics above give a high-level summary of the type of activities implemented (radar chart) as well as an indicative overview of the extent to which regions are prioritising the youth agenda in the context of their overall work plan (bar chart). *It should be noted that the graphs come with some caveats, particularly in relation to discrepancies in the extensiveness of RWP monthly reporting information from which the bulk of the data has been sourced. They do, however, give a general impression of how work on a particular theme is evolving and in which regions it is being prioritised.*

2 GWP Results (consolidated)

Overall progress in implementing the GWP Strategy 2014-2019 in terms of the full GWP results chain is presented in this section. Detailed monitoring data and narrative progress reviews are provided in Section 3, for each of the 13 GWP Regional Water Partnerships and GWPO.

A summary of progress achieved, as measured using the GWP results framework data reported within the organisation as a whole, is as follows:

- 46 tangible **key water governance outcomes** have been recorded in 2018 (see Section 2.1)
- Out of the **565 progress markers**¹⁵ identified for the current Strategy period (the desired change in boundary actors over the six-year period), over 90% were to some extent addressed with 43% of these achieving ‘significant change’ (see Section 2.2)
- The set of **activities / outputs** recorded in 2018 has been profiled according to standard categorisation (incl. process facilitation, capacity development, awareness raising) (see Section 2.3)
- **Logframe indicator** targets were well advanced in all of the outcome indicators in 2018. For the measured output indicators, the target achievement rate was 15 out of 20. (see Section 2.4)

In this section monitoring data and information resulting from the various M&E processes prepared by the Network under GWP’s hybrid Outcome-Mapping / Traditional RBM M&E system is summarised. In addition, the overall progress made in implementing the 2014-2019 GWP Strategy following the results-framework summarised in Annex A is assessed. Progress is presented in the following five sections:

1. At the highest level of results monitoring and reporting, Section 2.1 summarises the main *changes and water governance outcomes* reported by all GWP entities in 2018.
2. Section 2.2 provides the assessment of Outcome Mapping *progress markers* – i.e. the *goal posts* on the way to achieving major IWRM outcomes.
3. Section 2.3 provides activity-level information on the type and thematic focus of activities undertaken by the GWP network in 2018.
4. Section 2.4 presents the Results-Based Management (RBM) logframe results for 2018.
5. Section 2.5 provides the 2018 expenditure report.

On the whole, the data presented in the above sub-sections suggests that there is a good basis to conclude that the GWP work can be *plausibly linked* to the delivery of results supporting the achievement of the GWP Strategy.

2.1 Monitored Key Water Governance Outcomes

GWP’s main outcomes lie in the **governance improvements** introduced by actors at all levels where GWP is active. These governance improvements, GWP Key Water Governance Outcomes, occur in “**change areas**” which cover the wide array of the water governance spectrum.

¹⁵ Note that during the development of the 2017-2019 three-year work programmes, additional progress markers were incorporated into the planning framework to reflect recent changes in development agendas and GWP priorities. These new progress markers have been added to the existing ones meaning that the total number of progress markers monitored during the strategy period has increased compared with that reported in the 2016 GWP Annual Progress Review.

A comprehensive classification of these “change areas” and related Integrated Water Resources Management (IWRM) tools has been developed by GWP, as reflected in the GWP ToolBox classification structure (ref. www.gwptoolbox.org) organised in three main clusters:

- A. The **enabling environment** (policies, legal frameworks)
- B. The **institutional arrangements**; and
- C. The **management instruments** for sharing data/information, assessing, planning, negotiating, cooperating, regulating and financing management and development.

As shown in Figure 4, the ToolBox classification structure is closely aligned with the framework formally adopted to monitor SDG 6.5.1 on IWRM. This means that for all intents and purposes each GWP outcome is categorised according to which SDG 6.5.1 sub-indicator it is moving the needle on. This is important as it allows GWP to connect its high-level results to an internationally adopted IWRM framework while maintaining the integrity of its own results classification structure.

GWP ToolBox categories		SDG 6.5.1 indicators	
A – Enabling Environment	A1 – Policies	1.1 Status of policies, laws and plans to support IWRM at the national level	1. Enabling environment
	A2 – Legal Frameworks	1.2 Status of policies, laws and plans to support IWRM at other levels	
	A3 – Investment and Financing Structures	4.1 Status of financing for water resources development and management at the national level	4. Financing
	4.2 Status of financing for water resources development and management at other levels		
B – Institutional Arrangements	B1 – Creating an Organisational Framework	2.1 Status of institutions for IWRM implementation at the national level	2. Institutions
	B2 – Water Supply and Sanitation Services	2.2 Status of institutions for IWRM implementation at other levels	
	B3 – Coordination and Facilitation		
	B4 – Capacity Building		
C – Management Instruments	C1 – Understanding Water Endowments	3.1 Status of management instruments to support IWRM implementation at the national level	3. Management instruments
	C2 – Assessment Instruments		
	C3 – Modelling and decision-making		
	C4 – Planning for IWRM		
	C5 – Communication	3.2 Status of management instruments to support IWRM implementation at other levels	
	C6 – Efficiency in Water Management		
	C7 – Economic Instruments		
	C8 – Promoting Social Change		

Figure 3: Match between the GWP ToolBox categories and SDG 6.5.1 indicators¹⁶

As shown in the broad scope covered by the GWP ToolBox and SDG 6.5.1 indicators, there is a great diversity of **change areas** and related key water governance outcomes. They can be related to one or several thematic areas depending on the *actual problems* targeted.

Table 3 below shows the number of tangible key water governance outcomes directly fostered by GWP intervention at the country, regional and global levels for:

- i) 2018 alone (see also Table 4);
- ii) The 2014-2019 Strategy period; and

¹⁶ Note the two key differences between the frameworks: 1) the SDG 6.5.1 framework includes financing as a separate category in addition to the enabling environment; 2) IWRM plans are categorised as a management instrument within the GWP ToolBox and as part of the enabling environment within SDG 6.5.1

iii) Cumulatively, over the life of the GWP Network since 1998.

Table 4 provides details of the different outcomes recorded in 2018. Some of these will be highlighted in *GWP in Action 2018*.¹⁷

Outcome level governance tools clustered by GWP ToolBox classification		2018	2014-2019 Strategy	Total since 1998
A	Enabling Environment ¹⁸	13	80	171
B	Institutional Roles and Required Capacity	15	56	156
C	Management Instruments ¹⁹	18	85	207
Total:		46	221	534

Table 2: GWP key water governance outcomes clustered according the IWRM ToolBox classification

Figure 4 below shows the Table 2 information for the current strategy period in the framework of SDG 6.5.1, illustrating the close match between the GWP ToolBox classification categories and those used to structure the 6.5.1 indicators. The same information is also presented in Figure 5 in the context of the priority areas identified from the global baseline data for indicator 6.5.1.

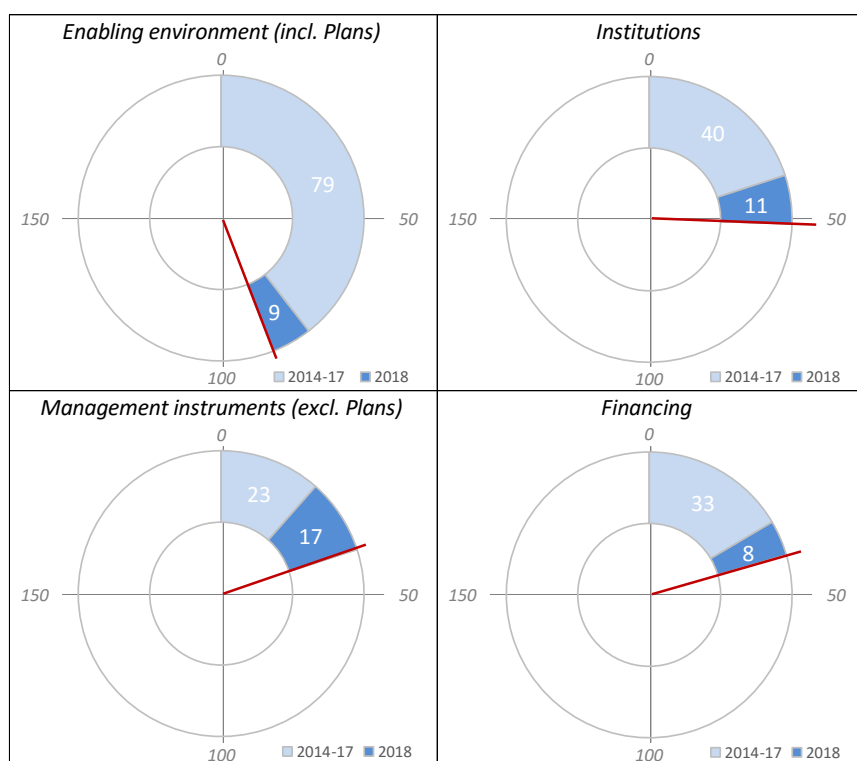


Figure 4: GWP water governance outcomes for the current strategy period in the context of the SDG 6.5.1 indicator categories (Note: The differences between the charts shown here and the numbers in Table 3 is due to the discrepancies in the two frameworks described in footnote 16)

¹⁷ Verification and further documentation of the background details for each of these outcomes is still ongoing.

¹⁸ Policies, legal frameworks and financing and incentives.

¹⁹ For sharing data/information, assessing, planning, negotiating, cooperating, regulating and financing mgt. and development.

GWP Annual Progress Review for 2018

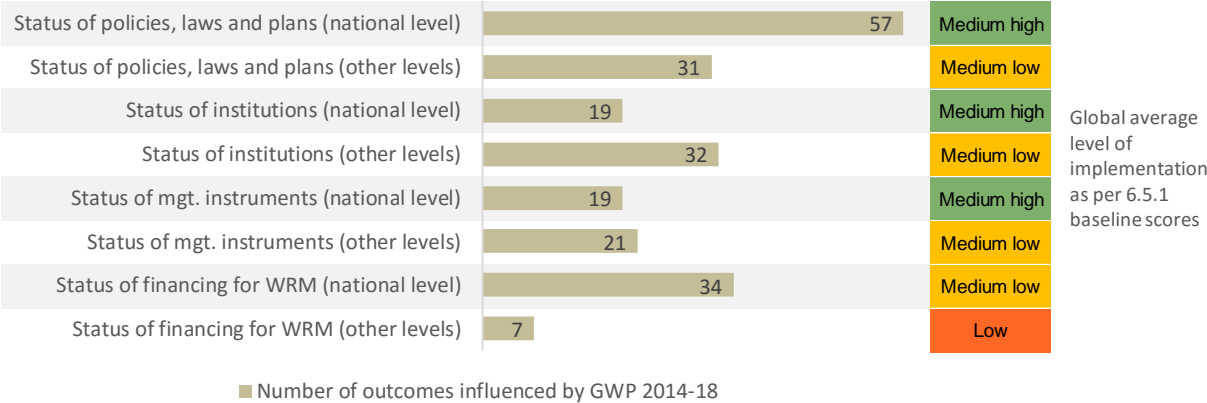


Figure 5: GWP water governance outcomes for the current strategy period in the context of the priority areas identified from the global baseline data for indicator 6.5.1.

It should be noted that, with the exception of a limited number of outcome categories that are included in the GWP logframe (see Section 2.4), numerical targets are not set for key water governance outcomes influenced by GWP.

GWP Annual Progress Review for 2018

Location / Region	Tangible Change/IWRM Outcome - GWP ToolBox Classification		
	A. Enabling Environment	B. Institutional Roles and Required Capacity	C. Management Instruments
Cauc. & C. Asia		<ul style="list-style-type: none"> Armenia: Country Water Partnership Youth Network (B3.03) Uzbekistan: Information Resources Center of the Ministry of Agriculture and Water Resources (B4.01) 	
Central Africa		<ul style="list-style-type: none"> Region: Water and Climate Network for young people in Central Africa (B3.03) 	
Central America	<ul style="list-style-type: none"> Region: Regional Water Agenda and Plan (A1.02) Region: Mobilised funding for CCAD for DRR in Central America (A3.01) 		<ul style="list-style-type: none"> Region: IWRM technical committee work plan approved by the Ministries Councils of the CCAD (C3.03)
Central & Eastern Europe			<ul style="list-style-type: none"> Hungary: Operational Drought and Water Scarcity Monitoring System (C2.02) Region: Drought Risk Map for the Danube (C2.02) Region: FramWat FroGIS tool for monitoring natural small water retention systems (C2.02)
China	<ul style="list-style-type: none"> China: Water tariff reform through the introduction of a water tax in Hebei province (A3.03) China: Water rate reform in Shanxi Province (A3.03) 		<ul style="list-style-type: none"> China: Yellow River Water Allocation Plan in 2018 (C5.03) China: Taihu Basin water allocation plan (C5.03) China: Water allocation plan for the Songhua River (C5.03)
Eastern Africa		<ul style="list-style-type: none"> Kenya: Water and Youth Network established in Kenya (B3.03) 	
Mediterranean		<ul style="list-style-type: none"> Drin basin: Re-establishment of the Lake Ohrid Bilateral Committee (B3.01) 	<ul style="list-style-type: none"> Mauritania: National 10-year Action Plan for the Monitoring & Evaluation (M&E) System of Water Resources and WASH in Mauritania (C4.01) Tunisia: Charter on Youth Engagement on Water and Climate (C8.02) Tunisia: Drought vulnerability maps for Tunisia (C2.02)
Southern Africa	<ul style="list-style-type: none"> Lesotho: White paper on Lesotho Water Legislation (A2.04) Zambia: Zambia Climate Change policy (A1.03) Zambia: Roadmap for Zambia Resource Mobilisation (A3.01) 	<ul style="list-style-type: none"> Orange-Senqu basin: Draft Capacity Development plan for implementation of the ORASECOM investment strategy (B4.02) 	<ul style="list-style-type: none"> Zambezi basin: ZAMCOM Gender action plan (C4.02) Limpopo basin: Implementation plan for the LIMCOM IWRM/DRRR plan (C4.02)
South America	<ul style="list-style-type: none"> Peru: SEDAPAL's Multiannual Investment Plan for Green Infrastructures (A3.01) Peru: Investment Plan for the implementation of nexus study developed by ANA (A3.01) 	<ul style="list-style-type: none"> Brazil: Brazilian Water Agency (ANA) launched its Committee for Gender aligned with the GWP gender strategy (B3.05) Peru: Strategy for the formation of the Commission of users of water Santa Eulalia (B2.03) 	<ul style="list-style-type: none"> Peru: Strategy to implement compensation mechanisms for ecosystem services in the sub-basin by SEDAPAL (C7.06)
South Asia		<ul style="list-style-type: none"> Pakistan: Faroozan Area Water Partnership Karachi (B3.03) Pakistan: Chitral Area Water Partnership (B3.03) India: Mashi Basin Parliament and Watershed Committee (B3.04) 	<ul style="list-style-type: none"> Sri Lanka: Menstrual Hygiene Management (MHM) Kandy District Action Plan (C8.01)
Southeast Asia			<ul style="list-style-type: none"> Indonesia: Multi-stakeholder position paper on draft national water resources law (C5.01) Lancang-Mekong basin: LMWRCC 5-year workplan (C4.02)
West Africa	<ul style="list-style-type: none"> Mekrou basin: Programme of Measures and Investment Plan for the Mekrou basin (A3.01) Guinea: National Water Policy (A1.01) Benin: Law on climate change Regulation (A2.01) Volta basin: Mobilised funding for DRR in the Volta Basin from the Adaptation Fund (A3.01) 	<ul style="list-style-type: none"> Benin: Network of Professional Women in the Water and Sanitation Sector (RBFPEA) (B4.02) Comoé-Bia-Tanoé basin: Establishment of the Comoé-Bia-Tanoé Basin Authority (B3.01) Region: Water Observatory for West Africa and reporting system (B4.01) 	<ul style="list-style-type: none"> Mekrou basin: Water Development and Management Master Plan of the Mekrou basin (C2.02)
Global		<ul style="list-style-type: none"> Global: High-Level Panel on Water Outcome Document (B4.01) 	<ul style="list-style-type: none"> Global: Baseline for SDG Indicator 6.5.1 (C1.02)

Table 3: GWP outcomes reported during 2018 (Note: ToolBox category number with which the outcomes are associated is provided in brackets)

2.2 Monitored Change Processes

As a policy-related organisation and network, GWP has, as for the last Strategy period, committed to embed *Outcome Mapping*²⁰ as its approach to plan, implement, monitor, evaluate and report on its work (see also Annex A). An Outcome Mapping approach inherently recognises that direct attribution of indirect outcomes is not possible in organisations such as GWP. Outcome Mapping methodologies seek to identify and report on the *plausible linkages* between outputs and outcomes. *Results* have been planned and are being assessed based on monitoring and reporting on the *influence on the boundary actors*²¹ with whom GWP is working to effect change. For GWP, the *boundary actors* are, for example, national governments, regional economic development bodies, river basin organisations, etc.

The assessment of the Outcome Mapping *progress markers* provides some indication of overall progress as the implementation of the Strategy advances. The progress markers may be considered the *goal posts* along the way to addressing the Outcome Challenges identified initially in the 2014-2016 three-year work programmes and subsequently added to in the 2017-2019 work programmes to reflect the latest development agendas and priorities. The total number of progress markers monitored during the current work programming period (2017-2019) is currently 565. As part of the review of progress for 2018, GWP global and regional entities have made an analysis of these progress markers according to the following 3 levels:

/	Some linkage can be reported with a key <i>boundary actor</i> , mostly in terms of connection / interest / participation to GWP activities (10%)
+	A change process is identified. While not fully implemented, the direct link to GWP activities is worth reporting (50%)
++	A significant change can be reported. The influences/ processes leading to this change are worth reporting, including the direct link to GWP activities (90%)
	No change reported

Assessments of the various entities within the organisation, globally and regionally, are presented in Section 3.

Figure 6 presents a summary of the progress markers assessment for the organisation as a whole split by the three strategic goals. The results show that 43% of all progress markers have been significantly addressed with a further 33% having been assessed as ‘a change process is identified’. The remaining 24% of progress markers are either at the early stage of being addressed (‘some linkage can be reported – 15%) or are yet to be meaningfully engaged with at this stage of strategy implementation (‘No change reported’ – 9%)

²⁰ IDRC. 2001. Outcome mapping: building learning and reflection into development programs. 120 pp.

²¹ *Boundary actors* are defined as the parties which are to change as a result of GWP’s activities.

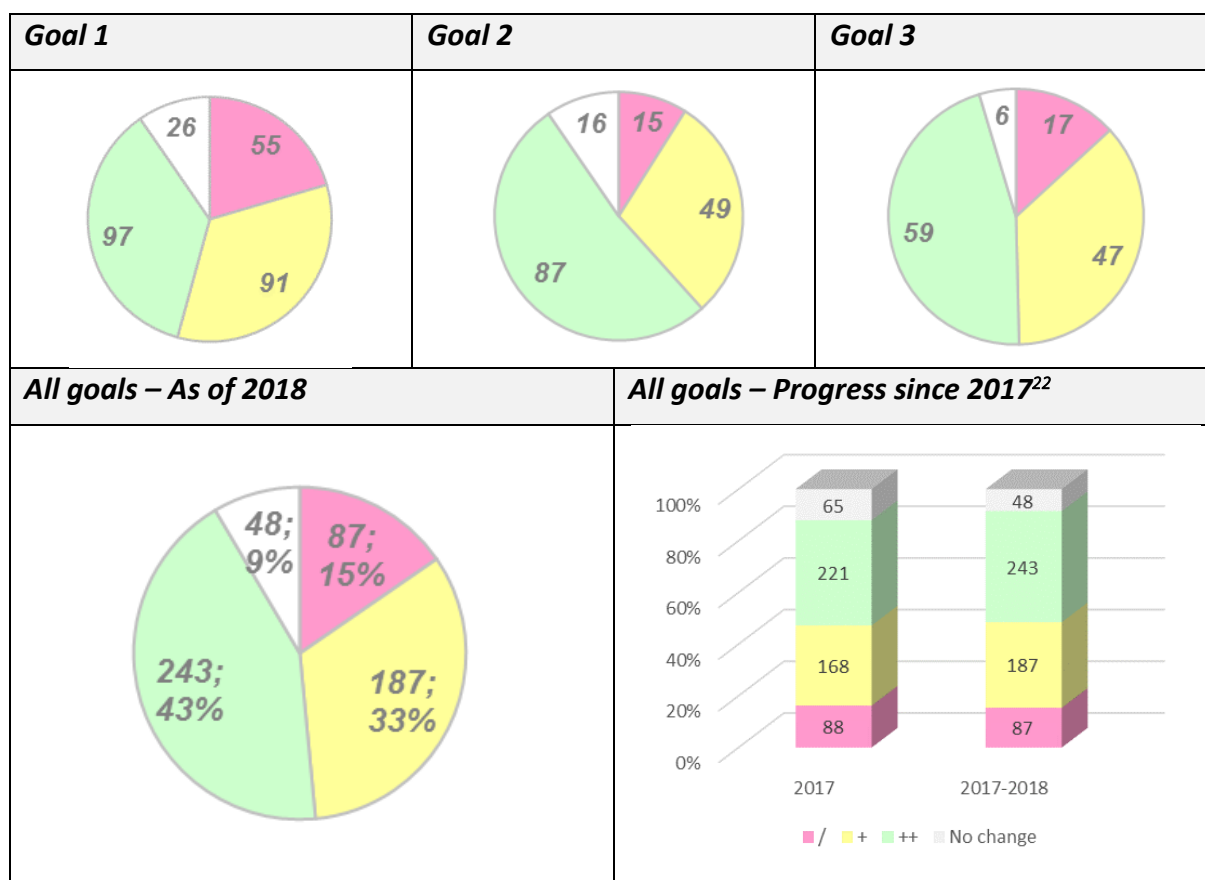


Figure 6: Assessment of Outcome Mapping Progress Markers

The number of progress markers for which significant change has occurred rose slightly from 2017 to 2018 (41% to 43%). During the same period the number of progress markers for which no change has been reported has reduced from around 12% of the total to 9%. The slow rate of increase between 2017 to 2018 compared to previous years is in part a consequence of the long planning period (six years) across which the progress markers were set. The majority were set in 2013 prior to the start of the strategy period and by 2017 many of these original progress markers had already been met (or were no longer likely to be met). As such by 2018 there is a degree of stagnation in monitored advancement against the early progress markers hence the limited change from the assessment in 2017.

Arguably a more interesting comparison is a review of the new progress markers introduced in conjunction with the development of the GWP work programme 2017-2018 to reflect

²² Note that during the development of the 2017-2019 three-year work programmes, additional progress markers were incorporated into the planning framework to reflect recent changes in development agendas and GWP priorities. These new progress markers were added to the existing ones meaning that the total number of progress markers currently monitored within the strategy period has increased compared with that reported during the 2014-2016 work programme period. For the sake of clarity, the period chosen for the monitoring of the advancement of progress marker completion in this document is limited to the current 3-year work programme (2017-2019).

recent changes in development agendas and GWP priorities. A total of 191 new progress markers were introduced and assessed for the first time in 2017. Figure 7 below shows how these have advanced between 2017 and 2018.

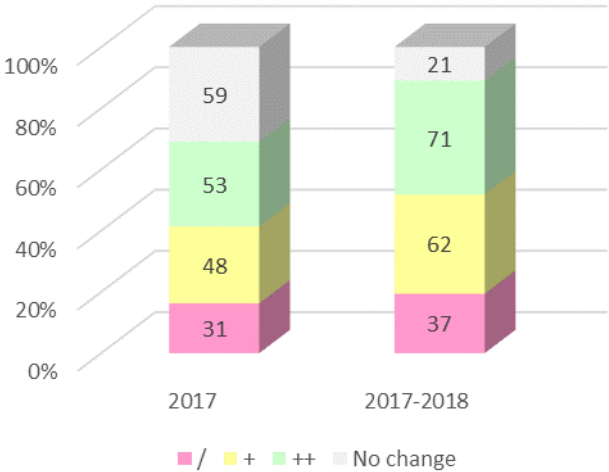


Figure 7: Assessment of new Progress Markers introduced in the 2017-2018 GWP Work Programme

Whilst acknowledging that limited conclusions can be drawn from such high-level statistics, the numbers do show that overall implementation of the GWP Strategy, as evaluated through the assessment of progress markers, continues to advance according to plan.

2.3 Monitored Activities and Outputs

The statistics below give an overview of the type of activities and outputs implemented by GWP as well as the proportion of these that relate to the six themes and two cross-cutting areas identified in the GWP Strategy. The data is based on the information items reported in the GWP Monthly Reports (i.e. the number of “hits”).

The information is presented in two charts (Figure 7) that show the number/proportion of *hits* reported by GWP entities on a monthly basis during 2018 that:

- a) Represent the type of activities implemented (radar chart); and
- b) Relate to the six themes and two cross-cutting areas (pie chart).

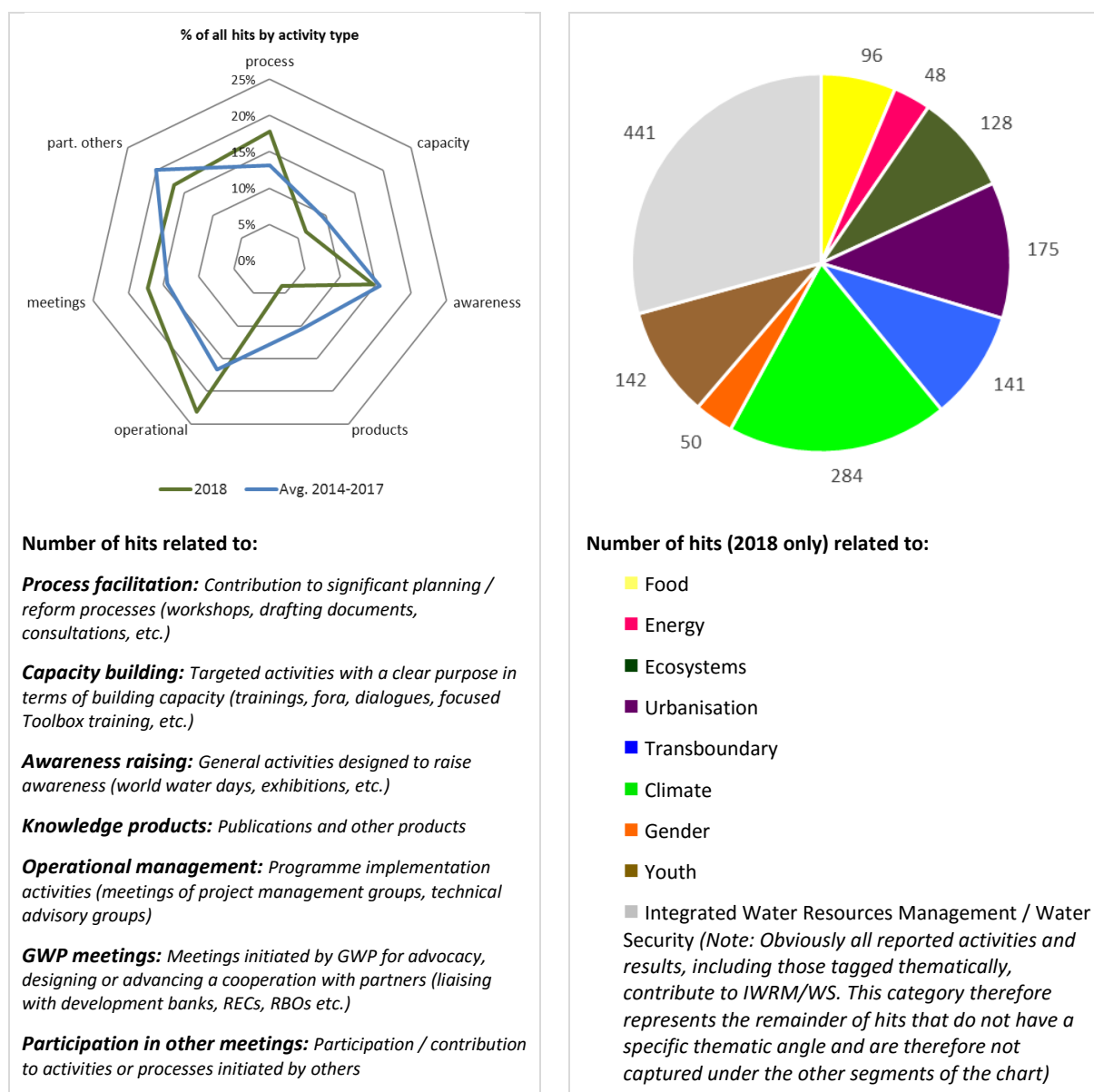


Figure 8: Number and proportion of hits reported by GWP entities by activity type and theme

2.4 Consolidation of results by theme

The GWP Strategy takes a thematic approach to water security through programme implementation in the following thematic areas:

- Climate Resilience, including disaster risk reduction
- Transboundary Waters
- Urbanisation and Water Security
- Water, Food, Energy and Ecosystem in a Nexus perspective²³

²³ Presented in the GWP Strategy as three separate themes but consolidated since 2016 as a nexus approach to better reflect the close interlinkages in GWP’s work within these sectors

In addition, the Strategy recognises the importance of the following two cross-cutting strategic aims:

- Gender
- Youth

These thematic and cross-cutting areas may be addressed directly through theme specific programmes and projects (e.g. climate resilience under WACDEP) or indirectly as an interlinked issue within a broader or separate theme specific programme (e.g. transboundary water management facilitated through WACDEP).

2.5 GWP Logframe: Progress against targets set in 2018

In addition to the outcome mapping methodology to M&E described in the previous sections, GWP also uses a results-based M&E component with the aim of establishing a mix of qualitative and quantitative monitoring indicators and targets. This combined, or hybrid, approach enables the organisation to continue to analyse progress based on observed changes in the behaviour of boundary actors and water governance mechanisms, while at the same time being in a position to set quantified targets against a set of common indicators.

The logical framework consists of a series of impact, outcome and output indicators derived according to the overall ambitions of the organisation in-line with its strategic goals. More specifically the logframe contains the following:

- a) **2 Impact indicators** based upon the GWP vision that measure the socio-economic and environmental benefits derived from better water resources governance & management in the countries and regions where GWP is active. These benefits can be related to one or several thematic areas depending on the *actual problems* solved.
- b) **8 key water governance outcome indicators** based upon the GWP mission and associated outcomes that measure the governance improvements introduced by actors at all levels where GWP is active. These governance improvements occur in “change areas” which cover the wide array of the water governance spectrum and can be related to one or several thematic areas depending on the *actual problems* targeted. It should be noted that the outcome indicators are closely aligned with the *Enabling environment* and *Financing* indicators from the SDG 6.5.1 reporting framework.
- c) **21 Output indicators** that measure the services and products delivered by the GWP network which foster sustainable governance improvements of the water systems (via influenced boundary actors). There is a great diversity of services and products: facilitation packages for global, regional, transboundary, national or local processes; knowledge products and capacity building materials; guidelines and procedures; networking and partnerships tools etc. They can be related to one or several thematic areas depending on the *actual problems* targeted.

GWP Annual Progress Review for 2018

As part of the planning process for the current Strategy period, targets have been set against the logical framework indicators at both the regional and global levels for 2017-2019²⁴, which are subsequently reviewed on an annual basis for incorporation into each GWP entity's annual workplan. Results are monitored against these targets each year as the strategy period proceeds.

The GWP logframe, including the targets set for 2018 and the results achieved, is presented in Table 4 below.

²⁴ See the GWP Work Programme for 2017-2019

GWP Annual Progress Review for 2018

Indicator	2018 workplan targets	2018 Results		Progress towards 3-year work prog. targets (2017-19)
		Target 100% met	Target 50-100% met	
I1: No. of people benefiting from improved water resources planning and management	49M	50M		81%
I2: Total value of investment influenced which contributes to water security and climate resilience through improved WRM & water services	402M	283M		88%
O1: No. of policies, plans and strategies which integrate water security for climate resilience <i>and other key issues</i>	16	14		42%
O1g: No. of policies/plans/strategies that have gender mainstreamed in water resource management	8	5		60%
O2: No. of approved investment plans associated with policies, plans and strategies which integrate water security for climate resilience	6	5		60%
O3: No. of agreements/commitments on enhanced water security at transboundary/ regional level influenced.	5	7		50%
O4: No. of investment strategies supporting policies and plans which integrate water security for climate resilience <i>and other key issues</i>	6	6		42%
O5: No. of enhanced legal frameworks / policies / strategies integrating water security for climate change <i>and other key issues</i> facilitated by GWP	5	3		21%
O6: Gender: Percentage of women and girls benefiting from interventions to improve water security (min %).	50%	50%		100%
O7: Youth: No. of youth organizations involved in partnerships and decision-making bodies	22	18		89%
OT1.1: Recognition of GWP contribution to the post-2015 development agenda measured by number of acknowledgments in official documents	14	18		57%
OT1.2: No. of regional organisations supported in developing agreements/commitments /investment options and tools that integrate water security and climate resilience <i>and other key issues</i>	23	33		100%
OT1.3: No. of national organisations supported in developing legal frameworks / policies / strategies, sectoral and development plans- integrating water security and climate resilience <i>and other key issues</i>	73	66		100%
OT1.3g: No. of national/subnational organisations supported in integrating gender perspectives into water resource management policies/plans/legal frameworks	19	10		70%
OT1.4: No. of organisations (all levels) supported in the development of investment strategies supporting policies and plans which integrate water security for climate resilience <i>and other key issues</i>	24	74		81%
OT1.5: No. of countries supported in the development of capacity and projects to access climate and climate-related finance to improve water security.	31	69		100%
OT1.6: No. of demonstration projects undertaken for which innovation has been demonstrated	27	25		55%
OT1.6g: No. of initiatives/demo projects specifically targeting gender issues	12	8		77%
OT1.7: No. of documents produced outlining the lessons from GWP demonstration projects and a plan for replicating solutions	17	17		29%
OT1.8: No. of beneficiaries supported in demonstration projects on water security and climate resilience undertaken	117 561	304 000		100%
OT2.1: No. of government institutions/other stakeholders with demonstrably enhanced capacity to integrate water security and climate change <i>and other key issues</i> in the design and implementation of policies, plans & projects	581	Approx. 600		100%
OT2.1g: No. of capacity building and professional development workshops/initiatives with a significant focus on women and youth	33	38		100%
OT2.2: No. of south-south lesson learning & knowledge transfer initiatives with commitments for step-wise follow up	17	17		91%
OT2.3: No. of media features on water security for climate change <i>and other key issues</i> . All media including radio, television, print, internet.	243	250		100%
OT2.4: Number of publications, knowledge products (including strategic messages) and tools for water security for climate resilience <i>and other key issues</i> developed and disseminated	64	41		100%
OT2.4g: No. of publications and knowledge products that have a prominent gender perspective incorporated	12	12		100%
OT2.5: User satisfaction across knowledge products and services produced, managed and disseminated by GWP.	75%	78% ²⁵		100%
OT2.6: No. of joint global/regional activities by GWP, development banks and other multilateral agencies integrating water security with climate <i>and other key issues</i> , leading to demonstrable follow-up actions.	9	9		100%
OT3.1: Implementation of Results Framework & associated M&E across the GWP network	<i>In place</i>	OK		100%
OT3.2a: Increased financial performance across all RWPs and CWPs – Locally raised funds .	>3.2M	3.8M (est.)		NA
OT3.2b: Increased financial performance across all RWPs and CWPs – In kind contributions .				NA

Table 4: GWP Logframe – Targets and Results 2018²⁶

²⁵ Based on a small sample size due to challenges in the introduction of the standardised user satisfaction methodology

²⁶ Note that the logframe results presented here are currently undergoing a thorough review following which some of the figures may change.

The 2018 logframe results listed in the table above illustrate the progress that has been made in reaching the targets set in the 2017 work plan. Overall, good progress was reported against all of the indicators at the outcome level. At the output level 15 out of 20 targets were met with the remainder showing good progress.

The following should be kept in mind when interpreting these results:

- **Impact indicators:** The challenge of quantifying attributable results at the impact level for an organisation such as GWP is well known. However, as described in Section 1.2.1 above, the organisation is increasingly able to do so as evidenced through the development of Impact Stories (see Box 4). Nevertheless, due to the perceived challenge of linking upstream activities with downstream, impact level, results several regions continue to have difficulties providing robust numbers against the two logframe impact indicators. As such the results reported are considered a significant underestimate with the true results thought to be substantially higher.
- **Outcome indicators:** Outcome level results are beyond GWP's direct control and therefore subject to many other factors that can both support or derail the process. GWP set ambitious outcome targets in 2018 and on the whole performed well against these even if several of the results fell just short of meeting the target.
- **Output indicators:** Unlike the outcome level results, the outputs are directly within GWP's control and are therefore subject to fewer external factors and uncertainty. However, internal factors such as staff turnover, administrative delays and overambitious timeframes can all influence result achievement.

On the whole, the use of the logframe across the network continues to improve. Whilst not obvious when looking at the collated results, target setting and reporting of results has steadily been improving on a region-by-region basis. Challenges still remain, particularly with regards to the collection of good quantified planning and reporting data from the country level, but an ongoing focus on the importance of setting good targets and increasingly holding GWP entities accountable for their achievement is having the desired effect. The monthly monitoring of logframe targets through the GWP M&E briefs has helped in this regard as has the inclusion of the logframe as a key performance criterion in the annual regional assessment procedure overseen by the RWP governance bodies and GWPO.

2.6 Expenditure report 2018

BASKET FUNDING	ACTUAL 2017	FORECAST 2018	BUDGET 2019
PROGRAMME			
Core Programme			
Water Security & Climate			
<i>Catalytic, incl Synergies</i>	388,420	326,000	311,000
<i>WACDEP Africa</i>	1,647,008	1,514,000	600,000
<i>WACDEP Other Regions</i>	696,630	492,000	200,000
<i>IDMP Regions</i>	281,519	160,000	150,000
Total Water Security & Climate	3,013,577	2,492,000	1,261,000
SDG 6 SP	183,117	240,000	210,000
<i>Integrated Urban Water Management</i>	25,747	65,000	10,000
<i>Nexus</i>	66,906	32,000	10,000
<i>Transboundary</i>	111,001	122,000	60,000
<i>Deltas</i>	18,800	42,000	-
Total SDG 6 Support & Thematic Inputs	405,571	501,000	290,000
Gender & Water	34,996	35,000	60,000
Youth & Water	102,977	133,000	60,000
Global processes	13,922	16,000	61,000
Total Core Programme	3,571,043	3,177,000	1,732,000
Knowledge Management			
<i>Knowledge Management/ToolBox</i>	256,575	137,000	183,000
<i>Communications</i>	343,964	317,000	210,000
<i>Technical Committee</i>	271,166	254,000	158,000
Total Knowledge Management	871,705	708,000	551,000
Support to Water Partnerships			
<i>Regional Core Programme</i>	2,340,206	2,460,000	2,280,000
<i>Network Support</i>	1,283,109	1,332,000	1,246,000
<i>Network Operations</i>	930,559	900,000	775,000
<i>Regional Days</i>	26,874	42,000	40,000
<i>Resource Mobilisation/Prog. Dev.</i>	232,164	225,000	297,000
<i>Executive Secretary</i>	60,000	65,000	50,000
<i>Regional Thematic Support</i>	16,071	50,000	57,000
<i>Network Institutional Strengthening</i>	17,441	50,000	27,000
Total Support to Water Partnerships	3,623,315	3,792,000	3,526,000
TOTAL PROGRAMME	8,066,063	7,677,000	5,809,000
GLOBAL GOVERNANCE			
<i>Reviews and Strategy Development</i>	-	85,000	40,000
<i>Steering Committee</i>	198,791	228,000	145,000
<i>Network, SP & FPG meetings</i>	3,925	21,000	22,000
TOTAL GLOBAL GOVERNANCE	202,716	334,000	207,000
GWPO SECRETARIAT SERVICES			
<i>Staff</i>	608,390	707,000	604,000
<i>Training</i>	67,326	16,000	10,000
<i>Travel</i>	56,239	100,000	81,000
<i>IT & Office costs</i>	175,778	174,000	207,000
<i>Audit/Legal/HR Consultancies</i>	34,511	88,000	57,000
<i>Financial costs/revenues</i>	36,995	18,000	30,000
<i>Designated funding; office rent & taxes</i>	824,400	817,000	678,000
TOTAL GWPO SECRETARIAT	1,803,639	1,920,000	1,667,000
TOTAL EXPENDITURES BASKET FUNDING	10,072,414	9,931,000	7,683,000

3 GWP results (by entity)

This section summarises the available monitoring and evaluation data and the planned and actual progress in 2018 for each entity within the GWP Network:


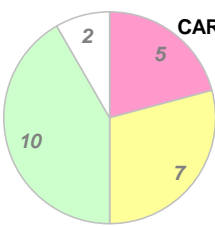


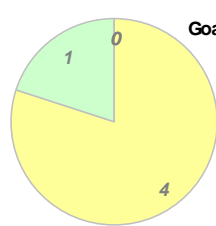
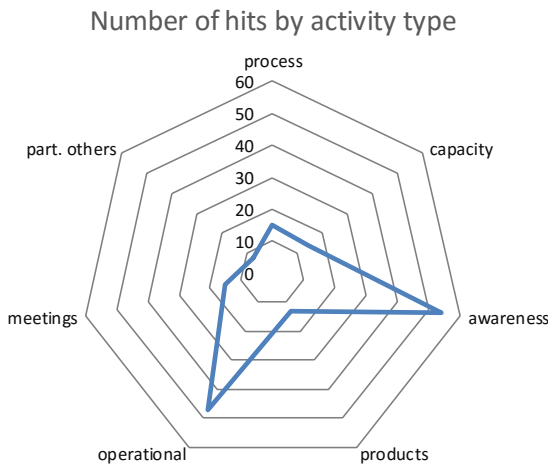
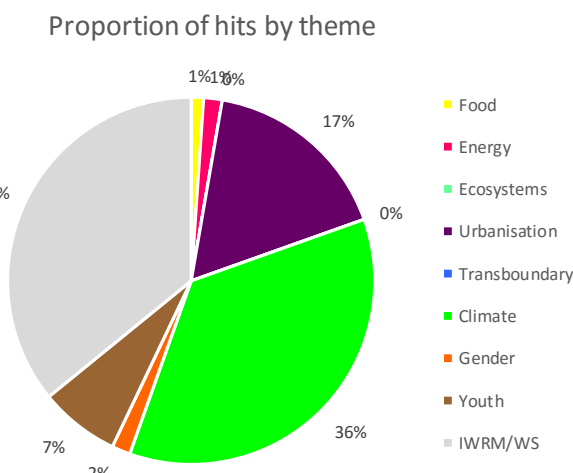
1. Global coordination of 8 thematic and cross-cutting areas
2. Regional water partnerships – 13
3. GWPO Secretariat and Technical Committee

Information for the 13 Regional Water Partnerships and GWPO/TEC is presented in three parts:

- A narrative description of Planned vs. Actual progress consisting of:
 - A summary of activities presented in the 2018 Workplan (column 1 of the table)
 - A summary of the actual progress during the year against the workplan (column 2 of the table)
 - A critical commentary including the most important challenges-faced, lessons-learned and recommendations (final section of the table)
- A datasheet (the “dashboard”) showing the outcomes, progress markers and activities/outputs recorded in 2018 (an explanation of the various datasheet categories can be found in Annex B)
- Logframe targets and results for 2018

3.1 By Regions

3.1.1 Caribbean

Progress Report (elements)		Caribbean 														
IMPACT (Socio-Economic Benefits)	CAR	REG	TB	Barbados	Grenada	Union Island, St. Vincent and the Grenadines										
	Value Added (proxy €):															
	Beneficiaries (NB):															
	Investments (leverage):															
	Value Added (proxy €):															
	Beneficiaries (NB):															
Investments (leverage):																
OUTCOMES (Water Governance Systems) 2014-to date	CAR	REG	TB	Barbados	Grenada	Jamaica	St Kitts & Suriname	Trinidad and	Union Island							
	A Policies	0	0	0	0	0	0	0	0	0	0					
	B Institutional roles	0	0	0	0	0	0	0	0	0	0					
	C Management Instruments	2	1	0	0	0	0	0	0	1	0					
	Total	2	1	0	0	0	0	0	0	1	0					
	Antigua & Barbuda															
	A Policies	0														
	B Institutional roles	0														
	C Management Instruments	0														
	Total	0														
PROGRESS MARKERS (Actors influenced) 2014-to date																
	Something can be reported about the boundary actor, mostly in terms of connection / interest / participation to GWP activities (10%)										/					
	A change process is identified while not fully implemented; the discussion of the link to GWP activities is worth reporting (50%)										+					
	A significant change can be reported; the discussion of the different influences/ processes leading to this change is worth reporting, including the link to GWP activities (90%)										++					
	(Empty row for alignment)															
OUTPUTS/ACTIVITIES (Proxy) 2014-to date	Number of hits by activity type						Proportion of hits by theme									
																
INPUTS (Budgets) 2014-todate	CAR	REG	TB	Barbados	Grenada	Union Island, St. Vincent and the Grenadines										
	Budget (€):															
Budget (€):																


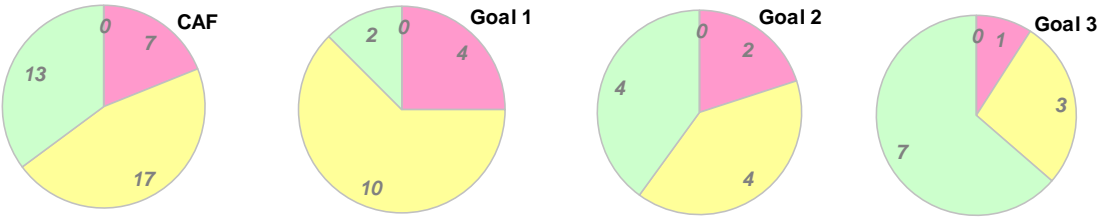
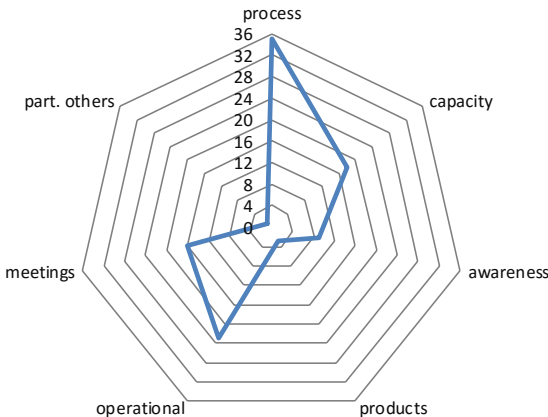
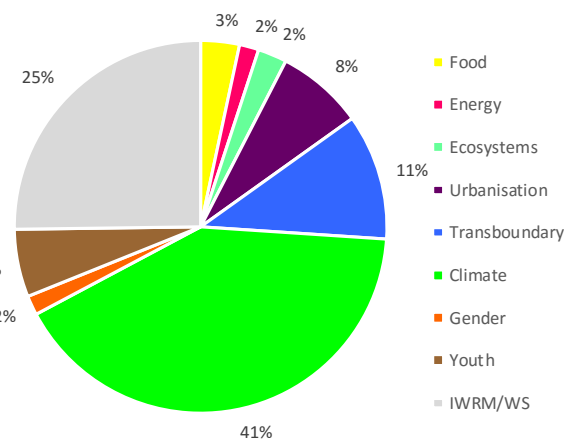
CAR	
WORKPLAN 2018 (Highlights)	PROGRESS 2018
<p>Highlight 1</p> <ul style="list-style-type: none"> Promotion of climate smart techniques in water resource management 	<p>The implementation of this highlight was limited due to the challenges experienced by GWP-C during 2018.</p> <p>However, for the first time ever, a Caribbean representative (a national of Trinidad and Tobago) was selected to participate in the annual Water Summer School programme organised by the Global Water Partnership-Central and Eastern Europe (GWP-CEE) in Poland. The 2018 instalment of the Programme focused on water security and climate resilience, thus promoting the use of climate smart techniques in water resource management.</p>
<p>Highlight 2</p> <ul style="list-style-type: none"> Regional and sub-regional Youth Competitions will be held to increase awareness of water security and climate resilience in the youth population (ages 6 – 25). It is expected that practical applications to climate resilience will increase in Caribbean communities 	<p>GWP-C was unable to implement the regional youth competition this year. However, it was able to actively engage Partners from youth-based organisations in the GWP-C Regional Session within the 2018 GWP “Follow-the-Sun” Network Meeting. The participation of the different Youth organisations who attended the Regional Session in-person, demonstrated GWP-C’s strong focus on building capacity and awareness, as well as, empowering youth to be agents of change in water-related issues.</p>
<p>Highlight 3</p> <ul style="list-style-type: none"> Re-establishment of the GWP-C secretariat, new Steering Committee and Host Institution. This will ensure the implementation of the work programme for 2018 – 2020. 	<p>GWP-C confirmed its newest Steering Committee (SC) in February 2018 with five (5) new members joining the nine-member Committee.</p> <ul style="list-style-type: none"> - Following this, in March 2018, the Winward Islands Research and Education Foundation (WINDREF) based in Grenada became a Partner of the GWP-C and its new Host Institution (HI). - On October 1st, 2018, the new Regional Coordinator (RC) of the GWP-C assumed office.
<p>Highlight 4</p> <ul style="list-style-type: none"> Gender mainstreaming manual OR SDG GOAL 6 Manual for development and implementation of water projects/policies/programmes developed to strengthen the effectiveness of water resource management in the region. 	<p>This activity wasn’t implemented in 2018, however plans are being put in place to ensure that it is implemented during 2019.</p>
CRITICAL ASSESSMENT	
<p><u>Analysis of planned vs. achieved:</u></p> <p>During the period under review, GWP-C experienced some major challenges, namely being without a Host Institution (HI) and a Regional Coordinator (RC). This ultimately affected the implementation of its 2018 work plan. GWP-C’s Communications Officer being the only Secretariat member during this unstable period for the organisation, therefore worked along with the GWP-C Chair and the region’s Network Officer to ensure that that GWP-C remained active during the transitional period to a new HI, WINDREF. Despite these challenges, some activities were implemented, and this is very commendable.</p> <p><u>Challenges, lessons learned and recommendations:</u></p> <ol style="list-style-type: none"> 1) Lack of human resources to fully implement the GWP-C work plan for 2018. 2) Budgetary constraints. 	

GWP Annual Progress Review for 2018

Ind. Ref.	Indicator	2018 targets ²⁷	2018 Results
I1	No. of people benefiting from improved water resources planning and management	100000	
I2	Total value of investment influenced which contributes to water security and climate resilience through improved WRM & water services	85000	
O1	No. of policies, plans and strategies which integrate water security for climate resilience <i>and other key issues</i>	1	
O1g	No. of policies/plans/strategies that have gender mainstreamed in water resource management		
O2	No. of approved investment plans associated with policies, plans and strategies which integrate water security for climate resilience		
O3	No. of agreements/commitments on enhanced water security at transboundary/ regional level influenced.		
O4	No. of investment strategies supporting policies and plans which integrate water security for climate resilience <i>and other key issues</i>		
O5	No. of enhanced legal frameworks / policies / strategies integrating water security for climate change <i>and other key issues</i> facilitated by GWP		
O6	Gender: Percentage of women and girls benefiting from interventions to improve water security (min %).	50%	
O7	Youth: No. of youth organizations involved in partnerships and decision-making bodies		
OT1.1	Recognition of GWP contribution to the post-2015 development agenda measured by number of acknowledgments in official documents		1
OT1.2	No. of regional organisations supported in developing agreements/commitments /investment options and tools that integrate water security and climate resilience <i>and other key issues</i>		
OT1.3	No. of national organisations supported in developing legal frameworks / policies / strategies, sectoral and development plans- integrating water security and climate resilience <i>and other key issues</i>	2	
OT1.3g	No. of national/subnational organisations supported in integrating gender perspectives into water resource management policies/plans/legal frameworks		
OT1.4	No. of organisations (all levels) supported in the development of investment strategies supporting policies and plans which integrate water security for climate resilience <i>and other key issues</i>		
OT1.5	No. of countries supported in the development of capacity and projects to access climate and climate-related finance to improve water security.		
OT1.6	No. of demonstration projects undertaken for which innovation has been demonstrated	2	
OT1.6g	No. of initiatives/demo projects specifically targeting gender issues		
OT1.7	No. of documents produced outlining the lessons from GWP demonstration projects and a plan for replicating solutions		
OT1.8	No. of beneficiaries supported in demonstration projects on water security and climate resilience undertaken		
OT2.1	No. of government institutions/other stakeholders with demonstrably enhanced capacity to integrate water security and climate change <i>and other key issues</i> in the design and implementation of policies, plans & projects	2	8
OT2.1g	No. of capacity building and professional development workshops/initiatives with a significant focus on women and youth	1	
OT2.2	No. of south-south lesson learning & knowledge transfer initiatives with commitments for step-wise follow up		1
OT2.3	No. of media features on water security for climate change <i>and other key issues</i> . All media including radio, television, print, internet.	5	2
OT2.4	Number of publications, knowledge products (including strategic messages) and tools for water security for climate resilience <i>and other key issues</i> developed and disseminated	5	
OT2.4g	No. of publications and knowledge products that have a prominent gender perspective incorporated	1	
OT2.5	User satisfaction across knowledge products and services produced, managed and disseminated by GWP.		
OT2.6	No. of joint global/regional activities by GWP, development banks and other multilateral agencies integrating water security with climate <i>and other key issues</i> , leading to demonstrable follow-up actions.		
OT3.1	Implementation of Results Framework & associated M&E across the GWP network.		
OT3.2a	Increased financial performance across all Regional and Country Water Partnerships – Locally raised funds.	20000	
OT3.2b	Increased financial performance across all Regional and Country Water Partnerships – In kind contributions.		

²⁷ As included in the GWP 2018 Workplan
December 2018

3.1.2 Central Africa

Progress Report (elements)	Central Africa								
IMPACT (Socio-Economic Benefits)		CAF	REG	TB	Cameroon	Central Africa	Congo	Congo, Dc Sao Tome & Principe	
	Value Added (proxy €):								
	Beneficiaries (NB):								
	Investments (leverage):	420K							
OUTCOMES (Water Governance Systems)		CAF	REG	TB	Cameroon	Central Africa	Congo	Congo, Dc Sao Tome & Principe	
	A Policies	2	0	0	2	0	0	0	0
	B Institutional roles	2	2	0	0	0	0	0	0
	C Management Instruments	5	1	1	3	0	0	0	0
	Total	9	3	1	5	0	0	0	0
	2014-to date								
	A Policies								
	B Institutional roles								
	C Management Instruments								
	Total								
PROGRESS MARKERS (Actors influenced)	2014-to date								
		Something can be reported about the boundary actor, mostly in terms of connection / interest / participation to GWP activities (10%) /							
		A change process is identified while not fully implemented; the discussion of the link to GWP activities is worth reporting (50%) +							
		A significant change can be reported; the discussion of the different influences/ processes leading to this change is worth reporting, including the link to GWP activities (90%) ++							
OUTPUTS/ACTIVITIES (Proxy)	2014-to date	Number of hits by activity type 				Proportion of hits by theme 			
INPUTS (Budgets)	2014-todate								
	INPUTS (Budgets)	CAF	REG	TB	Cameroon	Central Africa	Congo	Congo, Dc Sao Tome & Principe	
	Budget (€):								
2009-todate	Budget (€):								

GWP Annual Progress Review for 2018

CAF	
WORKPLAN 2018 (<i>Highlights</i>)	PROGRESS 2018
<p>Highlight 1</p> <ul style="list-style-type: none"> The development of a regional SDG programme that fits into GWP SDG preparedness initiative will be pursued to capitalise on work done in 3 countries in 2017 regarding SDG 6.5.1. 	<ul style="list-style-type: none"> Engagement with ECCAS on SDG agenda was strengthened in 2018 with a Regional workshop organised on SDG 6.5.2 for countries in Central Africa. Collaboration was also strengthened with UNECE and UNESCO. The need for coordination across targets and indicators was stressed. Coordination with ECCAS was also strengthened with signing of an agreement to support ECCAS IWRM plan. At the country level, engagement with Cameroon was strengthened as GWP Cameroon supported the process for Integrated Monitoring of SDG 6 in Cameroon with a 10.000 USD grant from UN Water. The process will end on 31st December 2018. These experiences will be combined to work with ECCAS on an SDG programme for Central Africa region in 2019. GWP CAf engagement in 7th Africa Water Week will be capitalised in developing this programme.
<p>Highlight 2</p> <ul style="list-style-type: none"> GWP CAf will strategically facilitate the engagement of CWPs in the process of development or review of national water resources or national sanitation policies in Cameroon, Sao Tome and Central Africa Republic. 	<ul style="list-style-type: none"> The Sao Tome and Principe CWP has been involved in the sanitation policy development process; The political process for approving the National Water Policy in Cameroon (developed with support from GWP and UNICEF) has been initiated and sensitisation of key decision makers is ongoing. In 2019, GWP Cameroon will continue working with UNICEF and Ministry to facilitate approval by government; The process of updating or revision of National Water Policy and Strategy for Central Africa Republic has been initiated with financial resources from UNICEF. The ToRs for recruitment of an expert to support the process have been developed with contributions from GWP CAf and CWP. GWP CAf will continue supporting CAR CWP in providing technical inputs to the process in 2019.
<p>Highlight 3</p> <ul style="list-style-type: none"> A NEXUS dialogue programme will be rolled out in 2018 in collaboration with ECCAS. The project will aim to facilitate NEXUS dialogues in 2 or 3 pilot countries, and build a NEXUS programme for the Region. 	<p>The engagement of ECCAS on NEXUS has not been as expected. However, GWP CAf has developed a draft concept note for a regional NEXUS initiative which will be submitted to ECCAS for approval in 2019. Engagement with potential donors or funding institutions will be pursued in 2019.</p>
<p>Highlight 4</p> <ul style="list-style-type: none"> The strengthening of GWP CAf five CWPs will be pursued vigorously, with focus on CWPs in Chad, Central Africa Republic and Congo. The objective will be to strengthen their fundraising capacity. 	<p>The process of strengthening CWPs in the region has been progressing well with the recent recruitment of Executive Secretaries for Chad, Central Africa Republic, and Congo CWPs. All 3 CWPs, as well as Cameroon and Sao Tome CWPs have held their statutory meetings, and where necessary, have</p>

	<p>elected new board. Moreover, the STP has elaborated its operational manual, recruited an accountant and been supplied with an accounting software for its operations as from 2019. The 3 non-accredited CWPs are ready to submit their applications for accreditation to the GWP network.</p> <p>A programme manager was also formally engaged for the UNICEF funded project in Cameroon, which accelerated project implementation and resulted in a 3 months no-cost extension on the grant.</p> <p>These activities will, in 2019, help the CWPs develop project proposals and establish relationships with donors and partners at national level to leverage local level resources for their activities.</p> <p>At the regional level, the lack of funding resulted in the inability to recruit a technical assistant to support the regional Coordinator. To manage this situation, GWP CAf has recruited Young Female Water Professionals for four CWPs in 2018, who will continue providing technical support to the CWPs and the GWP CAf in 2019.</p>
--	---

CRITICAL ASSESSMENT

Analysis of planned vs. achieved:

The successful signing of funding agreement between GWP Cameroon and UN Water for GWP Cameroon to support Integrated Monitoring of SDG 6 in Cameroon, and between GWPO and UNICEF Regional Office for support in implementation of ECCAS IWRM plan, have been our key success factors.

Good progress has also been made regarding operationalisation of CWPs especially with Central Africa Republic (CAR), Chad and Congo CWPs that have recruited part-time executive secretaries. All CWPs are respecting their governance requirements, and the 3 unaccredited CWPs are in process of submitting applications for accreditation to the GWP network. The allocation of office space by the Government to the CAR CWP and its subsequent rehabilitation and equipping demonstrated the increased engagement between the government and the GWP network.

The recruitment of a technical assistant in GWP CAF was not realized as the SC required that this should be an international staff from one of member countries as there are high incidental costs of employing an international staff according to Host Institution HR policy.

The Early Warning System project developed with the Lake Chad Basin Commission (LCBC) has been adopted by the "Africa Adaptation Initiative (AAI)" as one of its flagship projects. The project has been presented by LCBC executive secretary at AAI donor roundtable in New York in September 2018.

GWP CAf has continued to support the role of youth and women in water resources management. Following the launch of the Water and Climate Network of Youth Organizations of Central Africa (RECOJAC) in November 2017, GWP CAf, in collaboration with UNESCO, has continued supporting the uptake of the network, in particular by hosting its Coordinator in its regional office and supporting activities of the network. GWP CAf has also put in place of Young Female Water Professionals programme and has recruited 5 young professionals (one, RECOJAC coordinator, in the Regional office + 4 in the CWPs).

The year will be crowned with the signing of a formal MoU with the LCBC. The MoU planned with CICOS will now instead be an update of the convention signed between GWP CAfTAC and CICOS in 2005.

Challenges, lessons learned and recommendations:


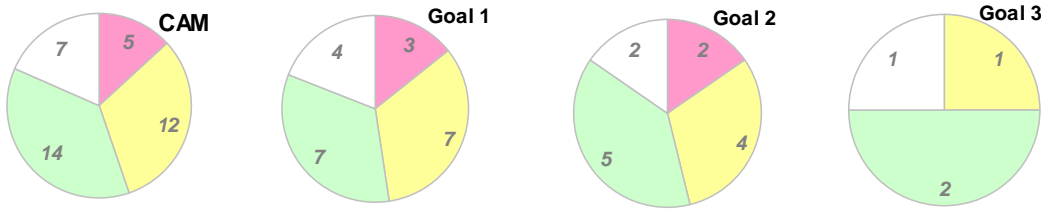
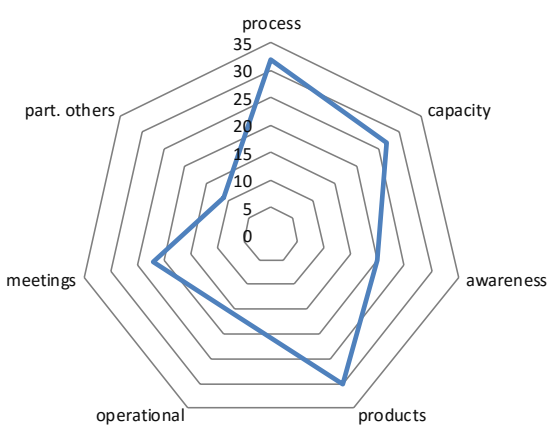
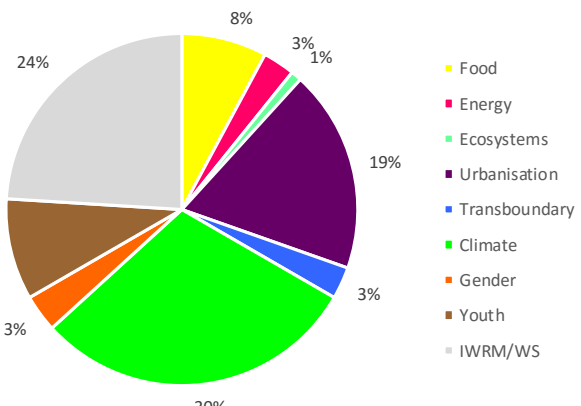
- The process of recruiting a technical assistant was suspended due to high associated costs for an international staff according to Host Institution Human Resource policy. This affected negatively delivery of 2018 work plan as it limited the secretariat capacity to respond to GWP CAf commitments. Subsequently, we need more information and clarity from Host Institution;
- The current Host Institution fees are quite high, and when added to cost recovery issues GWP CAf finds itself spending very high for financial and administrative management than the HI fees. Moreover, for over two years now, the Host Institution has been reluctant to establish a bank account with GWP CAf on the name to facilitate visibility and fundraising activities for GWP. We thus recommend that the current Host Institution will need to be changed at the end of current Host Agreement, and the administrative and financial management model for GWP be analysed and modified;
- Change in CWPs boards (especially the chairs) impacted negatively on results as new chairs need time to understand how GWP network, and especially the CWPs function. This has resulted in delays in implementation of activities.
- The process of rebranding the institutional image of GWP CAf is progressing well, as CWPs have become more active, and mandated institutions are formalising their engagement with GWP CAf;
- Engagement with Technical and Scientific Committee was a cheap and useful strategy for backstopping the secretariat with technical work. However, they need to be engaged early in the year, and their tasks clearly defined;
- Engagement with mandated regional institutions is critical and useful as demonstrated by the funding agreement with UNICEF for the elaboration of a resource mobilisation strategy for the Central Africa Regional IWRM plan. This was the result of GWP CAf strategic alliance with ECCAS through a MoU in 2017, and sustained relationship building with ECCAS water division;
- The transaction costs of managing the Sao Tome CWP from the Regional Host has been high, and thus resulted in decision with GWPO to increase financial autonomy of STP CWP through the installation and operationalisation of an accounting software in STP CWP secretariat.

GWP Annual Progress Review for 2018

Ind. Ref.	Indicator	2018 targets ²⁸	2018 Results
I1	No. of people benefiting from improved water resources planning and management	200000	
I2	Total value of investment influenced which contributes to water security and climate resilience through improved WRM & water services	5000000	
O1	No. of policies, plans and strategies which integrate water security for climate resilience <i>and other key issues</i>		
O1g	No. of policies/plans/strategies that have gender mainstreamed in water resource management		
O2	No. of approved investment plans associated with policies, plans and strategies which integrate water security for climate resilience		
O3	No. of agreements/commitments on enhanced water security at transboundary/ regional level influenced.		
O4	No. of investment strategies supporting policies and plans which integrate water security for climate resilience <i>and other key issues</i>	1	
O5	No. of enhanced legal frameworks / policies / strategies integrating water security for climate change <i>and other key issues</i> facilitated by GWP		
O6	Gender: Percentage of women and girls benefiting from interventions to improve water security (min %).		
O7	Youth: No. of youth organizations involved in partnerships and decision-making bodies	1	5
OT1.1	Recognition of GWP contribution to the post-2015 development agenda measured by number of acknowledgments in official documents	1	
OT1.2	No. of regional organisations supported in developing agreements/commitments /investment options and tools that integrate water security and climate resilience <i>and other key issues</i>	1	5
OT1.3	No. of national organisations supported in developing legal frameworks / policies / strategies, sectoral and development plans- integrating water security and climate resilience <i>and other key issues</i>	2	2
OT1.3g	No. of national/subnational organisations supported in integrating gender perspectives into water resource management policies/plans/legal frameworks		
OT1.4	No. of organisations (all levels) supported in the development of investment strategies supporting policies and plans which integrate water security for climate resilience <i>and other key issues</i>		
OT1.5	No. of countries supported in the development of capacity and projects to access climate and climate-related finance to improve water security.	2	3
OT1.6	No. of demonstration projects undertaken for which innovation has been demonstrated		
OT1.6g	No. of initiatives/demo projects specifically targeting gender issues		
OT1.7	No. of documents produced outlining the lessons from GWP demonstration projects and a plan for replicating solutions	1	1
OT1.8	No. of beneficiaries supported in demonstration projects on water security and climate resilience undertaken		
OT2.1	No. of government institutions/other stakeholders with demonstrably enhanced capacity to integrate water security and climate change <i>and other key issues</i> in the design and implementation of policies, plans & projects		
OT2.1g	No. of capacity building and professional development workshops/initiatives with a significant focus on women and youth	1	1
OT2.2	No. of south-south lesson learning & knowledge transfer initiatives with commitments for step-wise follow up	1	
OT2.3	No. of media features on water security for climate change <i>and other key issues</i> . All media including radio, television, print, internet.	6	10
OT2.4	Number of publications, knowledge products (including strategic messages) and tools for water security for climate resilience <i>and other key issues</i> developed and disseminated	1	1
OT2.4g	No. of publications and knowledge products that have a prominent gender perspective incorporated		
OT2.5	User satisfaction across knowledge products and services produced, managed and disseminated by GWP.		
OT2.6	No. of joint global/regional activities by GWP, development banks and other multilateral agencies integrating water security with climate <i>and other key issues</i> , leading to demonstrable follow-up actions.	1	2
OT3.1	Implementation of Results Framework & associated M&E across the GWP network.		
OT3.2a	Increased financial performance across all Regional and Country Water Partnerships – Locally raised funds.	400000	53000
OT3.2b	Increased financial performance across all Regional and Country Water Partnerships – In kind contributions.	200000	

²⁸ As included in the GWP 2018 Workplan
December 2018

3.1.4 Central America

Progress Report (elements)		Central America								
IMPACT (Socio-Economic Benefits)		CAM	REG	TB	Costa Ric	El Salvado	Guatemal	Honduras	Nicaragua	Panama
	Value Added (proxy €):									
	Beneficiaries (NB):									
	Investments (leverage):	2.2M								
	Value Added (proxy €):									
	Beneficiaries (NB):									
OUTCOMES (Water Governance Systems)		CAM	REG	TB	Costa Ric	El Salvado	Guatemal	Honduras	Nicaragua	Panama
	A Policies	5	4	0	1	0	0	0	0	0
	B Institutional roles	4	1	0	0	0	1	2	0	0
	C Management Instruments	5	1	0	0	2	0	1	0	1
	Total	14	6	0	1	2	1	3	0	1
	A Policies									
	B Institutional roles									
	C Management Instruments									
	Total									
	PROGRESS MARKERS (Actors influenced)									
Something can be reported about the boundary actor, mostly in terms of connection / interest / participation to GWP activities (10%)									/	
A change process is identified while not fully implemented; the discussion of the link to GWP activities is worth reporting (50%)									+	
A significant change can be reported; the discussion of the different influences/ processes leading to this change is worth reporting, including the link to GWP activities (90%)									++	
OUTPUTS/ACTIVITIES (Proxy)	Number of hits by activity type					Proportion of hits by theme				
										
INPUTS (Budgets)		CAM	REG	TB	Costa Ric	El Salvado	Guatemal	Honduras	Nicaragua	Panama
	Budget (€):									
2014-todate										
Budget (€):										

GWP Annual Progress Review for 2018

CAM	
WORKPLAN 2018 (Highlights)	PROGRESS 2018
<p>Highlight 1</p> <ul style="list-style-type: none"> A Water and Gender meeting at regional level is organized in coordination with CAPNET, to promote the inclusion of water as a strategic issue in gender related activities at regional and national level. 	<p>The Workshop was postponed for 2019, because of the delays in the implementation of activities in the last two quarters of the year related to the change of Host Institution.</p>
<p>Highlight 2</p> <ul style="list-style-type: none"> The IWRM technical committee of the Water Directors has a work plan under implementation, which has been approved by the Ministries Councils of the CCAD. 	<p>The IWRM technical committee has a work plan under implementation that was socialized with the Ministers of Environment. At the beginning of December, a meeting to evaluate the implementation of the plan and prioritize activities to be implemented in 2019 is going to be carried out.</p>
<p>Highlight 3</p> <ul style="list-style-type: none"> At least 2 case studies for the Toolbox are going to be prepared during 2018. 	<p>The funds that were budgeted to prepare the case studies were used to support the Toolbox Workshop held in Panama at the end of July. Although, we have an intern who is preparing the two case studies.</p>
CRITICAL ASSESSMENT	
<p><u>Analysis of planned vs. achieved:</u> In general, we implemented the activities according to what was originally planned, except for the Water and Gender Workshop that was postponed for 2019.</p> <p><u>Challenges, lessons learned and recommendations:</u> the change of host was a challenge, due the time needed to adjust to new management and procurement procedures and formalize the agreements with the CWP's HI. The latter had an impact in the implementation of our work plan, delaying the start of some of our activities and having to postponed others.</p>	

GWP Annual Progress Review for 2018

Ind. Ref.	Indicator	2018 targets ²⁹	2018 Results
I1	No. of people benefiting from improved water resources planning and management		
I2	Total value of investment influenced which contributes to water security and climate resilience through improved WRM & water services		
O1	No. of policies, plans and strategies which integrate water security for climate resilience <i>and other key issues</i>	1	1
O1g	No. of policies/plans/strategies that have gender mainstreamed in water resource management		
O2	No. of approved investment plans associated with policies, plans and strategies which integrate water security for climate resilience		
O3	No. of agreements/commitments on enhanced water security at transboundary/ regional level influenced.	1	1
O4	No. of investment strategies supporting policies and plans which integrate water security for climate resilience <i>and other key issues</i>		1
O5	No. of enhanced legal frameworks / policies / strategies integrating water security for climate change <i>and other key issues</i> facilitated by GWP	1	
O6	Gender: Percentage of women and girls benefiting from interventions to improve water security (min %).	50%	40%
O7	Youth: No. of youth organizations involved in partnerships and decision-making bodies		2
OT1.1	Recognition of GWP contribution to the post-2015 development agenda measured by number of acknowledgments in official documents		
OT1.2	No. of regional organisations supported in developing agreements/commitments /investment options and tools that integrate water security and climate resilience <i>and other key issues</i>	4	4
OT1.3	No. of national organisations supported in developing legal frameworks / policies / strategies, sectoral and development plans- integrating water security and climate resilience <i>and other key issues</i>	4	10
OT1.3g	No. of national/subnational organisations supported in integrating gender perspectives into water resource management policies/plans/legal frameworks		
OT1.4	No. of organisations (all levels) supported in the development of investment strategies supporting policies and plans which integrate water security for climate resilience <i>and other key issues</i>		
OT1.5	No. of countries supported in the development of capacity and projects to access climate and climate-related finance to improve water security.		
OT1.6	No. of demonstration projects undertaken for which innovation has been demonstrated	2	1
OT1.6g	No. of initiatives/demo projects specifically targeting gender issues	1	1
OT1.7	No. of documents produced outlining the lessons from GWP demonstration projects and a plan for replicating solutions	1	1
OT1.8	No. of beneficiaries supported in demonstration projects on water security and climate resilience undertaken		400
OT2.1	No. of government institutions/other stakeholders with demonstrably enhanced capacity to integrate water security and climate change <i>and other key issues</i> in the design and implementation of policies, plans & projects	10	20
OT2.1g	No. of capacity building and professional development workshops/initiatives with a significant focus on women and youth	1	1
OT2.2	No. of south-south lesson learning & knowledge transfer initiatives with commitments for step-wise follow up	1	2
OT2.3	No. of media features on water security for climate change <i>and other key issues</i> . All media including radio, television, print, internet.		
OT2.4	Number of publications, knowledge products (including strategic messages) and tools for water security for climate resilience <i>and other key issues</i> developed and disseminated	1	1
OT2.4g	No. of publications and knowledge products that have a prominent gender perspective incorporated	1	2
OT2.5	User satisfaction across knowledge products and services produced, managed and disseminated by GWP.		
OT2.6	No. of joint global/regional activities by GWP, development banks and other multilateral agencies integrating water security with climate <i>and other key issues</i> , leading to demonstrable follow-up actions.	1	2
OT3.1	Implementation of Results Framework & associated M&E across the GWP network.		
OT3.2a	Increased financial performance across all Regional and Country Water Partnerships – Locally raised funds.		200 000
OT3.2b	Increased financial performance across all Regional and Country Water Partnerships – In kind contributions.	6	

²⁹ As included in the GWP 2018 Workplan December 2018

3.1.5 Central and Eastern Europe

Progress Report (elements)		Central & Eastern Europe										
IMPACT (Socio-Economic Benefits)		CEE	REG	TB	Bulgaria	Czech Re	Estonia	Hungary	Latvia	Lithuania	Moldova, Re	
	Value Added (proxy €):											
	Beneficiaries (NB):											
	Investments (leverage):	420M										
		Poland	Romania	Slovakia	Slovenia	Ukraine						
	Value Added (proxy €):											
OUTCOMES (Water Governance Systems)		CEE	REG	TB	Bulgaria	Czech Re	Estonia	Hungary	Latvia	Lithuania	Moldova, Re	
	A Policies	5	1	2	1	0	1	0	0	0	0	
	B Institutional roles	3	1	0	0	0	0	0	0	0	0	
	C Management Instruments	8	2	2	0	0	0	1	0	1	0	
	<i>2014-to date</i>	Total	16	4	4	1	0	1	1	0	1	0
		Poland	Romania	Slovakia	Slovenia	Ukraine						
	A Policies	0	0	0	0	0						
	B Institutional roles	0	0	0	0	2						
	C Management Instruments	0	0	1	0	1						
	<i>2014-to date</i>	Total	0	0	1	0	3					
PROGRESS MARKERS (Actors influenced)												
	<i>2014-to date</i>	Something can be reported about the boundary actor, mostly in terms of connection / interest / participation to GWP activities (10%)										
		A change process is identified while not fully implemented; the discussion of the link to GWP activities is worth reporting (50%)										
		A significant change can be reported; the discussion of the different influences/ processes leading to this change is worth reporting, including the link to GWP activities (90%)										
OUTPUTS/ACTIVITIES (Proxy)		Number of hits by activity type					Proportion of hits by theme					
	<i>2014-to date</i>											
INPUTS (Budgets)		CEE	REG	TB	Bulgaria	Czech Re	Estonia	Hungary	Latvia	Lithuania	Moldova, Re	
	Budget (€):											
	<i>2014-to date</i>	Poland	Romania	Slovakia	Slovenia	Ukraine						
	Budget (€):											

CEE	
WORKPLAN 2018 (Highlights)	PROGRESS 2018
<p>Highlight 1</p> <ul style="list-style-type: none"> • IDMP CEE in 2018 will address all three pillars of the IDMP Programme: <ol style="list-style-type: none"> a. Monitoring and Early Warning: continue working on establishing and testing one tool - Drought User Service - system which enables more accurate and efficient drought monitoring for the entire Danube region and beyond b. Vulnerability and Impact Assessment: Unification of drought impacts and risk assessment c. Mitigation, preparedness and Response: Overcoming gaps in decision-making processes in drought management; Improve dialogue between the scientific and policy-making communities • Main strategic directions of the IDMP CEE in 2018 are: <ol style="list-style-type: none"> a. Improved preparedness for drought risk management b. Enhanced cooperation of key actors (operational services, decision making institutions, end users) on national and regional level c. Cooperation with regional organizations (DMCSEE, EUSDR, ICPDR, Sava Commission, etc.); connecting “drought initiatives” in the region d. Interregional cooperation (in the frame of IDMP or broader) 	<p>Prototype of the Drought User Service (DUS), an interactive tool for better drought characterisation and early warning over entire region has been developed. On the occasion of 2018 World Day to Combat Desertification and Drought, GWP CEE with the DriDanube partners started to test the prototype of the DUS and constantly growing network of drought impact reporters. Regional drought bulletins are available here.</p> <p>National Reporting Networks are being established to assess vulnerability, risk and impacts – beside Czech Republic and Slovakia where this system is running for longer period and over 300 reporters is already involved; in the frame of DriDanube we have now around 100 reporters (Croatia: 40, Hungary: 30, Slovenia: 25, Romania:10, other Danube countries have 5 or less reporters for now)</p> <p>The review of the policy instruments and their potential to contribute to EU droughts and water scarcity policies has been developed together with the EU Strategy for the Danube region; key EU policies identified to support the future Drought Management Plans. Key actors contributed to the development of the review. The Drought Management Plan was adopted in Slovakia.</p> <p>The results frequently presented within key organizations in the CEE, including the GWP CEE Summer School Water Week in Stockholm, WWF8, ICPDR meetings, etc.</p>
<p>Highlight 2</p> <ul style="list-style-type: none"> • GWP CEE will implement Locally Raised Projects such as DriDanube (Work Package 2 Leader), JOINTISZA (Work Package 6 Leader) and FramWat (Technical Work Package 3 Leader). 	<p>All regional projects are being implemented according to the workplan and respective work packages. The timeline of the projects:</p> <p>JOINTISZA – June 2019 DriDanube – June 2019 FramWat – June 2020 Danube Floodplain – November 2020 PROLINE – June 2019 COST ACTION</p>
<p>Highlight 3</p> <ul style="list-style-type: none"> • GWP Hungary will implement 3-year project proposal for implementing the strategic plan for achieving the SDG-6 and related targets. 	<p>The 3-years project is a work in progress. This initiative was driven from GWPO (PF) however it was weakly coordinated. GWP HUN took a lead and established strong cooperation framework with the Ministry of Interior and signed the Agreement (August 2018) to implement the original workplan. The Report (Situation Analysis) developed and agreed by the Ministry. The</p>

	process involved key stakeholders who were engaged in the project.
<p>Highlight 4</p> <ul style="list-style-type: none"> In cooperation with the International Commission for the Protection of the Danube River, GWP CEE will organize and coordinate international youth completion Danube Art Master 2018 in 12 countries in Central and Eastern Europe. GWP Bulgaria, Hungary and Slovenia will be national organizers. 	DAM 2018 coordinated upon the request and cooperation with ICPDR in 14 countries. 3 CWPs (BG, HUN, SI) are national organizers of DAM.

CRITICAL ASSESSMENT

Analysis of planned vs. achieved:

In spite of heavy administrative burden, all regional projects are conducted on time and in a high quality. The IDMP programme resulted in a successful spin off and acceptance of 4 Interreg projects. GWP CEE involvement in 4 Interreg projects represents the engagement of 96 other organizations of which 39 are the partners at the country level. In each project that GWP CEE is involved in, the lead partner of the project is also a partner of CWPs. Thus, CWPs are fully recognized at the country level. GWP CEE is mostly involved in work packages that relate to stakeholder involvement, communication, public participation. In addition, GWP CEE has a lead role to provide the expertise on drought policy/management – the main assets of the GWP partnership.

A cooperation with ICPDR was enhanced by organization of DAM and also a support of the development of the Tisza RBMP (Jointisza). This activity will culminate in 2019. We have also provided input to the ICPDR Climate Change Adaptation Strategy. Another cooperation is with European Centre for River Restoration with whom GWP CEE provides input to the revision of the EU WFD. We also have regular cooperation with EUSDR, especially with Priority Area 4 and 5.

In 2018, a success of the Summer school on IWRM and CC in 2017 was recognized by raising the interest and funding the 2018 Summer School. The 2018 Summer School was “Towards 2030 Agenda: A summer school for climate change, innovation and youth advocacy in water management” and it took place in July 2018 at the Warsaw University of Life Sciences in Warsaw, Poland (GWP CEE partner). Other key support organization was UNESCO WWAP. The Summer School was open to students in existing MSc and PhD water management related programs, especially from universities which are registered GWP partners. The total number of attendees was: 46 MSc and PhD students from 18 countries: Armenia, Bulgaria, Germany, Hungary, Italy, France, Latvia, Lithuania, Poland, Macedonia, Moldova, Montenegro, Romania, Serbia, Slovakia, Slovenia, Ukraine, Trinidad and Tobago. An important part of the Summer School was the Youth Voices – Policy Choices dialogue, which aimed to empower and engage youth in the region who want to make a difference for water and climate. GWP CEE will lead the youth to COP24 (Poland, December).

Importance of GWP CEE was documented in the organization of consultations for SDG (with a specific focus on IWRM target). CWP Slovenia, Hungary, Bulgaria, Ukraine and Slovakia were highly recognized to lead the national assessments for SDG6.5.1.

Challenges, lessons learned and recommendations:

Main challenges regard the institutional governance of the GWP CEE:

- Need to recruit RC
- Need to enhance ToR of all GWP CEE Secretariat staff to meet the work load and administrative requirements of both GWPO and regional projects
- Need to synchronize CWP activities/focus with GWP Strategy and RWP Workplan, and regional projects
- Need to improve cash flow forecast and budget planning

Other challenges:

- all regional projects are in the Danube Region (because of Danube Strategy program). The potential is to extend to Baltic region
- need to strengthen activities in non-EU countries that are not eligible for Interreg funding and/or to seek for different types of funding

GWP Annual Progress Review for 2018

- GWP CEE is successful at regional level to partner with organizations outside of water box (agro) and will continue to target other sectors. This is not a case at country level.
- CWP activities are limited to organization of workshops/ conferences with a limited policy and decision making influence. Some exemption is in GWP HUN, PL and SK.

GWP Annual Progress Review for 2018

Ind. Ref.	Indicator	2018 targets ³⁰	2018 Results
I1	No. of people benefiting from improved water resources planning and management		
I2	Total value of investment influenced which contributes to water security and climate resilience through improved WRM & water services		
O1	No. of policies, plans and strategies which integrate water security for climate resilience <i>and other key issues</i>	1	
O1g	No. of policies/plans/strategies that have gender mainstreamed in water resource management		
O2	No. of approved investment plans associated with policies, plans and strategies which integrate water security for climate resilience		1
O3	No. of agreements/commitments on enhanced water security at transboundary/ regional level influenced.	1	
O4	No. of investment strategies supporting policies and plans which integrate water security for climate resilience <i>and other key issues</i>		
O5	No. of enhanced legal frameworks / policies / strategies integrating water security for climate change <i>and other key issues</i> facilitated by GWP		
O6	Gender: Percentage of women and girls benefiting from interventions to improve water security (min %).	50%	
O7	Youth: No. of youth organizations involved in partnerships and decision-making bodies		5
OT1.1	Recognition of GWP contribution to the post-2015 development agenda measured by number of acknowledgments in official documents		
OT1.2	No. of regional organisations supported in developing agreements/commitments /investment options and tools that integrate water security and climate resilience <i>and other key issues</i>	1	1
OT1.3	No. of national organisations supported in developing legal frameworks / policies / strategies, sectoral and development plans- integrating water security and climate resilience <i>and other key issues</i>	9	9
OT1.3g	No. of national/subnational organisations supported in integrating gender perspectives into water resource management policies/plans/legal frameworks		
OT1.4	No. of organisations (all levels) supported in the development of investment strategies supporting policies and plans which integrate water security for climate resilience <i>and other key issues</i>		15
OT1.5	No. of countries supported in the development of capacity and projects to access climate and climate-related finance to improve water security.	5	8
OT1.6	No. of demonstration projects undertaken for which innovation has been demonstrated	2	3
OT1.6g	No. of initiatives/demo projects specifically targeting gender issues		
OT1.7	No. of documents produced outlining the lessons from GWP demonstration projects and a plan for replicating solutions	1	
OT1.8	No. of beneficiaries supported in demonstration projects on water security and climate resilience undertaken		
OT2.1	No. of government institutions/other stakeholders with demonstrably enhanced capacity to integrate water security and climate change <i>and other key issues</i> in the design and implementation of policies, plans & projects	18	18
OT2.1g	No. of capacity building and professional development workshops/initiatives with a significant focus on women and youth	4	5
OT2.2	No. of south-south lesson learning & knowledge transfer initiatives with commitments for step-wise follow up	2	
OT2.3	No. of media features on water security for climate change <i>and other key issues</i> . All media including radio, television, print, internet.	6	4
OT2.4	Number of publications, knowledge products (including strategic messages) and tools for water security for climate resilience <i>and other key issues</i> developed and disseminated	2	2
OT2.4g	No. of publications and knowledge products that have a prominent gender perspective incorporated		
OT2.5	User satisfaction across knowledge products and services produced, managed and disseminated by GWP.		
OT2.6	No. of joint global/regional activities by GWP, development banks and other multilateral agencies integrating water security with climate <i>and other key issues</i> , leading to demonstrable follow-up actions.		
OT3.1	Implementation of Results Framework & associated M&E across the GWP network.		
OT3.2a	Increased financial performance across all Regional and Country Water Partnerships – Locally raised funds.	246618	232450
OT3.2b	Increased financial performance across all Regional and Country Water Partnerships – In kind contributions.	200000	

³⁰ As included in the GWP 2016 Workplan December 2018

3.1.6 Central Asia and the Caucasus

Progress Report (elements)		Caucasus & Central Asia										
IMPACT (Socio-Economic Benefits)		CAC	REG	TB	Armenia	Georgia	Kazakhstan	Kyrgyzstan	Tajikistan	Uzbekistan		
	Value Added (proxy €):											
	Beneficiaries (NB):											
	Investments (leverage):											
	Value Added (proxy €):											
	Beneficiaries (NB):											
OUTCOMES (Water Governance Systems)		CAC	REG	TB	Armenia	Georgia	Kazakhstan	Kyrgyzstan	Tajikistan	Uzbekistan	Mongolia	
	A Policies	3	0	0	0	1	0	0	1	1	0	
	B Institutional roles	2	0	0	1	0	0	0	0	1	0	
	C Management Instruments	5	1	0	3	0	1	0	0	0	0	
	<i>2014-to date</i>											
	Total	10	1	0	4	1	1	0	1	2	0	
	A Policies											
	B Institutional roles											
	C Management Instruments											
	Total											
PROGRESS MARKERS (Actors influenced)												
	<i>2014-to date</i>	Something can be reported about the boundary actor, mostly in terms of connection / interest / participation to GWP activities (10%) / A change process is identified while not fully implemented; the discussion of the link to GWP activities is worth reporting (50%) + A significant change can be reported; the discussion of the different influences/ processes leading to this change is worth reporting, including the link to GWP activities (90%) ++										
	OUTPUTS/ACTIVITIES (Proxy)		Number of hits by activity type 					Proportion of hits by theme 				
		<i>2014-to date</i>										
	INPUTS (Budgets)		CAC	REG	TB	Armenia	Georgia	Kazakhstan	Kyrgyzstan	Uzbekistan		
Budget (€):												
Budget (€):												

GWP CACENA	
WORKPLAN 2018 (Highlights)	PROGRESS 2018
<p>Highlight 1</p> <ul style="list-style-type: none"> Facilitation packages (knowledge and capacity building) based on innovative IWRM solutions accounting specifics of sub-regions (Caucasus and Central Asia, and Mongolia) delivered by GWP CACENA to national and regional water agencies in all nine countries. That will lead to more effective national policy making process and development progress towards achievement of SDGs, climate change adaptation and increased water security. 	<p>The region of CACENA, is very specific within the GWP family, as well as one leg of RWP is standing in the Europe (Southern Caucasus - three countries) and another in the hearth of Asia (Central Asia – five countries and Mongolia). Knowledge Products produced by GWP CACENA during 2018 aligned not only to core business but also to other programmes (WACDEP for example) and projects in which GWP CACENA is involved. In some cases, there were direct specific requests from National authorities or donor agencies to produce and deliver facilitation packages addressed to specific topics or issues. The main thematic issues for CACENA during 2018 were:</p> <ul style="list-style-type: none"> Irrigated agriculture – water for food security Transboundary dimension (water diplomacy) Water-Energy-Food-Ecosystems Nexus Water and environment/ecosystems Water supply and sanitation –Urban IWRM Water and climate – adaptation and mitigation Others related to water – on specific request <p>Products from GWP CACENA in 2018 were: contribution to National and Regional workshops, round tables, Training courses (face-to-face and web-based), other types of outputs (tools & guidelines, knowledge management portal, web-site), etc.</p> <p>As well as Russian is a common language for nine CACENA countries - RWP has very special activities on translation published GWP’s KPs into Russian and local languages - for dissemination over the CACENA region, and regional products into English - for dissemination over the globe.</p>
<p>Highlight 2</p> <ul style="list-style-type: none"> CACENA key stakeholders increased their capacity for better water management planning and development towards water security in all CACENA countries. GWP CACENA’s knowledge chain will be focused to relevant for CACENA issues and will assist to mobilize proper expertise. 	<p>During 2018 almost all nine CWPs were requested to provide consultations to national and local authorities, and commenting of water policy related documents. Most of events during 2018 at country level supported by CWPs were focusing on awareness raising for IWRM and water security (water security dialogues), and they were welcomed and supported by the governments. GWP CACENA mostly focus efforts to identification of the water related problems and their roots as a basis for finding solutions. In many cases identification problems and their roots for the</p>

	<p>certain basin/country/region is the only half-step. The second half of step – is achievement of mutual understanding and interpretation of those issues by stakeholders. Very often in real life we observe that people are looking to the same problem from different angles, and they always explain their behavior by the most suitable for them arguments.</p> <p>To promote the regional water dialogue for building consensus on water resources development and management in CACENA countries, our RWP has good capacity to do this by providing a so called “competence platform” for various actors (including water, irrigation, energy, ecology) to come together, to understand each other’s interests and priorities, and search for mutually acceptable development options using available information, KPs and learning capacity (data, monitoring and modeling tools, scientific research, etc.). Joint identification of opportunities between different stakeholder groups is instrumental for being able to capitalize on synergies and shared benefits, to address trade-offs and to reconcile different user options.</p>
<p>Highlight 3</p> <ul style="list-style-type: none"> An effective GWP CACENA Network of partners sustained as a neutral platform for water security knowledge promotion. 	<p>GWP CACENA is a network that unites the country water partnerships (CWP), which in their turn unite the Partners in the countries (138 real accredited partners as of July 2018). Regional Council is the main driving force for the GWP CACENA and it was established on 7th December 2006 instead of Regional Technical Advisory Committee (RTAC). The Regional Council includes now one representative from each of nine countries.</p> <p>In accordance with status within GWP family:</p> <ol style="list-style-type: none"> Accredited by GWPO CWPs: Armenia, Georgia, Kazakhstan, Kyrgyzstan, Tajikistan, Mongolia, Uzbekistan Not-accredited by GWPO CWPs: Azerbaijan, Turkmenistan <p>In accordance with juridical status at the country level:</p> <ol style="list-style-type: none"> Officially registered: Armenia, Georgia, Kazakhstan, Kyrgyzstan, Mongolia, Tajikistan and Uzbekistan. Not officially registered (acting as formal network): Azerbaijan, Turkmenistan. <p>GWP CACENA’s so called boundary partners are the following:</p> <ul style="list-style-type: none"> Country water partnerships Host Institute (IWMI) GWPO Secretariat

	<ul style="list-style-type: none"> • CACENA Governments and National Water Authorities • Research and design institutions in water sectors of CACENA countries. • Water-management organizations, water users and local authorities. • Higher education institutions/academia (specialized in hydraulic engineering, agriculture, hydrology, etc.). • Organizations dealing with monitoring of water quantity and quality (meteorological, hydrometric, hydrogeological and land reclamation services, organizations under umbrella of environmental authorities, etc.). • National authorities responsible for Emergency Situations in countries. • National authorities responsible for drinking water supply and sanitation • Organizations responsible for operation of national and regional energy systems. • Non-governmental, private organizations. • International organizations and donors (long list). • Mass media • And many others
--	---

CRITICAL ASSESSMENT

Analysis of planned vs. achieved:
 Still the GWP CACENA has not proper mechanisms to observe who and how uses the GWP’s KPs in the CACENA region. The only CWP’s obliged to observe impact of GWP CACENA work plan activities in their reports using GWP’s Results Framework & associated M&E indicators, but they did that during 2018 with the very inefficient way.

Challenges, lessons learned and recommendations:
 It is not possible to involve all partners – we always should relay to the most active pioneers who act and has advances knowledge on certain issue. In this case, we have to permanently (time to time) update our partners’ mapping. Support is needed - how to do such mapping in the more professional way. We need more support to the country level.

From thematic prospective of the CACENA region – we need more focus to the water diplomacy, ethics aspects of water governance, management and use, to bring some philosophy to water...how to transform knowledge into wisdom.

There was huge work at the regional level in the past to make IWRM concept more practical - there were published a few papers by GWP CACENA. In coming years we have to be focused to SDGs 2030.


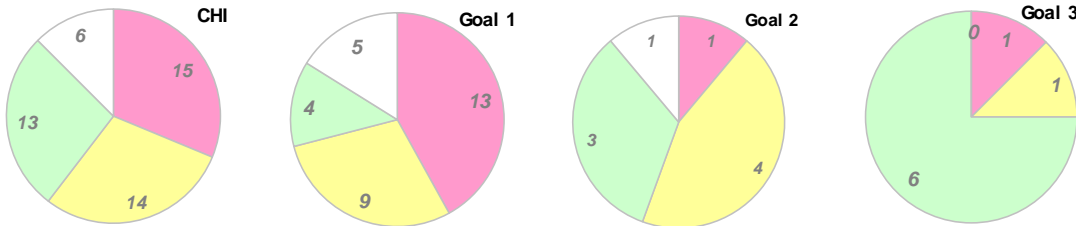
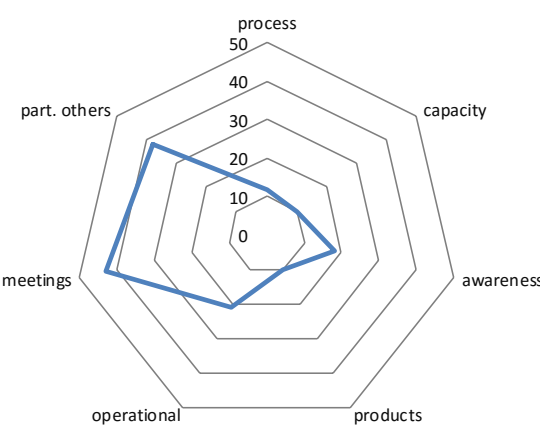
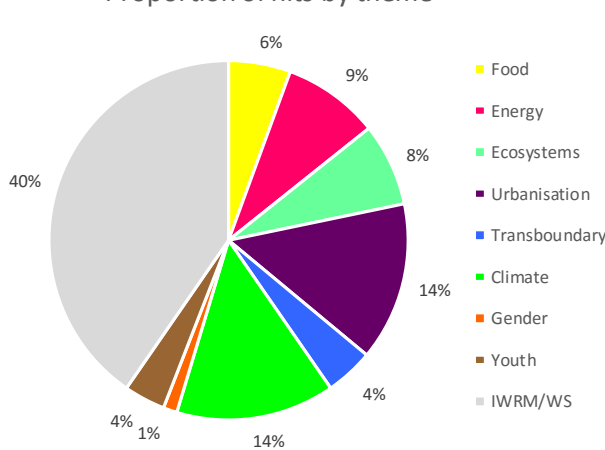
GWP Annual Progress Review for 2018

Ind. Ref.	Indicator	2018 targets ³¹	2018 Results
I1	No. of people benefiting from improved water resources planning and management	9000	
I2	Total value of investment influenced which contributes to water security and climate resilience through improved WRM & water services		
O1	No. of policies, plans and strategies which integrate water security for climate resilience <i>and other key issues</i>		
O1g	No. of policies/plans/strategies that have gender mainstreamed in water resource management		
O2	No. of approved investment plans associated with policies, plans and strategies which integrate water security for climate resilience		
O3	No. of agreements/commitments on enhanced water security at transboundary/ regional level influenced.		
O4	No. of investment strategies supporting policies and plans which integrate water security for climate resilience <i>and other key issues</i>		
O5	No. of enhanced legal frameworks / policies / strategies integrating water security for climate change <i>and other key issues</i> facilitated by GWP		
O6	Gender: Percentage of women and girls benefiting from interventions to improve water security (min %).	30%	
O7	Youth: No. of youth organizations involved in partnerships and decision-making bodies		
OT1.1	Recognition of GWP contribution to the post-2015 development agenda measured by number of acknowledgments in official documents		
OT1.2	No. of regional organisations supported in developing agreements/commitments /investment options and tools that integrate water security and climate resilience <i>and other key issues</i>		
OT1.3	No. of national organisations supported in developing legal frameworks / policies / strategies, sectoral and development plans- integrating water security and climate resilience <i>and other key issues</i>	27	3
OT1.3g	No. of national/subnational organisations supported in integrating gender perspectives into water resource management policies/plans/legal frameworks		
OT1.4	No. of organisations (all levels) supported in the development of investment strategies supporting policies and plans which integrate water security for climate resilience <i>and other key issues</i>		
OT1.5	No. of countries supported in the development of capacity and projects to access climate and climate-related finance to improve water security.	5	
OT1.6	No. of demonstration projects undertaken for which innovation has been demonstrated		
OT1.6g	No. of initiatives/demo projects specifically targeting gender issues		
OT1.7	No. of documents produced outlining the lessons from GWP demonstration projects and a plan for replicating solutions		
OT1.8	No. of beneficiaries supported in demonstration projects on water security and climate resilience undertaken		60
OT2.1	No. of government institutions/other stakeholders with demonstrably enhanced capacity to integrate water security and climate change <i>and other key issues</i> in the design and implementation of policies, plans & projects	27	13
OT2.1g	No. of capacity building and professional development workshops/initiatives with a significant focus on women and youth	9	
OT2.2	No. of south-south lesson learning & knowledge transfer initiatives with commitments for step-wise follow up	1	2
OT2.3	No. of media features on water security for climate change <i>and other key issues</i> . All media including radio, television, print, internet.	9	2
OT2.4	Number of publications, knowledge products (including strategic messages) and tools for water security for climate resilience <i>and other key issues</i> developed and disseminated	13	1
OT2.4g	No. of publications and knowledge products that have a prominent gender perspective incorporated		
OT2.5	User satisfaction across knowledge products and services produced, managed and disseminated by GWP.		
OT2.6	No. of joint global/regional activities by GWP, development banks and other multilateral agencies integrating water security with climate <i>and other key issues</i> , leading to demonstrable follow-up actions.	1	
OT3.1	Implementation of Results Framework & associated M&E across the GWP network.		
OT3.2a	Increased financial performance across all Regional and Country Water Partnerships – Locally raised funds.	180000	
OT3.2b	Increased financial performance across all Regional and Country Water Partnerships – In kind contributions.	9000	

³¹ As included in the GWP 2018 Workplan December 2018

GWP Annual Progress Review for 2018

3.1.7 China

Progress Report (elements)		China				
						
IMPACT (Socio-Economic Benefits)		CHI	REG	TB	China	
	Value Added (proxy €):					
	Beneficiaries (NB):					
	Investments (leverage):	970M				
OUTCOMES (Water Governance Systems)		CHI	REG	TB	China	
	A Policies	10	0	0	10	
	B Institutional roles	0	0	0	0	
	C Management Instruments	13	0	0	13	
	<i>2014-to date</i>	Total	23	0	0	23
	A Policies					
	B Institutional roles					
	C Management Instruments					
		Total				
PROGRESS MARKERS (Actors influenced)	<i>2014-to date</i>					
						
	Something can be reported about the boundary actor, mostly in terms of connection / interest / participation to GWP activities (10%)					
	A change process is identified while not fully implemented; the discussion of the link to GWP activities is worth reporting (50%)					
	A significant change can be reported; the discussion of the different influences/ processes leading to this change is worth reporting, including the link to GWP activities (90%)					
OUTPUTS/ACTIVITIES (Proxy)	<i>2014-to date</i>					
	Number of hits by activity type 		Proportion of hits by theme 			
INPUTS (Budgets)						
		CHI	REG	TB	China	
	Budget (€):					
<i>2014-to date</i>						
	Budget (€):					

CHI	
WORKPLAN 2018 (Highlights)	PROGRESS 2018
<p>Highlight 1</p> <ul style="list-style-type: none"> The focal points from Lang-Mekong member countries interacted water-related tech, governance, knowledge, facilities and regional security on the table of the Lang-Mekong International Cooperation Center mainly underpinned by GWP China, GWP SEA, and GWPO. For effective impacts from the teamwork of GWP China, CACENA, SEA and SAS, it shows that the shared demands of target groups should navigate the objective of GWP's Pan-Asia Cooperation and B&R. 	<p>Through multi-faceted exchanges and discussions, the cooperation among Lang-Mekong Water Resources Cooperation Centre(LMWRCC),GWP, GWP China and GWP SEA has made some periodical and material progress. Multi-stakeholders platform initiated by GWP has been highly affirmed by all the related parties, which will be listed in LMWRCC five year workplan and will be extended to the Lang-Mekong member countries.</p>
<p>Highlight 2</p> <ul style="list-style-type: none"> Knowledge gathering and sharing on the Integrated management of water and soil conservation and the technologies of ecological rehabilitation along the Yellow River can be regarded as an effective channel to promote the IWRM. 	<p>Workshop based on the preliminary survey on the integrated management of water and soil conservation and the technologies of ecological rehabilitation along the Yellow River involved in more than 60 participants from various stakeholders. Some policy suggestions in terms of the principle of IWRM formed by the workshop was submitted to the related governmental departments as the reference for the decision makers, aiming to obtain more fund allocation on water resources management.</p>
<p>Highlight 3</p> <ul style="list-style-type: none"> Following 2017, the SDG 6 platform at national level is active in convening all stakeholders around the table to share knowledge and provide inputs which support the country with both national and international efforts to monitor and achieve SDG 6 and other water-related targets. On one hand, it facilitates UN and national government regarding the SDG 6 integrated monitoring and implementation; and the interaction between those working on the ground and the UN/National Focal Points for the different SDG 6 targets. On the other hand, it plays as a database for information/answers/feedback collection in the regard of the progress objective of each SDG 6 target. 	<p>As the neutral platform, with aim of promoting the realization of SDG related goals, some surveys on SDG 6 target have been carried out by GWP China, analysing the status quo of SDG water-grain-energy related targets in China, combing the gap between SDG and targets, diagnosing the reasons for the gap, and studying the paths and methods for narrowing the gap.</p>
<p>Highlight 4</p> <ul style="list-style-type: none"> Implementing green development concept and promoting river chief system is main task for the water related governments in 2018. GWP China as the facilitator will dedicate to promote the IWRM concept into the policies making process and make further influence during the implementation of the river chief system. 	<p>With the aim of promoting the concept of IWRM into the implementation of river chief system effectively in China, GWP China mainly engaging in actions through three aspects: organising activities for youth river chief volunteers; delivering experts lectures to the related officials and offering policy advices for the governments. Through the activities above, stakeholders from different levels know better about GWP and IWRM.</p>

CRITICAL ASSESSMENT

Analysis of planned vs. achieved:

The plans were achieved via diverse activities in our region. In addition to workshop, we have explored other ways of involving or influencing decision-makers, e.g. publicity campaign, on-site survey, dialogue, face to face discussion with the stakeholders etc. Moreover, with the support of GWP, we have furthered cooperation with other water sectors, which facilitated our role in pushing forward IWRM.

Challenges, lessons learned and recommendations:

Water can be related to many fields. It has developed a key element of other industries not only for water professionals. More organizations or local governments put their attention to water issues and also become strong supporters to water sector. It can be a chance for us to attract more attention or to have less voice if we cannot be further innovative and powerful on a progressively larger stage.

The main challenges and experiences in 2018 can be concluded into two points as following:


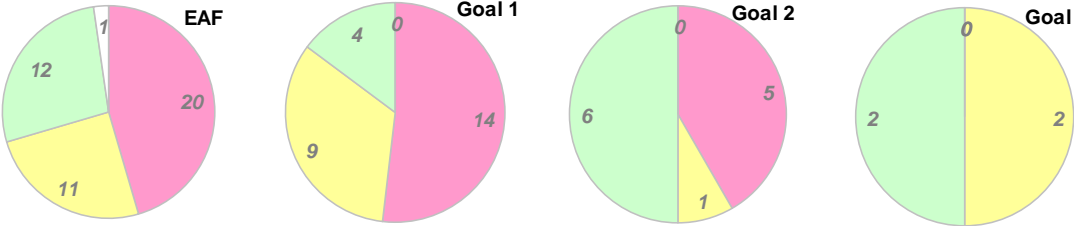
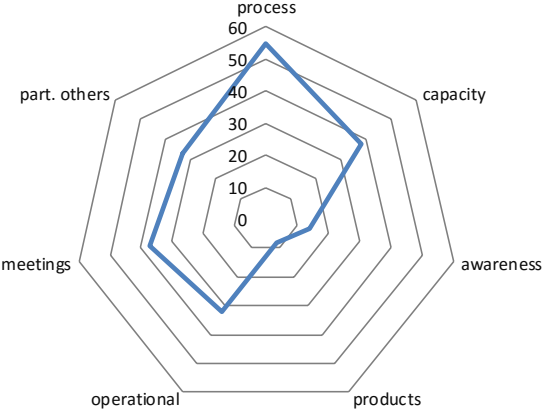
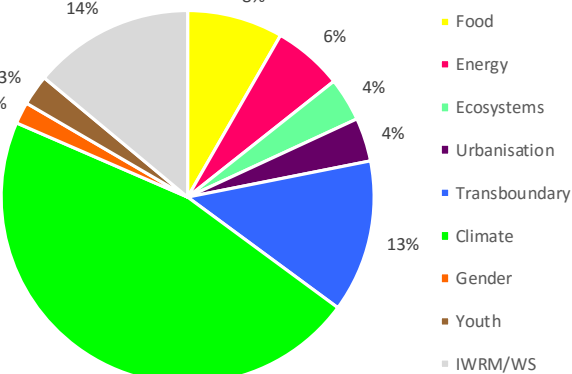
- 1、Strengthening cooperation with other partners and sharing their platforms, resources and experiences will help us to alleviate limited resources and finally achieve our goals.
- 2、 With the addition of new river basin partnership member- GWP China Yangtze River, which certainly will bring the new opportunity at the same time new challenges for GWP China to fulfil its responsibilities.

GWP Annual Progress Review for 2018

Ind. Ref.	Indicator	2018 targets ³²	2018 Results
I1	No. of people benefiting from improved water resources planning and management	40000000	40 000 000
I2	Total value of investment influenced which contributes to water security and climate resilience through improved WRM & water services	120000000	15 000 000
O1	No. of policies, plans and strategies which integrate water security for climate resilience <i>and other key issues</i>	3	2
O1g	No. of policies/plans/strategies that have gender mainstreamed in water resource management		
O2	No. of approved investment plans associated with policies, plans and strategies which integrate water security for climate resilience	1	1
O3	No. of agreements/commitments on enhanced water security at transboundary/ regional level influenced.	2	3
O4	No. of investment strategies supporting policies and plans which integrate water security for climate resilience <i>and other key issues</i>		
O5	No. of enhanced legal frameworks / policies / strategies integrating water security for climate change <i>and other key issues</i> facilitated by GWP	1	1
O6	Gender: Percentage of women and girls benefiting from interventions to improve water security (min %).	60%	55%
O7	Youth: No. of youth organizations involved in partnerships and decision-making bodies	2	2
OT1.1	Recognition of GWP contribution to the post-2015 development agenda measured by number of acknowledgments in official documents	3	3
OT1.2	No. of regional organisations supported in developing agreements/commitments /investment options and tools that integrate water security and climate resilience <i>and other key issues</i>	4	4
OT1.3	No. of national organisations supported in developing legal frameworks / policies / strategies, sectoral and development plans- integrating water security and climate resilience <i>and other key issues</i>	3	4
OT1.3g	No. of national/subnational organisations supported in integrating gender perspectives into water resource management policies/plans/legal frameworks		
OT1.4	No. of organisations (all levels) supported in the development of investment strategies supporting policies and plans which integrate water security for climate resilience <i>and other key issues</i>	4	4
OT1.5	No. of countries supported in the development of capacity and projects to access climate and climate-related finance to improve water security.	5	5
OT1.6	No. of demonstration projects undertaken for which innovation has been demonstrated	1	1
OT1.6g	No. of initiatives/demo projects specifically targeting gender issues		
OT1.7	No. of documents produced outlining the lessons from GWP demonstration projects and a plan for replicating solutions		
OT1.8	No. of beneficiaries supported in demonstration projects on water security and climate resilience undertaken		
OT2.1	No. of government institutions/other stakeholders with demonstrably enhanced capacity to integrate water security and climate change <i>and other key issues</i> in the design and implementation of policies, plans & projects	4	
OT2.1g	No. of capacity building and professional development workshops/initiatives with a significant focus on women and youth	3	3
OT2.2	No. of south-south lesson learning & knowledge transfer initiatives with commitments for step-wise follow up	2	2
OT2.3	No. of media features on water security for climate change <i>and other key issues</i> . All media including radio, television, print, internet.	2	17
OT2.4	Number of publications, knowledge products (including strategic messages) and tools for water security for climate resilience <i>and other key issues</i> developed and disseminated	3	2
OT2.4g	No. of publications and knowledge products that have a prominent gender perspective incorporated	2	2
OT2.5	User satisfaction across knowledge products and services produced, managed and disseminated by GWP.	90%	95%
OT2.6	No. of joint global/regional activities by GWP, development banks and other multilateral agencies integrating water security with climate <i>and other key issues</i> , leading to demonstrable follow-up actions.		
OT3.1	Implementation of Results Framework & associated M&E across the GWP network.		
OT3.2a	Increased financial performance across all Regional and Country Water Partnerships – Locally raised funds.		
OT3.2b	Increased financial performance across all Regional and Country Water Partnerships – In kind contributions.		

³² As included in the GWP 20168 Workplan
December 2018

3.1.9 Eastern Africa

Progress Report (elements)		Eastern Africa										
IMPACT (Socio-Economic Benefits)		EA	REG	TB	Burundi	Eritrea	Ethiopia	Kenya	Rwanda	Sudan	Uganda	
	Value Added (proxy €):											
	Beneficiaries (NB):											
	Investments (leverage):	8.6M										
		Somalia	Djibouti	Egypt								
	Value Added (proxy €):											
OUTCOMES (Water Governance Systems)		EA	REG	TB	Burundi	Eritrea	Ethiopia	Kenya	Rwanda	Sudan	Uganda	
	A Policies	7	0	1	0	0	0	3	1	0	2	
	B Institutional roles	1	0	0	0	0	0	1	0	0	0	
	C Management Instruments	5	0	0	1	0	0	0	0	0	3	
	Total	13	0	1	1	0	0	4	1	0	5	
		Somalia	Djibouti	Egypt								
	A Policies	0	0	0								
	B Institutional roles	0	0	0								
	C Management Instruments	0	0	1								
	Total	0	0	1								
PROGRESS MARKERS (Actors influenced)												
	Something can be reported about the boundary actor, mostly in terms of connection / interest / participation to GWP activities (10%) /											
	A change process is identified while not fully implemented; the discussion of the link to GWP activities is worth reporting (50%) +											
	A significant change can be reported; the discussion of the different influences/ processes leading to this change is worth reporting, including the link to GWP activities (90%) ++											
OUTPUTS/ACTIVITIES (Proxy)	Number of hits by activity type											
												
INPUTS (Budgets)	Proportion of hits by theme											
												
2014-todate		EA	REG	TB	Burundi	Eritrea	Ethiopia	Kenya	Rwanda	Sudan	Uganda	
	Budget (€):											
Budget (€):												

EAF	
WORKPLAN 2018 (Highlights)	PROGRESS 2018
<p>Highlight 1</p> <ul style="list-style-type: none"> Partnership with countries and supporting them in strengthening their capacities to access climate funds through the available mechanisms. For example, Green Climate funds and Adaptation fund 	<p>GWPEA provided training, awareness and capacity building for member countries to access climate funds. These include: Adaptation fund and GCF. The aim was to support countries to raise funds for Water NAPs and priorities identified in the NDCs. Workshop was held in Addis Ababa, where NDAs and officials from the responsible ministries (Climate change department). In addition, CWP responsible persons were invited to participate and contribute on the country on-going processes.</p> <p>Countries such as Kenya and Uganda, have been further supported by WACDEP funds to engage the Ministries of Water in the respective countries to prepare documents to access GCF readiness and preparatory support. For Uganda, the document is in advanced stage and discussions with the NDA (Ministry of Finance) is underway to proceed on necessary steps and clearances for submission.</p> <p>In Kenya, the NDA has advised on undertaking feasibility studies to firm up the climate rationale.</p> <p>GWPEA participated and contributed to a regional workshop held in South Africa, to advance proposal writing through GCF project facility. The workshop was entitled “Project Preparation on Transformational Climate Resilience Water Project Concepts in Africa for the Green Climate Fund”. The workshop targeted NDAs, DAEs, and ministries in charge of water affairs to discuss/learn how the GCF operations. AfDB and GWP. Deliberations involved all potential GCF support – readiness, PPF and full proposal.</p> <p>At regional level, resource mobilisation is progressing through regional accredited entities i.e. OSS in partnership with GWPEA and support of executing entities in the four countries. Adaptation Fund endorsed the concept note to pave the way for OSS/GWPEA and member countries to move forward on development of full proposal. The plan was put in place and term of reference was prepared.</p> <p>At country level, GWPEA is continuing engagement with the MWE/Uganda on EURECCCA project – through Adaptation Fund</p>
<p>Highlight 2</p> <ul style="list-style-type: none"> Supporting countries in the region to meet their commitments to the global frameworks e.g. the Paris agreements commitments on National Adaptation Planning, Nationally Determined 	<p>GWPEA participated and contributed to NDC partnership workshop (Uganda) and the key output was a NDC partnership plan. Similarly, in Kenya, the KWP was active in the NDC engagement. Overall, the two countries (Kenya</p>

GWP Annual Progress Review for 2018

<p>Contributions as well as contributing to already on-going efforts on SDGs</p>	<p>and Uganda) have produced their NDP partnership plans. These documents outline the key priorities and responsible parties that will coordinate resources to implement the interventions.</p> <p>Regarding SDGs, GWPEA/CWP is supporting SDG 6 processes in Uganda through SDG PF. Significant progress has been made with the task teams currently determining the baselines for the SDG 6 targets. Several capacity/ cross-learning meetings have been organised and supported by GWPEA to continue the momentum initiated during the GEMI piloting exercise.</p>
<p>Highlight 3</p> <ul style="list-style-type: none"> Strengthening the Country Water Partnerships to raise resources and increase their sustainability 	<p>WACDEP/IDMP/CORE funds disbursed to CWPs are catalytic funds. The aim is to use the available resources to cause multiplier effect. Throughout 2018, In one way or the other funds have been linked to resource mobilisation and sustainability of already started interventions. To ensure that funds are properly targeted, the RWP/CWP focus is on the adopted country development documents e.g. the NAPS, NDCs and National Development plans of the countries. Supporting the priority actions is key and will promote sustainability</p>
<p>Highlight 4</p> <ul style="list-style-type: none"> Support to the Countries in water governance and institutional building will be key catalyst in influencing countries policies 	<p>The main support has been through capacity building. For example, water governance from the transboundary perspective is was well handled through the IWL which targeted conflict resolution on water courses. In addition, the accreditation process has enhanced institutional building, especially of the CWPs. These has enhanced engagement of the mandated institutions at country level to start considering change processes</p>

CRITICAL ASSESSMENT

Analysis of planned vs. achieved:

The 2018 planned activities will be largely achieved. However, it should be noted that, some of the activities are change processes requiring engagement of government institutions. Therefore, delays are expected. The delays may be observed in quarterly planning and reporting, and these will be addressed and mitigated. The Plan for 2019 is through learning lessons from 2018. In 2019, there will be more aggressive intervention to counteract the challenges.

Challenges, lessons learned and recommendations:

- The key challenge remained to be resource mobilization – continue engagement with development partners and regional institutions (IGAD, including strengthening CWPs potentials.
- Active reporting of CWPs on activities and contribution to national policies and plans –
- Continue linkage of CWPs to development partners (national, regional and international), through participating in national events – e.g. KWP
- Expand on KWP example to involve other CWPs in national events
- Continue engaging RSC on strategic issues - RSC to be more coherent and provide guidance and strategic issues – to help on regional and national issues

GWP Annual Progress Review for 2018

- More reach to development partners and ensures GWPEA participation in regional and global event, despite limited resources
- As more funding is flowing to countries mandated institutions, RECs, - move strategically to engage with countries and regional entities (NBI, IGAD, LVBC, AUC, etc.) to provide support and mobilize resources
- Move on action of GWP mapping of development partners interests
- Promote the prepared concept notes, through direct engagement with relevant partners
- There is focus of climate funds. GWPEA is already engaging with the necessary parties to ensure that there is linkage of countries to climate funds e.g. GCF and Adaptation Fund.


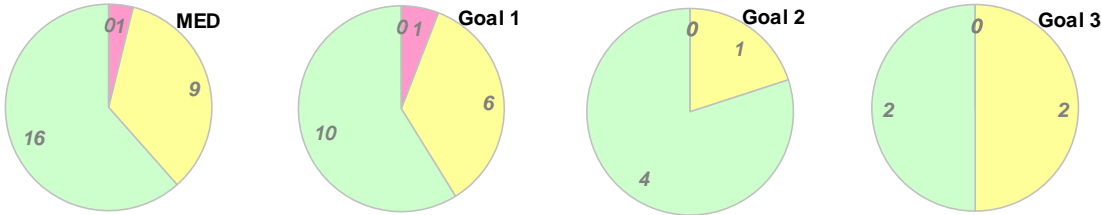
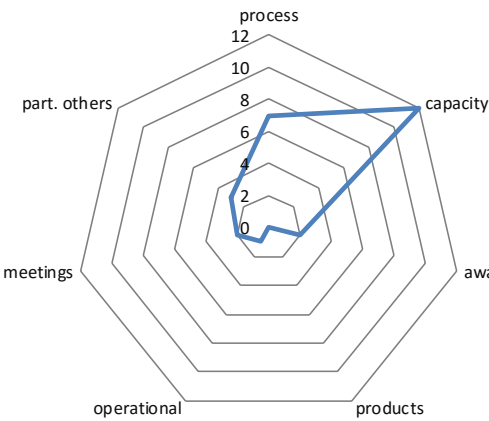
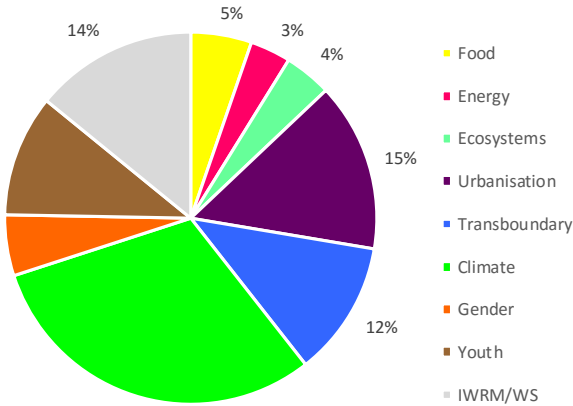
GWP Annual Progress Review for 2018

Ind. Ref.	Indicator	2018 targets ³³	2018 Results
I1	No. of people benefiting from improved water resources planning and management	3000000	3 000 000
I2	Total value of investment influenced which contributes to water security and climate resilience through improved WRM & water services	3000000	2 600 000
O1	No. of policies, plans and strategies which integrate water security for climate resilience <i>and other key issues</i>	2	
O1g	No. of policies/plans/strategies that have gender mainstreamed in water resource management	2	
O2	No. of approved investment plans associated with policies, plans and strategies which integrate water security for climate resilience	1	
O3	No. of agreements/commitments on enhanced water security at transboundary/ regional level influenced.	1	
O4	No. of investment strategies supporting policies and plans which integrate water security for climate resilience <i>and other key issues</i>	1	2
O5	No. of enhanced legal frameworks / policies / strategies integrating water security for climate change <i>and other key issues</i> facilitated by GWP	1	
O6	Gender: Percentage of women and girls benefiting from interventions to improve water security (min %).	20%	50%
O7	Youth: No. of youth organizations involved in partnerships and decision-making bodies	1	
OT1.1	Recognition of GWP contribution to the post-2015 development agenda measured by number of acknowledgments in official documents	2	1
OT1.2	No. of regional organisations supported in developing agreements/commitments /investment options and tools that integrate water security and climate resilience <i>and other key issues</i>	2	2
OT1.3	No. of national organisations supported in developing legal frameworks / policies / strategies, sectoral and development plans- integrating water security and climate resilience <i>and other key issues</i>	2	2
OT1.3g	No. of national/subnational organisations supported in integrating gender perspectives into water resource management policies/plans/legal frameworks	2	1
OT1.4	No. of organisations (all levels) supported in the development of investment strategies supporting policies and plans which integrate water security for climate resilience <i>and other key issues</i>	2	1
OT1.5	No. of countries supported in the development of capacity and projects to access climate and climate-related finance to improve water security.	3	4
OT1.6	No. of demonstration projects undertaken for which innovation has been demonstrated	2	
OT1.6g	No. of initiatives/demo projects specifically targeting gender issues	2	2
OT1.7	No. of documents produced outlining the lessons from GWP demonstration projects and a plan for replicating solutions	3	
OT1.8	No. of beneficiaries supported in demonstration projects on water security and climate resilience undertaken	10000	
OT2.1	No. of government institutions/other stakeholders with demonstrably enhanced capacity to integrate water security and climate change <i>and other key issues</i> in the design and implementation of policies, plans & projects	20	20
OT2.1g	No. of capacity building and professional development workshops/initiatives with a significant focus on women and youth	8	7
OT2.2	No. of south-south lesson learning & knowledge transfer initiatives with commitments for step-wise follow up	1	
OT2.3	No. of media features on water security for climate change <i>and other key issues</i> . All media including radio, television, print, internet.	6	8
OT2.4	Number of publications, knowledge products (including strategic messages) and tools for water security for climate resilience <i>and other key issues</i> developed and disseminated	4	4
OT2.4g	No. of publications and knowledge products that have a prominent gender perspective incorporated	4	4
OT2.5	User satisfaction across knowledge products and services produced, managed and disseminated by GWP	40%	40%
OT2.6	No. of joint global/regional activities by GWP, development banks and other multilateral agencies integrating water security with climate <i>and other key issues</i> , leading to demonstrable follow-up actions.	5	3
OT3.1	Implementation of Results Framework & associated M&E across the GWP network.		
OT3.2a	Increased financial performance across all Regional and Country Water Partnerships – Locally raised funds.	300000	
OT3.2b	Increased financial performance across all Regional and Country Water Partnerships – In kind contributions.	5000	

³³ As included in the GWP 2018 Workplan
December 2018

GWP Annual Progress Review for 2018

3.1.10 Mediterranean ³⁴

Progress Report (elements)		Mediterranean										
IMPACT (Socio-Economic Benefits)		MED	REG	TB	Greece	Lebanon	Morocco	Tunisia	Palestine			
	Value Added (proxy €):											
	Beneficiaries (NB):											
	Investments (leverage):	750M										
	Value Added (proxy €):											
OUTCOMES (Water Governance Systems)		MED	REG	TB	Greece	Lebanon	Morocco	Tunisia	Palestine	Mauritania		
	A Policies	8	3	1	0	1	0	1	2	0		
	B Institutional roles	6	1	2	0	1	0	0	2	0		
	C Management Instruments	9	0	2	1	0	0	5	0	1		
	Total	23	4	5	1	2	0	6	4	1		
	A Policies											
	B Institutional roles											
	C Management Instruments											
	Total											
	PROGRESS MARKERS (Actors influenced)											
Something can be reported about the boundary actor, mostly in terms of connection / interest / participation to GWP activities (10%)												
A change process is identified while not fully implemented; the discussion of the link to GWP activities is worth reporting (50%)												
A significant change can be reported; the discussion of the different influences/ processes leading to this change is worth reporting, including the link to GWP activities (90%)												
<table border="1"> <tr> <td>/</td> </tr> <tr> <td>+</td> </tr> <tr> <td>++</td> </tr> </table>										/	+	++
/												
+												
++												
OUTPUTS/ACTIVITIES (Proxy)	<p>Number of hits by activity type</p> 											
	<p>Proportion of hits by theme</p> 											
INPUTS (Budgets)		MED	REG	TB	Egypt	Morocco						
	Budget (€):											
2014-todate												
Budget (€):												

³⁴ To be updated following final submission December 2018

MED

CRITICAL ASSESSMENT

Analysis of planned vs. achieved:

In 2018, GWP-Med advanced on-going thematic agendas through implementation of multi-year projects while setting into course new actions, at regional, country, local and transboundary levels. New thematic areas were conceptualized, while new partnerships emerged some of which beyond-the-water-box. GWP-Med's human resources stabilized at appx. 25 staff members (a scale first achieved in 2017, and being the highest so far), while additional managerial and financial/administrative procedures and tools were introduced. Overall, 2018 provided a vivid building block in the GWP-Med Work Programme 2017-2019 implementation, while it provided for enlarging the basis for GWP-Med's sustainability beyond 2020.

The majority of objectives set in the GWP-Med Work Plan 2018 were achieved. The enduring political turbulence in the South and East Mediterranean have placed challenges in the smooth conduct of some activities at national and transboundary level and, when concerning the participation of national stakeholders in regional/international events. Furthermore, uncertainty due to social unrest and accumulative impact of forced migration have, at times, caused an (re)orientation of national priorities. Additionally, ongoing reform processes in several countries have translated into frequent institutional restructuring and changes in the composition of government administrations and delegated officers within these, posing an additional challenge in the timely and uneventful implementation of activities. Last, replacement of staff members, and the period until new colleagues taking office, caused delays. Hence, slow progress or even re-structuring of activities were recorded in some cases, without nonetheless hindering considerably the overall implementation of the Work Plan 2018. A number of activities (e.g. part of the Sida Water Matchmaker in MENA Project, ADA Nexus in SEE Project, the 'Water for the City' project and new GEF UNEP MAP SCCF Project), with their budgets, were rescheduled for 2019 after agreement with donors and partners.

Furthermore, a number of additional activities that were not foreseen in the Work Plan 2017 were launched and/or implemented during the year, given the dynamic nature of the organisation and the emerging interest for action by partners and donors.

Among achievements in 2018, we should mention:

- The definition of and agreement on the **UfM Water Agenda's 4 themes** and its **long-term Financial Strategy**, and the articulation and advancement of the respective **thematic Work Plans 2018-19**. The UfM Water Agenda was mandated by the UfM Ministerial Meeting on Water (4/2017, Malta) establishing a **joint vision** for water security in the Mediterranean towards **2030**, and providing **new impetus to regional and country action for IWRM**. In 2018, GWP-Med **facilitated and technically serviced** the range of activities in the process, including through provision of technical expertise and organisational support for drafting the UfM Water Agenda's long-term Work Programme based on its 4 focus themes and delivering its Financial Strategy. The mandated UfM Water Expert Group (WEG – at the level of country Water Directors) and adjutant thematic Task Forces were assisted for linking capacities and financial resources towards defining and addressing UfM countries' priorities. GWP-Med technically facilitated the themes of **Water-Energy-Food-Ecosystems Nexus** and of **Water-Employment-Migration** as well as the **Financial Strategy of the UfM Water Agenda**. It also assisted the themes on **WASH** and on **Climate Change Adaptation**. Activities were supported by the Sida Med Water Matchmaker Project, WACDEP MED, and a UfM Technical Assistance Project.
- Advancements in the implementation of the **Nexus agenda of the 'SEE 2020 Strategy: Towards European Integration'**. GWP-Med, being responsible for the SEE 2020 Strategy action-lines related to **Water** and to the **Nexus**: participates in the coordination board of the SEE2020 strategy; provides, along with REC, technical support to the RCC and the Regional Working Group on Environment (comprised of SEE country representatives) that are responsible for the implementation of the Strategy's Dimension Environment; assists in exploring possibilities for the initiation of a political process for enhancing transboundary collaboration in SEE etc. In 2018, contributions to the SEE 2020 Strategy included the elaboration of the **Nexus in SEE Assessment**, identification of and agreement on priority basins for **transboundary Nexus Assessments**, facilitation of **SEE multi-stakeholder dialogue** on the Nexus (e.g. Regional Roundtable, 10/2018, Skopje), etc. Activities were supported

by the ADA Nexus in SEE Project, the GEF UNESCO IW:LEARN Project and the UBA Nexus Project. This Nexus action line is replicable in other areas of the Mediterranean and beyond.

- Advancements in the implementation of the **Nexus agenda in the North Western Sahara Aquifer System** through the basin's Nexus Assessment, related multi-stakeholders consultations and capacity building activities as well as elaboration of options for enhanced institutional settings for the management of the aquifer and selection of the most suitable among these by the riparian countries. Activities are supported by the Sida Med Water Matchmaker Project.
- Advancements in **servicing the Memorandum of Understanding (MoU, 2011) and the Action Plan for the management of the transboundary Drin River Basin**. GWP-Med provides a central facilitating role as Secretariat of the formal Drin Core Group (acting as de facto joint commission for the Drin Basin management); under this role it coordinates key projects in close collaboration with partners including UNECE. In 2018, GWP-Med assisted **policy making**, deepened on **knowledge building** and **raised capacity** on IWRM, pollution control and flood management. More than 150 stakeholders (institutions, academia, organizations, civil society) were mobilized through related activities. Activities were primarily supported by the large-scale GEF UNDP Drin Project. Among others, a project proposal on **flood management** was elaborated and submitted under UNDP's lead to the **Adaptation Fund**.
- Advancements on **servicing climate change adaptation objectives in North Africa and the entire Mediterranean**, including through assisting **Mauritania** authorities to prepare a national proposal to the **Green Climate Fund**, to prepare an action plan for the reinforcement of the water evaluation & monitoring system in collaboration with UNICEF, and raising capacities of Mauritanian stakeholders including youth on **climate risk evaluation** and action planning through project preparation; assessing, validating and building capacity on **drought impacts** in **Tunisia** in collaboration with the International Centre for Biosaline Agriculture (ICBA) as well as implementing youth-focused activities on climate issues and; assisting countries capacities on financing water related adaptation projects for the implementation of **NDCs and SDGs** through debating challenges, perspectives and opportunities, and; launching of a process in assistance to Mediterranean countries for assessing and accessing international **climate financing for the coastal and marine areas in the UNEP MAP framework**. Activities were supported by WACDEP North Africa, the ICBA Regional Drought Management System for Middle East & North Africa (MENA-RDMS) Project, the Sida Med Water Matchmaker Project and the GEF UNEP MAP SCCF Project.
- The successful conclusion of the **Non-Conventional Water Resources (NCWR) Programme** (2014-2018), and the advancement of the **Integrated Urban Water Resources Management (IUWRM) agenda**. In 2018, these included 5 **demo applications** in Med islands, 3 small scale **blue/green urban applications** and 1 **ICT** application for sustainable irrigation. A **Technical Guide** on NCWR technologies was elaborated, an **NCWR module for IUWRM** online training was prepared, and **awareness raising campaigns** including for tourists, were implemented. The end of the 5-year NCWRM Programme was marked by the elaboration of the anniversary **'NCWR 10 Years of Impact' publication and international events**, including a regional NCWRM conference (5/2018, Malta), a WWW event (8/2018, Stockholm). In these, more than 120 demo applications in 38 water-challenged communities across 4 countries were celebrated, demonstrating how NCWR can be utilised to bridge the water deficit and contribute to climate change adaptation, through the revival of traditional practices and the application of innovative solutions. Furthermore, the **'Water for the City' Project** entered its technical implementation phase with the optimization of the urban dam of the city of Alexandroupolis, Northern Greece, been under progress. Activities were supported by related CSR Projects of the Coca-Cola Foundation. Fundraising for the NCWR Programme continuation is on-going.
- The continuation of the **Governance & Financing for the Mediterranean Water Sector** agenda, addressing aspects of sustainable financing of water services, including through Private Sector Participation (PSP). In 2018, prioritization and engagement activities for the Lebanese banking sector towards financing water infrastructure continued, offering a replicable case that took further steps in Jordan. Exploration of fundraising options are ongoing, while the UfM framework and practical assistance have been key, including as governance & financing have been included as

horizontal issues in the UfM Water Agenda. A publication presenting the results of the previous phase (concluded in 2017) and lessons learned was produced and widely disseminated as a knowledge management product. Furthermore, GWP-Med signed (8/2018) an MoU with the Tunisian Ministry of Agriculture, Hydraulic Resources & Fishery to advance overall ongoing & future collaboration, including in the Governance & Financing work line.

- The promising building up of the **Water-Employment-Migration agenda, including with a focus on Gender and Youth**, as an upcoming flagship agenda for GWP-Med. Conceptualization, detailed action planning, and partners engagement, will be followed by fundraising exploration. The Water-Employment-Migration is one of the four focus themes agreed by countries within the UfM Water Agenda, to be technically facilitated by GWP-Med. Co-operation has been established with the Center for Mediterranean Integration/World Bank on the Water-Migration agenda, including through the Mediterranean Youth for Water Network (MedYWAT) and with UNESCO WWAP on the Water-Employment agenda. Activities are supported by the Sida Med Water Matchmaker Project.
- The ongoing facilitation of interested Mediterranean countries for **exploring potential accession to the UNECE Water Convention**, assisting the Convention's Secretariat. Lebanon, Jordan, Iraq and Tunisia have been assisted with targeted activities until now, with the provision for follow up actions which rely entirely on the discretion and decision of the national administrations. From the above countries, Jordan seems to be more advanced in the process and pointing positively to the possibility of accession. Activities are supported by the Sida Med Water Matchmaker Project.
- The advancement of the **Gender agenda**, focusing on gender mainstreaming in all key thematic agendas through their servicing projects, like on Nexus, Transboundary Water Resources Management, Climate Change Adaptation and Water-Employment-Migration.
- The successful coordination and organisation for the third consecutive year of the **MENA Focus events during the 2018 World Water Week in Stockholm**, which was well-attended and substantial on discussions and messages. Focus was on 'Benefits for Ecosystems and Wetlands through the Nexus', in collaboration with Wetlands International and supported by the MAVA Foundation, debating on developments and issues of particular interest for the countries of the Middle East and North Africa. As of 2016, the MENA Focus is steadily included in the Week's official programme, alongside the Regional Days for Africa, Asia and Latin America. GWP-Med has been selected and serves as the overall coordinator for these MENA Focus events, in partnership with a number of regional organisations and institutions. GWP-Med was also an active contributor at the **World Water Forum 2018**, in Brazilia.

Challenges, lessons learned and recommendations:

- Water resources management in the region remains challenging: natural conditions are unfavourable, governance settings need to be further attuned to needs, and there is insufficient financing. The enduring socio-political challenges, which are at a stage of crisis in some countries, are not of assistance for focusing and tangibly advancing on regional cooperation. Among others, frequent changes in public administrations create operational obstacles in advancing planning and action. However, countries are taking steps and several defined agendas are advancing.
- Governments clearly state the need for collaboration and raise demand for regional action to assist them tackle issues. Regional institutions, like UfM and UNEP MAP, facilitate development of competent regional water and climate change agendas. However, some processes continue facing obstacles which, in the best case, translate on delays. This is retrofitting a fatigue that is not helpful for promoting regional initiatives. Often, substantial difficulties originate from a relatively small number of countries based on highly political matters, for which resolution is often proven to be difficult, demonstrating the high political contents of the water agenda in the region. The politically cumbersome process towards the UfM Ministerial Conference on Water is a profound proof of these. However, these, by no means, reduce the importance and contribution of regional cooperation, including as potential game changer for a number of matters that are difficult to tackle through sole national initiatives. This is true not only on purely water-related matters, but also on cross-cutting issues like gender, equity, human rights and poverty.

- It is interesting that some regional cooperation processes can reach, remarkably conveniently, agreement on key guiding documents, like strategies and action plans, while they then face difficulty in securing donors' engagement. At the same time, it is observed that other regional processes, that may have greater potential with the donors thus stimulating political interest, face obstacles in securing political agreement on strategic documents and ways forward. Overall, water financing, through the range of options including private sector participation, is of high interest to countries.
- Transboundary cooperation in the MENA is a politically loaded and, often, technically cumbersome agenda. This is the case even in transboundary water bodies where collaboration is on-going for long and coordination mechanisms are in place. Despite difficulties, or even because of these (since they provide a reality check by bringing up the actual diversity of views and interests), there is high scope to continue investing on activities in assistance of promoting transboundary cooperation. Sharing of related experiences from other parts of the globe and the Mediterranean, particularly from Southeastern Europe, provides a valid tool for enhancing common understanding.
- Implementation challenges usual to GWP-Med (i.e. headcount compared to the range and size of activities, limited funding for administration, multiple levels and lines of reporting and auditing processes, challenging co-financing obligations particularly with UN projects, geographic and/or cost eligibility limitations of certain funding sources, low capacity of some projects' partners to cope with needs and requirements, etc.) were encountered substantially also during 2018. Efforts to tackle these are on-going, however the largely project-based content of the GWP-Med work plan is not of assistance. Still, basket-funding (other than the valuable GWP Core Funding contribution) is a particularly difficult option for the Mediterranean realities given the unavailability of related donors' budget lines.
- There is high interest by countries on 'out-of-the-water-box' agendas which reflect the evolution of integrated concepts like the water-energy-food-ecosystems nexus, and/or high needs like the water-youth employment-migration agenda. Similar is with more established agendas, like the climate change adaptation in the coastal and marine areas, but with a focus on addressing the new climate change funding tools. Given a shared demand for 'less on paper, more on the ground' these agendas need to demonstrate capacity to fundraise as well as early practical results, including through applied solutions at local level, during implementation to keep countries' attention and become useful agents of change. GWP-Med works in that direction through the regional thematic programs under development. Efforts are focused on developing content tailored on countries needs and on securing tangible operational and funding synergies that will allow ownership and capacities.
- Human resources management continued demanding with the GWP-Med Secretariat reaching 25 full-timers based in 7 locations (Athens, Beirut, Ohrid, Podgorica, Pristina, Tirana and Tunis), and a large number of other external short-term technical experts. An internal process on enhancing modes of the GWP-Med Secretariat operations was established, including further definition of responsibilities, more effective function of reporting and accountability lines, consistent monitoring of progress and performance, automatization of procedures according to ISO and an upgrade of the accounting software, reporting and norms.
- The estimated 2019 budget follows the up-curve of the past few years and is the highest since GWP-Med's establishment (2002) while it marks a doubling-plus of the usual annual budget. Fund-raising efforts will consistently continue in 2019.


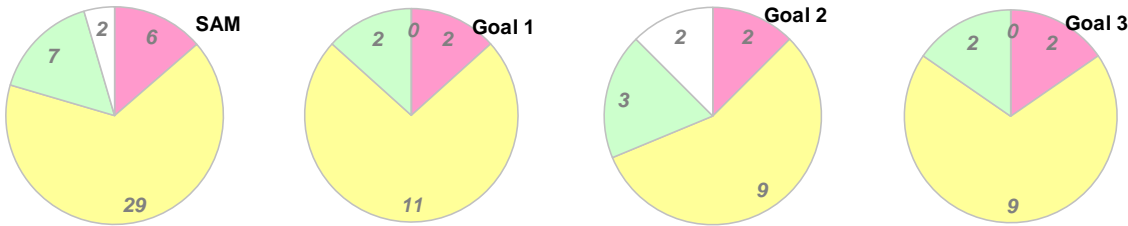
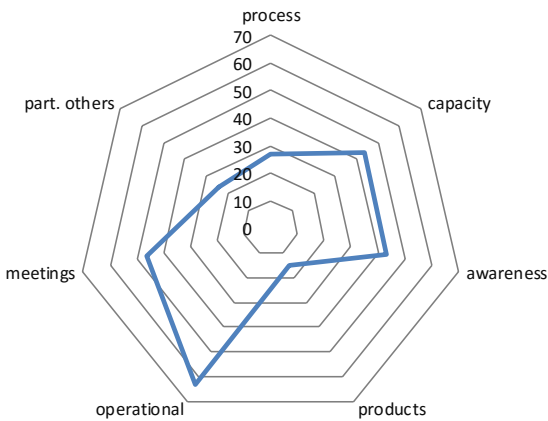
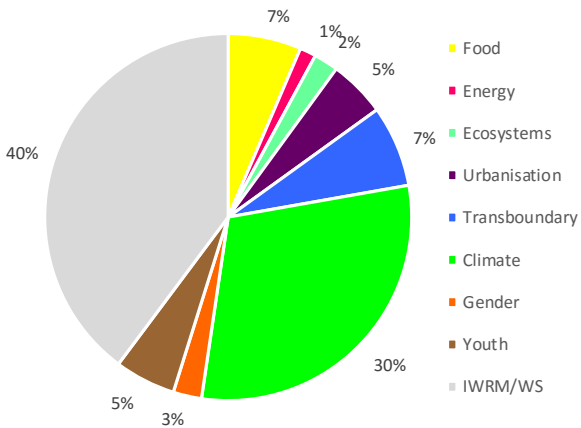
Opening and/or delving further into on-going themes, including governance and financing including private sector participation and water integrity, transboundary water resources management, water-food-energy-environment nexus, climate change adaptation, non-conventional water resources, integrated urban water resources management, IWRM/ICZM (Source-to-Sea), etc, will continue. Furthermore, the GWP SDG Support Facility as well as the Water-Employment-Migration would create new niches for GWP-Med at national and regional levels. Gender and Youth is in focus in most of these thematic lines of GWP-Med action.

GWP Annual Progress Review for 2018

Ind. Ref.	Indicator	2018 targets ³⁵	2018 Results
I1	No. of people benefiting from improved water resources planning and management	5700000	6700000
I2	Total value of investment influenced which contributes to water security and climate resilience through improved WRM & water services	256000000	256000000
O1	No. of policies, plans and strategies which integrate water security for climate resilience <i>and other key issues</i>	2	1
O1g	No. of policies/plans/strategies that have gender mainstreamed in water resource management	2	1
O2	No. of approved investment plans associated with policies, plans and strategies which integrate water security for climate resilience	2	1
O3	No. of agreements/commitments on enhanced water security at transboundary/ regional level influenced.		1
O4	No. of investment strategies supporting policies and plans which integrate water security for climate resilience <i>and other key issues</i>		
O5	No. of enhanced legal frameworks / policies / strategies integrating water security for climate change <i>and other key issues</i> facilitated by GWP		
O6	Gender: Percentage of women and girls benefiting from interventions to improve water security (min %).	40%	30%
O7	Youth: No. of youth organizations involved in partnerships and decision-making bodies		1
OT1.1	Recognition of GWP contribution to the post-2015 development agenda measured by number of acknowledgments in official documents		
OT1.2	No. of regional organisations supported in developing agreements/commitments /investment options and tools that integrate water security and climate resilience <i>and other key issues</i>	7	7
OT1.3	No. of national organisations supported in developing legal frameworks / policies / strategies, sectoral and development plans- integrating water security and climate resilience <i>and other key issues</i>	3	3
OT1.3g	No. of national/subnational organisations supported in integrating gender perspectives into water resource management policies/plans/legal frameworks	1	1
OT1.4	No. of organisations (all levels) supported in the development of investment strategies supporting policies and plans which integrate water security for climate resilience <i>and other key issues</i>	3	4
OT1.5	No. of countries supported in the development of capacity and projects to access climate and climate-related finance to improve water security.	2	2
OT1.6	No. of demonstration projects undertaken for which innovation has been demonstrated	8	8
OT1.6g	No. of initiatives/demo projects specifically targeting gender issues	2	2
OT1.7	No. of documents produced outlining the lessons from GWP demonstration projects and a plan for replicating solutions	4	4
OT1.8	No. of beneficiaries supported in demonstration projects on water security and climate resilience undertaken	100000	300 000
OT2.1	No. of government institutions/other stakeholders with demonstrably enhanced capacity to integrate water security and climate change <i>and other key issues</i> in the design and implementation of policies, plans & projects	400	400
OT2.1g	No. of capacity building and professional development workshops/initiatives with a significant focus on women and youth	1	4
OT2.2	No. of south-south lesson learning & knowledge transfer initiatives with commitments for step-wise follow up		1
OT2.3	No. of media features on water security for climate change <i>and other key issues</i> . All media including radio, television, print, internet.	60	60
OT2.4	Number of publications, knowledge products (including strategic messages) and tools for water security for climate resilience <i>and other key issues</i> developed and disseminated	5	5
OT2.4g	No. of publications and knowledge products that have a prominent gender perspective incorporated		
OT2.5	User satisfaction across knowledge products and services produced, managed and disseminated by GWP.		
OT2.6	No. of joint global/regional activities by GWP, development banks and other multilateral agencies integrating water security with climate <i>and other key issues</i> , leading to demonstrable follow-up actions.		
OT3.1	Implementation of Results Framework & associated M&E across the GWP network.		
OT3.2a	Increased financial performance across all Regional and Country Water Partnerships – Locally raised funds.	3000000	
OT3.2b	Increased financial performance across all Regional and Country Water Partnerships – In kind contributions.	1000000	

³⁵ As included in the GWP 2018 Workplan
December 2018

3.1.11 South America

Progress Report (elements)		South America								
IMPACT (Socio-Economic Benefits)		SAM	REG	TB	Argentina	Brazil	Peru	Uruguay	Venezuela	
	Value Added (proxy €):									
	Beneficiaries (NB):									
	Investments (leverage):									
	Value Added (proxy €):									
	Beneficiaries (NB):									
OUTCOMES (Water Governance Systems)		SAM	REG	TB	Argentina	Brazil	Chile	Peru	Uruguay	Venezuela
	A Policies	3	0	0	0	0	0	0	3	0
	B Institutional roles	5	1	0	0	1	0	0	3	0
	C Management Instruments	3	0	0	0	0	0	0	3	0
	<i>2014-to date</i>	<i>Total</i>	<i>11</i>	<i>1</i>	<i>0</i>	<i>0</i>	<i>1</i>	<i>0</i>	<i>9</i>	<i>0</i>
	A Policies									
	B Institutional roles									
	C Management Instruments									
	<i>2014-to date</i>	<i>Total</i>								
	PROGRESS MARKERS (Actors influenced)	<i>2014-to date</i>								
		Something can be reported about the boundary actor, mostly in terms of connection / interest / participation to GWP activities (10%)								/
		A change process is identified while not fully implemented; the discussion of the link to GWP activities is worth reporting (50%)								+
		A significant change can be reported; the discussion of the different influences/ processes leading to this change is worth reporting, including the link to GWP activities (90%)								++
OUTPUTS/ACTIVITIES (Proxy)	<i>2014-to date</i>	Number of hits by activity type 				Proportion of hits by theme 				
INPUTS (Budgets)		SAM	REG	TB	Argentina	Brazil	Peru	Uruguay	Venezuela	
	<i>2014-to date</i>	Budget (€):								
	Budget (€):									

SAM	
WORKPLAN 2018 (Highlights)	PROGRESS 2018
<p>Highlight 1</p> <ul style="list-style-type: none"> A fully fledged IDMP proposal for Northwestern Argentina is developed and supported by the government. 	<p>IADB has allocated funds for South american monitoring : <i>Diseño e implementación inicial de un sistema de información sobre sequías para el sur de América del Sur</i>, efforts are being made to position the IDMP pilot in Argentina in order to benefit of these funds. Discussions are still at an initial state. IADB project Regional Public Goods, the execution agency is in Argentina, but it is not clear yet what will be the support for the NOA project in the whole proposal.</p>
<p>Highlight 2</p> <ul style="list-style-type: none"> Development of proposals to support the establishment of green infrastructure in Santa Eulalia, and funds raised to implement them through governmental mechanisms and funding schemes to promote the conservation of ecosystem services. 	<p>Six projects for the recovery of ecosystem services were formulated, which are included in SEDAPAL's Multiannual Investment Plan for Green Infrastructures, and are therefore enforced for approximately 8 million soles, for the next 2 years. In addition, in the short term, a project of planting and harvesting water in San Pedro de Casta has been developed, which will benefit 300 families, within the framework of the green infrastructure Program from Sedapal.</p>
<p>Highlight 3</p> <ul style="list-style-type: none"> IWRM strategy promoted by WACDEP in the Santa eulalia basin will feed into the process undertaken by the Water Resources Council of the Chillón, Rímac and Lurín basins. In addition to fund raising for the implementation of the IWRM strategy 	<p>The Council of Water Resources of the Chillón, Rímac and Lurín basins, approved the Territorial Working Group of Santa Eulalia, which will continue the work carried out by the WACDEP</p>
CRITICAL ASSESSMENT	
<p><u>Challenges, lessons learned and recommendations:</u> 2018 has been a year of many changes. One of the most important it is an effective way to circulate information between the SC, the Network Officer, the Secretariat and the Regional IH. With WACDEP there is still work to do in this sense. This project always functioned as a separate one with no links with the governance structure. The SC recommendation is to profit the pilot aspect of the WACDEP for the region, not only for another basin in Peru. Activities to liaise the outcomes of WACDEP to the whole region must be planned for 2019. Additionally, an important challenge is to continue creating synergies with other institutions related to water and climate in order to work on a confidence space and in a stepped way move towards fundraising.</p>	

GWP Annual Progress Review for 2018

Ind. Ref.	Indicator	2018 targets ³⁶	2018 Results
I1	No. of people benefiting from improved water resources planning and management	6000	6 000
I2	Total value of investment influenced which contributes to water security and climate resilience through improved WRM & water services	13000	2 000 000
O1	No. of policies, plans and strategies which integrate water security for climate resilience <i>and other key issues</i>	3	2
O1g	No. of policies/plans/strategies that have gender mainstreamed in water resource management	1	
O2	No. of approved investment plans associated with policies, plans and strategies which integrate water security for climate resilience	1	1
O3	No. of agreements/commitments on enhanced water security at transboundary/ regional level influenced.		
O4	No. of investment strategies supporting policies and plans which integrate water security for climate resilience <i>and other key issues</i>	2	1
O5	No. of enhanced legal frameworks / policies / strategies integrating water security for climate change <i>and other key issues</i> facilitated by GWP	1	
O6	Gender: Percentage of women and girls benefiting from interventions to improve water security (min %).	70%	70%
O7	Youth: No. of youth organizations involved in partnerships and decision-making bodies		
OT1.1	Recognition of GWP contribution to the post-2015 development agenda measured by number of acknowledgments in official documents	1	
OT1.2	No. of regional organisations supported in developing agreements/commitments /investment options and tools that integrate water security and climate resilience <i>and other key issues</i>	1	
OT1.3	No. of national organisations supported in developing legal frameworks / policies / strategies, sectoral and development plans- integrating water security and climate resilience <i>and other key issues</i>	3	4
OT1.3g	No. of national/subnational organisations supported in integrating gender perspectives into water resource management policies/plans/legal frameworks	2	1
OT1.4	No. of organisations (all levels) supported in the development of investment strategies supporting policies and plans which integrate water security for climate resilience <i>and other key issues</i>	3	3
OT1.5	No. of countries supported in the development of capacity and projects to access climate and climate-related finance to improve water security.	1	
OT1.6	No. of demonstration projects undertaken for which innovation has been demonstrated	2	2
OT1.6g	No. of initiatives/demo projects specifically targeting gender issues	1	3
OT1.7	No. of documents produced outlining the lessons from GWP demonstration projects and a plan for replicating solutions	3	4
OT1.8	No. of beneficiaries supported in demonstration projects on water security and climate resilience undertaken	2761	2 205
OT2.1	No. of government institutions/other stakeholders with demonstrably enhanced capacity to integrate water security and climate change <i>and other key issues</i> in the design and implementation of policies, plans & projects	1	9
OT2.1g	No. of capacity building and professional development workshops/initiatives with a significant focus on women and youth	1	3
OT2.2	No. of south-south lesson learning & knowledge transfer initiatives with commitments for step-wise follow up		
OT2.3	No. of media features on water security for climate change <i>and other key issues</i> . All media including radio, television, print, internet.	7	5
OT2.4	Number of publications, knowledge products (including strategic messages) and tools for water security for climate resilience <i>and other key issues</i> developed and disseminated		
OT2.4g	No. of publications and knowledge products that have a prominent gender perspective incorporated		2
OT2.5	User satisfaction across knowledge products and services produced, managed and disseminated by GWP.		93%
OT2.6	No. of joint global/regional activities by GWP, development banks and other multilateral agencies integrating water security with climate <i>and other key issues</i> , leading to demonstrable follow-up actions.		
OT3.1	Implementation of Results Framework & associated M&E across the GWP network.		
OT3.2a	Increased financial performance across all Regional and Country Water Partnerships – Locally raised funds.	43000	
OT3.2b	Increased financial performance across all Regional and Country Water Partnerships – In kind contributions.	17000	30 000

³⁶ As included in the GWP 2018 Workplan December 2018

GWP Annual Progress Review for 2018

3.1.12 South Asia

Progress Report (elements)		South Asia										
IMPACT (Socio-Economic Benefits)		SAS	REG	TB	Banglade:	Bhutan	India	Maldives	Nepal	Pakistan	Sri Lanka	
	Value Added (proxy €):											
	Beneficiaries (NB):											
	Investments (leverage):											
	Value Added (proxy €):											
	Beneficiaries (NB):											
OUTCOMES (Water Governance Systems)		SAS	REG	TB	Banglade:	Bhutan	India	Maldives	Nepal	Pakistan	Sri Lanka	
	A Policies	3	0	0	1	0	2	0	0	0	0	
	B Institutional roles	11	0	0	0	0	1	0	0	7	3	
	C Management Instruments	7	1	0	1	1	1	0	1	0	2	
	<i>2014-to date</i>	<i>Total</i>	<i>21</i>	<i>1</i>	<i>0</i>	<i>2</i>	<i>1</i>	<i>4</i>	<i>0</i>	<i>1</i>	<i>7</i>	<i>5</i>
PROGRESS MARKERS (Actors influenced)												
	<i>2014-to date</i>											
		Something can be reported about the boundary actor, mostly in terms of connection / interest / participation to GWP activities (10%)										/
		A change process is identified while not fully implemented; the discussion of the link to GWP activities is worth reporting (50%)										+
		A significant change can be reported; the discussion of the different influences/ processes leading to this change is worth reporting, including the link to GWP activities (90%)										++
OUTPUTS/ACTIVITIES (Proxy)		Number of hits by activity type				Proportion of hits by theme						
	<i>2014-to date</i>											
INPUTS (Budgets)		SAS	REG	TB	Banglade:	Bhutan	India	Maldives	Nepal	Pakistan	Sri Lanka	
	<i>2014-todate</i>	Budget (€):										
	Budget (€):											

SAS	
WORKPLAN 2018 (Highlights)	PROGRESS 2018
<p>Highlight 1</p> <ul style="list-style-type: none"> • BWP: Women are increasingly playing bigger roles in managing water both for municipal water supply and irrigated agriculture. Identifying the number of women professionals and practitioners will help BWP to further increase their number and skills and empower women to bring about overall improvement in the management of larger water sector. • BWP: It is expected that TCCC will fund BWP’s Proposal for Introducing Water-Efficient Technologies from its CSR Funds, which will help bring about a significant improvement in water productivity especially for rice. It will also help conserve significant volume of ground water with a positive impact on the environment. <ul style="list-style-type: none"> • BhWP will conduct research and assessment on water resource management regimes. High level of pollutants are being released into rivers and streams from various industries and other economic development activities. Waste or wastewater from automobile workshop will be the focus of the assessment during the period and the result will be shared with concerned agencies advocating for change. • BhWP will work with youth and relevant institutions mainly to educate and raise awareness on IWRM through marking of global water events such as world water day, wetland day, world environment day, social forestry day, etc. Community based events such as cleaning campaigns, school exhibitions, and citizen science programs focusing on waste and water will be carried out. • BhWP in collaboration with relevant agencies will prepare grant proposal to leverage funding from various sources. 	<ul style="list-style-type: none"> • BWP: Due to registration issue with NGO Bureau Authority, BWP could not withdraw funds from its bank account and hence the activity could not be implemented as planned and implementation was delayed. However, this issue has been sorted out and activity has been rescheduled for November 2018 • The study demonstrated that there is significant scope to reduce irrigation water application both in mango orchards and paddy to the tune of about 25% by using water saving technologies like drip irrigation for orchards and alternate wetting and drying (AWD) for paddy. This will have a significant positive impact of the environment also. Twelve hundred orchards farmers have already been trained in high density mango orchards farming: 30 drip irrigation systems have been imported from India which are being installed now and will be ready for irrigating the orchards in the coming seasons (January through May 2019). For application of AWD technology in paddy training manual has already been developed and validated. 800 paddy farmers have been selected and will be trained in Nov’ Dec’ 2018 prior to the Boro season is started (rice cultivated from Dec’2018 through May 2019). • BhWP Conducted the survey on waste water discharge from the automobile workshop in Paro and shred with the District Municipal Authority advocating actions. • BhWP Supported Cleaning of a stream running through the centre of Thimphu City. The campaign was initiated by National Environment Commission and supported by BhWP and WWF Bhutan Program. During the campaign school children, staff of WWF, RSPN, Thimphu Municipal Authority, Natural Resource Development Cooperation and volunteers participated in cleaning campaign. • BhWP prepared two proposals on community water projects focusing on improving access to water and submitted to donors.

GWP Annual Progress Review for 2018

<ul style="list-style-type: none"> • BhWP through its engagement of communities and relevant stakeholders will work towards addressing water related issues by adopting innovative and climate resilient approaches to address food securities and poverty alleviation. All programs initiated under BhWP will be on a landscape-based approach, mainly to provide a comprehensive solution for sustainable water resource management. • IWP: IUWM program- Up-scaling of 2017 program will expand to two wards of Ajmer city, Rajasthan. Promotion of safe drinking water in arsenic affected districts of Bihar- Continuation/scaling-up of the activity of 2017 to build resilience through promotion of safe drinking water in 2 other flood prone districts of Bihar (by demonstrating high quality low cost bio-sand filters). Water & sanitation program in Delhi-NCR with schools and communities. Rain Water Harvesting (RWH) - Community based solutions to secure access to clean and safe drinking water through RWH. 	<ul style="list-style-type: none"> • BhWP Has already identified 3 communities in Wangdiphodrang and the community project will be initiated as soon as the harvesting season of the beneficiary communities is complete. • IWP: Solid and wastewater dumped into the lakes as inputs rather than output, reducing water stress in Kishangarh and Ajmer cities of Rajasthan. This has paved the way for improving the urban water management (through closing the water loop) in select wards of these two cities. All the stakeholders have together and committed to work towards efficient use of water and waste generated at household level. The bold initiative for handling and converting solid and liquid waste will lead to Swachh Bharat Abhiyan as success. • An Impact Assessment was undertaken by IWP in two selected flood prone districts of Bihar (Samistipur & East Champaran) to see the efficacy of Bio-sand filters (Jalkalp) installed in 2017. The Jalkalp has proved very beneficial to the community for providing safe drinking water. It removes iron and arsenic contamination and it is low cost, easy to maintain and does not need electricity. • RWH has been installed in one of the Government School of project village, Garhi Harsuru, Gurgaon (Haryana) in consultation with Gram Panchayat and it is operational. • Under multi-stakeholders partnership engagement in Hindon river basin, IWP has prepared Detailed Project Report (DPR) for 7 Gram Panahcyats of Shamli District, Uttar Pradesh on SLWM to abate pollution load in Hindon River. The DPRs have been submitted to District administration and Panchayat Heads for necessary action. • IWP has organized a technical workshop for Hindon river rejuvenation at Divisional Commissioner office, Meerut (Uttar Pradesh) on 9th June, 2018 and prepared the Draft Road Map based on the 5 verticals viz; Afforestation; Organic farming; Ponds rejuvenation; Solid Waste Management ; Participation & Governance . These Road Maps are being further refined in consultation with nodal line department officials, researchers and other stakeholders.
---	---

<ul style="list-style-type: none"> In Nepal, water resources have been adversely impacted by unplanned urbanization mainly due to encroachment of water bodies and sources of water. Climate change is also affecting the quantity of water resources in urban areas. Khairentar, Tanahu is one of the areas having water scarcity. The area also has coverage of Small Town Drinking Water Project supported by Asian Development Bank (ADB). The activities identified by GWP Nepal are aligned with SDG 6. 	<ul style="list-style-type: none"> Under Water and Climate Change Resilient Youth Champions and Communities in two selected districts along the Hindon River (Shamli & Meerut under Phase-II), the result so far is, 1000 students have been trained about climate change and resilience. 200 youth engaged and trained as Hindon Youth Champions of Change (HYCC). 180 plus women trained on water conservation and climate change. 180 plus farmers empowered with water conservation techniques and alternative farming methods. A number of meetings/workshops have been organized with various stakeholders (farmers, water users, Govt. officials, Public servants, etc.) for formation of Mashi River Parliament (MRP). After formation of the MRP, many of the environment, IWRM and natural resources management issues will be addressed. The MRP will consist of 80 members; Public representatives (29), Beneficiaries group (37), Technical support group (14). GWP Nepal: The study on the impacts of urbanisation in Khairentar Small Town Water Supply and Sanitation Sector Project (STWSSSP) was carried out to explore the changes brought about by urbanisation and assess its impacts on Khairentar STWSSSP, Tanahu. There has been an increasing trend of population in Khairentar due to the adjoining district enriched with touristic destination and access to highway that improves the opportunities of employment, health and education. Khairentar small town water supply and sanitation sector project has been the important the source of drinking water for the people over there however, at the recent time due to the influx of population and the dynamic nature of small town, there is call for constant revision of the water tariff system, modification and adjustment. The unit cost of water is higher than that of the large city which is also issue over there. The increasing population and water demand has placed stress over the STWSSSP as the water sources are drying and getting smaller. Managing the quality of water is the issue from the demand perspective whereas managing the quantity is the issue from the supply side.
<p>Highlight 2</p> <ul style="list-style-type: none"> GWP Nepal: In Nepal, conflict and benefit sharing of water resources has been one of the most debated issue. The study proposed by GWP Nepal will analyse different dimensions of conflicts surrounding water, its use and sharing of costs 	<ul style="list-style-type: none"> The study carried out to understand the state of conflict in water resources in Marsyangdi River Basin aimed to explore the dynamics of water use related conflicts and evaluate the relationship between developers and local communities in relation to benefit sharing. This

GWP Annual Progress Review for 2018

<p>and benefits. There are multiple users of water at the basin. Moreover, existing large hydropower projects and more under construction are likely to develop disputes among various stakeholders due to their conflict of interests and priorities. The study will also have a lens of benefit sharing while analysing the upstream and downstream conflicts and hence, it is relevant for the future large dam projects. This activity has been aligned with SDG 6.</p>	<p>study has been completed and the findings show that there has been conflicts related with the water use and livelihood of people. The growing trend of hydropower project development might pose problems for drinking water and irrigation in future. Benefit sharing of the project is another issue as the local's demands for transparency. Despite of provision of the shares for the locals they are still unaware of the provision and unsatisfied.</p>
<p>Highlight 3</p> <ul style="list-style-type: none"> GWP Nepal has identified that youth in Nepal play a major role in water resource management and sustainable use of resources. Therefore, GWP Nepal is supporting Master's level students for their dissertation work related to water and climate change. SLWP: Credibility, efficiency, strong inter-personal and institutional collaboration, low cost productivity and selected interventions have resulted in an upsurge of CSR commitments by corporates. Full transparency, financial probity and specialisation over the years has helped. Will seek to increase financial reserves to double annual GWP Core provision by 2018. SLWP will continue its RBO/RBM including resource inventorying of basins and sub-basins especially in south and mid Central regions increasingly subject to floods, droughts and landslides. Disaster risk reduction (DDR) activities and restoration of selected degraded catchments will be continued (SDG15). Rainwater harvesting systems (RWH) especially for schools will be expanded with CSR support of corporate sector as in 2017. Wetland programmes including a collaborative activity with SLLRDC and CEA to promote Colombo as first Wetland City will be actively supported. Building community stakeholder platforms and biodiversity studies are integral to this programme (SDG 6, 14, 15). 	<ul style="list-style-type: none"> GWP Nepal has identified that the youth plays major role in water resource management and sustainable use of resources. In recognition to their role and to capacitate them, GWP Nepal has been providing assistantship to the Master's level students for their dissertation work related to water and climate change since 2017. Continuing this trend, this year also support has been provided. GWP Nepal has organised a dissemination workshop at the federal level. The objective of this activity is to inform the relevant stakeholders, partners and media about the different activities of GWP Nepal. Also to provide a platform for the young and aspiring water professionals to interact with policy makers and policy makers get an idea of what young people expect from them. This helps in formulating a implementable plan/programs etc. SLWP has received Euro 6750/- as LRF in 2018. Two LRF activities totalling Euro 65,000/- are in the pipeline for 2018 and 2019. 25% cut in Core funding has impacted on "operational visibility" and lack of flexible funding/seed money a major disadvantage to raising LRF. SLWP restricted work on RBO activities and concentrated on wetland activities given reduction in funding, SLWP was a partner of National World Wetland Day celebrations by the CEA and Ministry of Environment on 2nd February. Also collaborated with SLLRDC on Wetland day celebrations with a poster exhibition. World Water Day celebrations included, a) WWD walk co-sponsored with Lions Pilimatalawe on 18th March with school children, parents, Bazzar community and members of the Lions Club. b) Another WWD walk on 22nd March at Galadeniyaya Maha Vidyalaya with 226 Mid/ Upper school children and 15 teachers participating. WWD programme at Sri Lanka Foundation Institute on 25th March by SLWP, University Of Combo and Western Province Education Department for Schools in Western Province. Over 200 and 150 teachers and partents participated in this full day activity to link the Environment Cells in these schools and

<ul style="list-style-type: none"> • SLWP will seek expanded CSR support from corporate sector for its water sanitation school and DDR activities. Currently its LRF Budget is almost double the GWP Core provision and it reserves almost one and half times. It will continue to strengthen its partnerships for joint activity through judicious collaboration. • SLWP will undertake Gender and Youth activities complementary to SDG 6 and 13. Leadership provided to the menstrual hygiene (MHM) programme for schools will be expanded beyond the Central Province. • Special Youth Forums will be held at Provincial level for young agency professionals in water and natural resources sectors. Self-employment programmes for youth will also be promoted with support of organisations such as YWCA, Lions etc. Use of technology options and demonstration projects for staff and CBO as part of CCA activities will be expanded for irrigation to the plantation sector. 	<p>encourage networking. D) WWD activity by SLWP/AWP Maha Oya – Maha oya Mithuro on 22nd March at Kegalle Beminiwatta Maha Vidyalaya . 80 middle level students participated in the programme.</p> <ul style="list-style-type: none"> • CSR –LRF in pipeline included Unilever Phase 2 for estate schools in Agrapatna and HNB Phase 3 for estate schools in Hatton/Talawakelle. • CCA programme was organised in 2 schools in the Central province on 27th and 28th February with over 371 students participating on CC impacts on school communities and SDG 5, 6 and 13. A MHM (SDG 6.2) programme was held on 25th May in celebration of MHM day at St Anthony’s BV Katugastota with support of YWCA. 250 students participated. • Only one Provincial YWP meeting for Uva was held on 20th and 21st July. 5 Provincial groups are planned but no funds for even partial support.
---	--

CRITICAL ASSESSMENT

Analysis of planned vs. achieved:

BWP has not been able to obtain registration from NGO Bureau Authority, it has not been able to implement GWP approved work plan for the year 2018, except the ToT on IWRM. The activities have been implemented by the implementing partner (Center for Environmental and Geographic Information Services (CEGIS)) with their own funds. In this year, the significant achievement was the number of participants for the ToT on IWRM have increased substantially than the last couple of years. It indicates that water sector organizations are becoming increasingly interested in implementing the IWRM principles and practices in their projects.

As per the IWP Work Plan of 2018, almost 85% planned activities have been completed. However, under WACREP Phase-II, the proposed activity i.e, SLWM in Village Garhi Harsaru under IWRM approach took considerable time to liaise with female Gram Panchayat Head, Garhi Harsaru to undertake this activity and finalize the ToR in consultation with Village Panchayat Members.

GWP Nepal has met its target set for the year 2018. The WACREP and Core activities have been carried out in timely manner with the proper documentation for the reference. There has been some withdrawal of the activities from 3 year plan (2017-2019) due to the reduction of fund in consultation with the regional office.

Other than that all the activities planned under the SAS workplan have been implemented as planned.

Challenges, lessons learned and recommendations:

Challenges:

As reported in the 2018 workplan, low investment, outcomes are not very significant, unless collaborating partner infuses cash into the activity. Generally, most collaborating partners contribute in-kind. Therefore, it is advisable to select one activity instead of several small activities. Most often CWPs do not favour this

GWP Annual Progress Review for 2018

concept. Further, partner focus is not in line with the CWP focus and therefore, it needs to be compromised. It is significant to record few challenges faced by CWPs during this year.

The major challenge faced by BWP was the high inflow of LRF that has impacted on the staff available at BWP and recruitment and retention of staff. Study/research type project being implemented under WACREP & Core is extremely difficult to implement in a single calendar year. This necessitates availability of quality secondary data which is hard to come by.

It is important to record that the challenge faced by the GWP Nepal due to changing nature of political system (from unitary government to federal) made it difficult to achieve what we planned earlier.

Raising funds locally will continue to remain a big challenge at CWP and Regional level.

There are no significant challenge faced by the other CWPs during the year.

Lessons Learned:

- It has always valued its institutional and individual partners acknowledging their importance.
- The research and study oriented projects should be multiyear undertakings for achieving quality scientific output.
- With the existing budget and human resources, it is not possible for CWPs to implement such a large number of activities on time and deliver quality products.
- Negotiation skills of officials is a key factor in dealing with climate related issues at national and international fora

Recommendations:

- To optimise staff output there should be career advancement opportunities with matching compensation packages which do not exist now,
- Seed money is required from CORE projects (GWPO) for proposal development at CWP level.
- A dedicated Finance Officer is must at CWP level.

GWP Annual Progress Review for 2018

Ind. Ref.	Indicator	2018 targets ³⁷	2018 Results
I1	No. of people benefiting from improved water resources planning and management		9 250
I2	Total value of investment influenced which contributes to water security and climate resilience through improved WRM & water services		207 000
O1	No. of policies, plans and strategies which integrate water security for climate resilience <i>and other key issues</i>		1
O1g	No. of policies/plans/strategies that have gender mainstreamed in water resource management		1
O2	No. of approved investment plans associated with policies, plans and strategies which integrate water security for climate resilience		
O3	No. of agreements/commitments on enhanced water security at transboundary/ regional level influenced.		
O4	No. of investment strategies supporting policies and plans which integrate water security for climate resilience <i>and other key issues</i>		
O5	No. of enhanced legal frameworks / policies / strategies integrating water security for climate change <i>and other key issues</i> facilitated by GWP		
O6	Gender: Percentage of women and girls benefiting from interventions to improve water security (min %).	48%	55%
O7	Youth: No. of youth organizations involved in partnerships and decision-making bodies		
OT1.1	Recognition of GWP contribution to the post-2015 development agenda measured by number of acknowledgments in official documents		
OT1.2	No. of regional organisations supported in developing agreements/commitments /investment options and tools that integrate water security and climate resilience <i>and other key issues</i>		
OT1.3	No. of national organisations supported in developing legal frameworks / policies / strategies, sectoral and development plans- integrating water security and climate resilience <i>and other key issues</i>	10	1
OT1.3g	No. of national/subnational organisations supported in integrating gender perspectives into water resource management policies/plans/legal frameworks	7	
OT1.4	No. of organisations (all levels) supported in the development of investment strategies supporting policies and plans which integrate water security for climate resilience <i>and other key issues</i>	5	
OT1.5	No. of countries supported in the development of capacity and projects to access climate and climate-related finance to improve water security.		
OT1.6	No. of demonstration projects undertaken for which innovation has been demonstrated	5	7
OT1.6g	No. of initiatives/demo projects specifically targeting gender issues	3	
OT1.7	No. of documents produced outlining the lessons from GWP demonstration projects and a plan for replicating solutions	1	4
OT1.8	No. of beneficiaries supported in demonstration projects on water security and climate resilience undertaken	3800	320
OT2.1	No. of government institutions/other stakeholders with demonstrably enhanced capacity to integrate water security and climate change <i>and other key issues</i> in the design and implementation of policies, plans & projects	3	21
OT2.1g	No. of capacity building and professional development workshops/initiatives with a significant focus on women and youth		1
OT2.2	No. of south-south lesson learning & knowledge transfer initiatives with commitments for step-wise follow up		
OT2.3	No. of media features on water security for climate change <i>and other key issues</i> . All media including radio, television, print, internet.	9	8
OT2.4	Number of publications, knowledge products (including strategic messages) and tools for water security for climate resilience <i>and other key issues</i> developed and disseminated	2	5
OT2.4g	No. of publications and knowledge products that have a prominent gender perspective incorporated		1
OT2.5	User satisfaction across knowledge products and services produced, managed and disseminated by GWP.		
OT2.6	No. of joint global/regional activities by GWP, development banks and other multilateral agencies integrating water security with climate <i>and other key issues</i> , leading to demonstrable follow-up actions.		
OT3.1	Implementation of Results Framework & associated M&E across the GWP network.		
OT3.2a	Increased financial performance across all Regional and Country Water Partnerships – Locally raised funds.	12678	317 000
OT3.2b	Increased financial performance across all Regional and Country Water Partnerships – In kind contributions.	72000	

³⁷ As included in the GWP 2018 Workplan December 2018

GWP Annual Progress Review for 2018

3.1.13 Southeast Asia

Progress Report (elements)		SEA		REG	TB	Cambodia	Indonesia	Malaysia	Myanmar	Philippine	Thailand	Viet Nam																																		
IMPACT (Socio-Economic Benefits)	Value Added (proxy €):																																													
	Beneficiaries (NB):																																													
	Investments (leverage):																																													
	Value Added (proxy €):																																													
	Beneficiaries (NB):																																													
	Investments (leverage):																																													
OUTCOMES (Water Governance Systems)		SEA	REG	TB	Cambodia	Indonesia	Malaysia	Myanmar	Philippine	Thailand	Viet Nam																																			
	A Policies	0	0	0	0	0	0	0	0	0	0																																			
	B Institutional roles	2	0	0	0	1	0	0	0	0	0																																			
	C Management Instruments	5	0	1	1	1	0	0	0	1	1																																			
	<i>2014-to date</i>	Total	7	0	1	1	2	0	0	0	1	1																																		
		Lao PDR																																												
	A Policies	0																																												
	B Institutional roles	1																																												
	C Management Instruments	0																																												
	<i>2014-to date</i>	Total	1																																											
PROGRESS MARKERS (Actors influenced)	<i>2014-to date</i>																																													
		Something can be reported about the boundary actor, mostly in terms of connection / interest / participation to GWP activities (10%)																																												
		A change process is identified while not fully implemented; the discussion of the link to GWP activities is worth reporting (50%)																																												
		A significant change can be reported; the discussion of the different influences/ processes leading to this change is worth reporting, including the link to GWP activities (90%)																																												
		<table border="1"> <tr> <td>/</td> </tr> <tr> <td>+</td> </tr> <tr> <td>++</td> </tr> </table>											/	+	++																															
/																																														
+																																														
++																																														
OUTPUTS/ACTIVITIES (Proxy)	<i>2014-to date</i>	Number of hits by activity type 						Proportion of hits by theme 																																						
		<table border="1"> <thead> <tr> <th></th> <th>SEA</th> <th>REG</th> <th>TB</th> <th>Cambodia</th> <th>Indonesia</th> <th>Malaysia</th> <th>Myanmar</th> <th>Philippine</th> <th>Thailand</th> <th>Viet Nam</th> </tr> </thead> <tbody> <tr> <td>Budget (€):</td> <td></td><td></td><td></td><td></td><td></td><td></td><td></td><td></td><td></td><td></td> </tr> <tr> <td>Budget (€):</td> <td></td><td></td><td></td><td></td><td></td><td></td><td></td><td></td><td></td><td></td> </tr> </tbody> </table>													SEA	REG	TB	Cambodia	Indonesia	Malaysia	Myanmar	Philippine	Thailand	Viet Nam	Budget (€):											Budget (€):										
	SEA	REG	TB	Cambodia	Indonesia	Malaysia	Myanmar	Philippine	Thailand	Viet Nam																																				
Budget (€):																																														
Budget (€):																																														
INPUTS (Budgets)	<i>2014-to date</i>	<table border="1"> <thead> <tr> <th></th> <th>SEA</th> <th>REG</th> <th>TB</th> <th>Cambodia</th> <th>Indonesia</th> <th>Malaysia</th> <th>Myanmar</th> <th>Philippine</th> <th>Thailand</th> <th>Viet Nam</th> </tr> </thead> <tbody> <tr> <td>Budget (€):</td> <td></td><td></td><td></td><td></td><td></td><td></td><td></td><td></td><td></td><td></td> </tr> <tr> <td>Budget (€):</td> <td></td><td></td><td></td><td></td><td></td><td></td><td></td><td></td><td></td><td></td> </tr> </tbody> </table>													SEA	REG	TB	Cambodia	Indonesia	Malaysia	Myanmar	Philippine	Thailand	Viet Nam	Budget (€):											Budget (€):										
		SEA	REG	TB	Cambodia	Indonesia	Malaysia	Myanmar	Philippine	Thailand	Viet Nam																																			
Budget (€):																																														
Budget (€):																																														
		<table border="1"> <thead> <tr> <th></th> <th>SEA</th> <th>REG</th> <th>TB</th> <th>Cambodia</th> <th>Indonesia</th> <th>Malaysia</th> <th>Myanmar</th> <th>Philippine</th> <th>Thailand</th> <th>Viet Nam</th> </tr> </thead> <tbody> <tr> <td>Budget (€):</td> <td></td><td></td><td></td><td></td><td></td><td></td><td></td><td></td><td></td><td></td> </tr> <tr> <td>Budget (€):</td> <td></td><td></td><td></td><td></td><td></td><td></td><td></td><td></td><td></td><td></td> </tr> </tbody> </table>													SEA	REG	TB	Cambodia	Indonesia	Malaysia	Myanmar	Philippine	Thailand	Viet Nam	Budget (€):											Budget (€):										
	SEA	REG	TB	Cambodia	Indonesia	Malaysia	Myanmar	Philippine	Thailand	Viet Nam																																				
Budget (€):																																														
Budget (€):																																														

SEA	
WORKPLAN 2018 (Highlights)	PROGRESS 2018
<p>Highlight 1</p> <ul style="list-style-type: none"> Facilitation packages for countries and regions implemented and innovative, sustainable IWRM solutions demonstrated CWPs in collaboration with other local and/or development partners will provide innovative facilitation package to promote sustainable IWRM. At the regional level, RWP will enhance the importance of IWRM to realize water security in the region that can leverage and linked to the CWPs efforts at the national level. 	<ul style="list-style-type: none"> Facilitation for countries in developing GCF proposal through Core and WACDEP activities has been implemented (Pan Asia Project Preparation for Transformational Water Projects in Asia). The facilitation has opened up an entry point for CWPs to establish partnership with key focal points of GCF (NDAs and DAEs). This partnership will be the foundation for CWPs in approaching the related institutions to be involved in the development of National Adaptation Plan (NAP) that will be supported through WCDEP activities. Indonesia, Malaysia, Myanmar, Lao, Cambodia and Viet Nam are currently exploring the next step to confirm whether the expected collaboration can take place. GWP SEA has managed to facilitate the formulation of Multi-stakeholder Position Paper on the coming water Resources Law in Indonesia in collaboration with UNICEF Indonesia, Centre for Regulation, Policy and Governance (CRPG) and Water and Sanitation Network. The position paper was presented to the decision-makers and had a very positive response. More multi-stakeholder Position papers are requested from the decision makers and civil society organization.
<p>Highlight 2</p> <ul style="list-style-type: none"> Knowledge and capacity developed, disseminated and used Knowledge management will be enhanced by developing innovative joint knowledge products with clear targeted groups in collaboration with other development partners. These joint knowledge products will be made available for public to be freely used, while monitored on the effectiveness. 	<ul style="list-style-type: none"> Viet Nam WP will be implementing training on IWRM Tool Box for senior university students to prepare them to be water leaders in the future GWP SEA has discussed with Ina WP SC member (representative of academic) to develop a practical IWRM planning tools for the local government and community). It is expected that in 2019, the tools can be prepared and implemented in 2 or three pilot locations SEA IWRM Digital library is now being discussed at regional secretariat level with new knowledge management and communication officer
<p>Highlight 3</p> <ul style="list-style-type: none"> An effective Global Action Network of partners sustained Revitalization of GWP’s partnership strategy framework to bring more partners to work in collaboration. All activities of CWPs and RWPs must be based on partnership value. 	<ul style="list-style-type: none"> GWP SEA is in ongoing process to have MoU with Lancang-Mekong Water Resources Cooperation Centre and IWA Revitalization of GWP MSP at national level is already ongoing.

CRITICAL ASSESSMENTAnalysis of planned vs. achieved:

Planned Core activities from CWP level are mostly implemented in Q3 or Q4, so not all can be reported in the planning process for 2019. The reason of the implementation delay are:

1. Accreditation issue
Cambodia only accredited in June 2018
Thailand only accredited in September 2018
Lao is beginning its accreditation process (General assembly has taken place, waiting for the statute revision)
2. OPCAP Status
Accredited CWPs have to fulfil OPCAP requirements to be able to receive and manage certain amounts of fund. OPCAP Survey 2018 has been conducted, but the results has not yet been informed to the Region. Regional secretariat, due to limited time for implementation of activities, has evaluate the OPCAP status of CWPS and temporarily decides the OPCAP status to be able to see which CWPs can receive funds.
3. Alignment with in-country partners activities
Many activities of CWPs are jointly organized with its in-country partners. Most of the time in-country partners implement their activities in Q3 and Q4.

Challenges, lessons learned and recommendations:

1. Coordination with CWPs needs to be improved. Voluntary system at CWP level is posing too much problem, in term of immediate response and monitoring activities. It is recommended to Management level to consider the possibility to hire country coordinator who works under the Chair of CWPs that RWP and GWPO can rely on. At some point, this structure has to be in place and standardized.
2. The activities proposed by CWPs needs to be designed to answers some of the logical framework indicators. However, the link between activities from year to year is difficult to be identified. This is partly because the development of three-year work programme was not properly designed and low understanding of how the outcome mapping and logical frameworks works. A more simple but clear planning procedure should be developed by GWPO together with RWPs
3. The role of MSP at every CWPs is very low. Partners feel there is no benefit in joining GWP MSP. The core activities are very often do not interest partners to engage further or most importantly, represent the MSP. GWP SEA has found a way to revitalize the platform. This is done by introducing a multi-stakeholder position paper as the product of the platform. GWP SEA also has made an example in collaboration with UNICEF Indonesia, CRPG and Watsan Network. This product now has quite high demand and from many partners as it is considered the work of the platform.
4. Many activities were developed during the implementation year, such as Multi-Stakeholder position paper development, PAN Asia GCF workshop, Collaborative modelling training that has created the opportunity to positioned GWP in a very strategic position. This is mostly because our understanding of other organizations activities is only become clearer during the year. Based on this experience, it is recommended to GWPO to adopt a more flexible planning regime.

GWP Annual Progress Review for 2018

Ind. Ref.	Indicator	2018 targets ³⁸	2018 Results
I1	No. of people benefiting from improved water resources planning and management		
I2	Total value of investment influenced which contributes to water security and climate resilience through improved WRM & water services		
O1	No. of policies, plans and strategies which integrate water security for climate resilience <i>and other key issues</i>		1
O1g	No. of policies/plans/strategies that have gender mainstreamed in water resource management		
O2	No. of approved investment plans associated with policies, plans and strategies which integrate water security for climate resilience		
O3	No. of agreements/commitments on enhanced water security at transboundary/ regional level influenced.		
O4	No. of investment strategies supporting policies and plans which integrate water security for climate resilience <i>and other key issues</i>		
O5	No. of enhanced legal frameworks / policies / strategies integrating water security for climate change <i>and other key issues</i> facilitated by GWP		
O6	Gender: Percentage of women and girls benefiting from interventions to improve water security (min %).		
O7	Youth: No. of youth organizations involved in partnerships and decision-making bodies		
OT1.1	Recognition of GWP contribution to the post-2015 development agenda measured by number of acknowledgments in official documents		
OT1.2	No. of regional organisations supported in developing agreements/commitments /investment options and tools that integrate water security and climate resilience <i>and other key issues</i>		1
OT1.3	No. of national organisations supported in developing legal frameworks / policies / strategies, sectoral and development plans- integrating water security and climate resilience <i>and other key issues</i>		3
OT1.3g	No. of national/subnational organisations supported in integrating gender perspectives into water resource management policies/plans/legal frameworks		
OT1.4	No. of organisations (all levels) supported in the development of investment strategies supporting policies and plans which integrate water security for climate resilience <i>and other key issues</i>		
OT1.5	No. of countries supported in the development of capacity and projects to access climate and climate-related finance to improve water security.		18
OT1.6	No. of demonstration projects undertaken for which innovation has been demonstrated		
OT1.6g	No. of initiatives/demo projects specifically targeting gender issues		
OT1.7	No. of documents produced outlining the lessons from GWP demonstration projects and a plan for replicating solutions		
OT1.8	No. of beneficiaries supported in demonstration projects on water security and climate resilience undertaken		
OT2.1	No. of government institutions/other stakeholders with demonstrably enhanced capacity to integrate water security and climate change <i>and other key issues</i> in the design and implementation of policies, plans & projects		
OT2.1g	No. of capacity building and professional development workshops/initiatives with a significant focus on women and youth		
OT2.2	No. of south-south lesson learning & knowledge transfer initiatives with commitments for step-wise follow up		
OT2.3	No. of media features on water security for climate change <i>and other key issues</i> . All media including radio, television, print, internet.		
OT2.4	Number of publications, knowledge products (including strategic messages) and tools for water security for climate resilience <i>and other key issues</i> developed and disseminated		
OT2.4g	No. of publications and knowledge products that have a prominent gender perspective incorporated		
OT2.5	User satisfaction across knowledge products and services produced, managed and disseminated by GWP.		
OT2.6	No. of joint global/regional activities by GWP, development banks and other multilateral agencies integrating water security with climate <i>and other key issues</i> , leading to demonstrable follow-up actions.		2
OT3.1	Implementation of Results Framework & associated M&E across the GWP network.		
OT3.2a	Increased financial performance across all Regional and Country Water Partnerships – Locally raised funds.		20 000
OT3.2b	Increased financial performance across all Regional and Country Water Partnerships – In kind contributions.		15 000

³⁸ As included in the GWP 2018 Workplan December 2018

3.1.14 Southern Africa

Progress Report (elements)		Southern Africa															
IMPACT (Socio-Economic Benefits)		SAF	REG	TB	Angola	Botswana	Lesotho	Malawi	Mozambique	Namibia	South Africa						
	Value Added (proxy €):																
	Beneficiaries (NB):																
	Investments (leverage):	12.5M															
		Swaziland Tanzania, Zambia		Zimbabwe													
	Value Added (proxy €):																
	Beneficiaries (NB):																
	Investments (leverage):																
OUTCOMES (Water Governance Systems)		SAF	REG	TB	Angola	Botswana	Lesotho	Malawi	Mozambique	Namibia	South Africa						
	A Policies	21	4	3	0	0	1	1	3	0	0						
	B Institutional roles	7	1	2	0	0	0	1	0	1	0						
	C Management Instruments	7	0	6	0	0	0	0	0	0	0						
	Total	35	5	11	0	0	1	2	3	1	0						
		Swaziland Tanzania, Zambia		Zimbabwe Mauritius DRC													
	A Policies	0	0	4	4	0	1										
	B Institutional roles	1	0	0	1	0	0										
	C Management Instruments	0	0	0	1	0	0										
	Total	1	0	4	6	0	1										
PROGRESS MARKERS (Actors influenced)	2014-to date																
		Something can be reported about the boundary actor, mostly in terms of connection / interest / participation to GWP activities (10%)										/					
		A change process is identified while not fully implemented; the discussion of the link to GWP activities is worth reporting (50%)										+					
		A significant change can be reported; the discussion of the different influences/ processes leading to this change is worth reporting, including the link to GWP activities (90%)										++					
OUTPUTS/ACTIVITIES (Proxy)	2014-to date	<p>Number of hits by activity type</p>					<p>Proportion of hits by theme</p>										
INPUTS (Budgets)		SAF	REG	TB	Angola	Botswana	Lesotho	Malawi	Mozambique	Namibia	South Africa						
	Budget (€):																
		Swaziland Tanzania, Zambia		Zimbabwe													
	Budget (€):																

GWP Annual Progress Review for 2018

SAF	
WORKPLAN 2018 (Highlights)	PROGRESS 2018
<p>Highlight 1</p> <ul style="list-style-type: none"> Support SADC Industrialisation and job creation strategy through implementation of the of RSAP IV programme and mobilise regional stakeholders, strategic partners such as SADC, GIZ, DFID, CRIDF, IWMI, IUCN and others Support at least Zambia, Tanzania and other countries with project development related SDGs, NEXUS, Job creation and other local development priorities at national level 	<ul style="list-style-type: none"> GWPSA supported implementation of SADC RSAP IV programmes on IWRM, NEXUS, Transboundary, Gender and SADC Protocol. RBOs supported to implement IWRM-ORASECOM, LIMCOM, ZAMCOM and in partnership with EC, DFID/CRIDF, IWMI, IUCN and others. Draft Nexus regional investment framework developed with nexus country status reports for all 15 SADC countries Zambia GCF NAP proposal finalised for submission to GCF and Livingstone water supply GCF concept note completed
<p>Highlight 2</p> <ul style="list-style-type: none"> Develop knowledge materials based on processes and results of the program Facilitate knowledge and information sharing at SADC regional level 	<ul style="list-style-type: none"> Various knowledge products developed and shared during SADC regional events- SADC Water Dialogue and RBO Videos and live-streaming disseminated on several topics: GCF project preparation on climate resilience, Briefing notes for WRTC SADC Senior water officials from 15 SADC countries meetings (3), outcomes reports for RBO and SADC regional water dialogues, Gender regional workshops and outcomes of key global and Pan African processes-World Water Forum, PIDA Water Event during Stockholm World Water Week.
<p>Highlight 3</p> <ul style="list-style-type: none"> Support strategic reorientation of GWPSA/CWPs towards-water security for SDG implementation , sustainable industrialisation and job creation-through Strengthening CWPs, CWPs accreditation and project development 	<ul style="list-style-type: none"> In partnership with the HLPW, AfDB, AMCOW, NEPAD and AU, the AIP was developed and unveiled by Senegal Prime-minister during the world water forum. AIP introduced to countries for repositioning the CWP niche and role at country level. Concepts for AIP Tanzania and AIP Botswana. Mapping of CWPs and their current status developed and actions for follow up defined during 2019. Lesotho, Zambia, Zimbabwe expressed interest to follow up with Accreditation.
<p>Highlight 4</p> <ul style="list-style-type: none"> Support the annual 2018 Waternet-WARFSA-GWPSA symposium to enable the hosting country LOC to operate in planning the symposium to cover the daily registration for GWPSA partners in the host country - including the youth to participate in the research-policy engagement interaction organised by GWPSA. 	<ul style="list-style-type: none"> The Waternet-WARSFA-GWPSA symposium confirmed and preparations advanced with GWPSA input. Symposium will be held on 29Oct-2 Nov. GWPSA also convening a High Level Consultation on DRR in partnership with the Japanese government to seek regional inputs in the High Level Panel on Water & Disasters.
CRITICAL ASSESSMENT	
<p><u>Analysis of planned vs. achieved:</u> 2018 was a busy year for GWPSA. Key regional projects initiated in 2017, the SADC EU Nexus and the GIZ funded transboundary project reached the pick of their implementation. An EC evaluation of NEXUS highly rated the progress in Nexus implementation. SADC Gender processes progressed with the most progress in LIMCOM, ZAMCOM and capacity building strategy was developed for the ORASECOM investment planning processes. GWPSA also spent considerable time and effort coordinating the Africa process for the world water forum in Brazil and developing a flagship initiative-the Africa Water Investment Programme in collaboration with the HLPW. The PIDA Water Africa programme was developed with a special event held during the Stockholm world water week</p>	

GWP Annual Progress Review for 2018

involving various development Partners-World Bank, AfDB, EC, Sida, ADA, AU, NEPAD, AMCOW and others. Overall, most planned targets and outcomes were achieved.

Challenges, lessons learned and recommendations:

Key challenges remain on accreditation of CWPs. During the year, most regional activities focused on developing the AIP as a value proposition for CWPs following the adoption of a decision for the Strategic repositioning of CWP role in the region towards Investment planning for industrialisation, SDG 6 implementation and Job creation. Key lessons to inform the CWP revitalisation and accreditation include the need for dedicated GWPSA regional programme officer based at the country level to support the CWP Chair and Coordinator, need for motivated CWP Chair and Coordinator and a comprehensive work programme. The AIP will be adapted for each country and form the basis for a National GWP investment programme. Table below shows the next steps for CWP strengthening.

CWP	Status of the Country Water Partnership	Proposed Way Forward/Next Steps
Angola	There is a Chairperson, Jose Joao da Silva. There is no Coordinator currently. There is however an updated list of partners is available.	<ul style="list-style-type: none"> • Need to appoint a Coordinator; • Need to confirm if there are on-going activities/initiate CWP activities;
Botswana	There is a Chairperson Prof Kebuang Kenabatho. The current Coordinator is Neil Fitt. Mike Ramaano is the other contact person. List of partners is outdated, and there is a need to re-apply and register partners. An approved constitution for accreditation is in place. Botswana categorised in the first phase for accreditation for which a Draft road map in place.	<ul style="list-style-type: none"> • Meeting of partners to be held before the end of 2018; • Registration of partners required; • After partner's registration, application for accreditation to be submitted; • Follow up and consultations with GWP – SA is in progress.
DRC	There is a Chairperson in place, Yvonne Ibekele Saila, as well as a Coordinator Eugene Shamba Nzitatira. An updated list of partners is available. GWP focal point is Julienne.	<ul style="list-style-type: none"> • There will be need to consider accreditation process for the second phase, for which a Road map should be prepared and agreed
Eswatini	There is a Chairperson in place, Dr Leonard Sive Ndlovu, and the Coordinator has moved to Gaborone, Botswana. An updated list of partners is available.	<ul style="list-style-type: none"> • It would appear there is need to identify a new Coordinator; • Accreditation to be initiated in the second phase.
Lesotho	There is a Chairperson in place, Mr Thabo Nteko, and the Coordinator is Mr Ngoanamathe Nthathakane. There is an updated list of partners available. Lesotho placed in the first phase for accreditation proceedings.	<ul style="list-style-type: none"> • Meeting of partners to be held before the end of the year, and will agree on the road map for accreditation; • Consultations on the matter between the Lesotho CWP and GWP – SA ongoing.
Madagascar	Neither Chairperson nor Coordinator in place at this stage. There are however some contact persons. There is therefore no CWP in place, and there is need to provide support to kick start the partnership.	<ul style="list-style-type: none"> • There is no CWP at present; • Basic work required to put in place mechanisms for a CWP through appointment of Chairperson and Coordinator (current contact persons can assist with the process)..
Malawi	There is a Chairperson in place (Mr Samuel Bota) and a Coordinator (Prof Victor Chipofya).	<ul style="list-style-type: none"> • To check status of partners list
Mauritius	There is neither a Chairperson nor a Coordinator in place. There is however a contact Dr Manta Nowbuth from the University of Mauritius. The CWP requires a proper structure to be established, and suggests assistance and guidance from GWP. Julienne assisting the process.	<ul style="list-style-type: none"> • Need to initiate identification of Chairperson and Coordinator, as well as put in place relevant processes.
Mozambique	Neither Chairperson nor Coordinator in place. Updated list of partners available. Tendai Gandanzara is the GWP focal point.	<ul style="list-style-type: none"> • Need to initiate identification of Chairperson and Coordinator, as well as put in place relevant processes.
Namibia	The Chairperson is Maria Amakall, and the Coordinator is Ms Bernadette Shalumbu. Updated list of partners is available	<ul style="list-style-type: none"> • There will be need to put into place mechanisms for accreditation of the Namibia CWP targeted for the second phase of this process.

GWP Annual Progress Review for 2018

Seychelles	There is neither a Chairperson nor a Coordinator in Seychelles. However, there is a current updated list of partners available. In essence, there is no CWP in Seychelles.	<ul style="list-style-type: none"> • There is need to identify a Chairperson and a Coordinator for Seychelles and put in place a functional CWP.
South Africa	GWP nominated Act Chair Ms Lindiwe Lusenga. There is currently no Coordinator. There is no indication of the existence of a current partners list. CWP non-functional, Partners met in 2015.	<ul style="list-style-type: none"> • There is need to consult with the current Chair to nominate an Act Coordinator, put together a list of partners, subsequently work on a Constitution as part of the road map for accreditation.
Tanzania	Tanzania CWP is the most functional and is the only one that acquired Accreditation. The Chairperson, Dr Victor Kongo and Coordinator Ms Diana Kimbute, as well as the Current Partners list are in place. The CWP has commenced developing an AIP for Tanzania.	<ul style="list-style-type: none"> • Given its functionality, the CWP requires financial support and some guidance from time to time; • There is need to develop a strategy for the Tanzania CWP Sustainability.
Zambia	The Chairperson, Prof Imasiku Nyambe, the Act Coordinator Mr George Phiri are in place. There is no indication of a current partners list. The CWP does not appear functional at this stage.	<ul style="list-style-type: none"> • There is need to consult with the Chair and put together a current list of partners, assist with drafting of a Constitution and take steps towards accreditation of the same.
Zimbabwe	The current Chairperson from the Ministry, Mr Zvikomborero Manyangadze, the Coordinator, Mr Wensley Muchineri and a Current Updated List of Partners are available. There is need for the convening of an AGM as well as drafting of a constitution for accreditation.	<ul style="list-style-type: none"> • Follow up on the AGM and drafting of a Constitution is in progress; • The CWP has few steps towards accreditation.

GWP Annual Progress Review for 2018

Ind. Ref.	Indicator	2018 targets ³⁹	2018 Results
I1	No. of people benefiting from improved water resources planning and management	10000	
I2	Total value of investment influenced which contributes to water security and climate resilience through improved WRM & water services	10000000	
O1	No. of policies, plans and strategies which integrate water security for climate resilience <i>and other key issues</i>	2	5
O1g	No. of policies/plans/strategies that have gender mainstreamed in water resource management	2	2
O2	No. of approved investment plans associated with policies, plans and strategies which integrate water security for climate resilience	1	
O3	No. of agreements/commitments on enhanced water security at transboundary/ regional level influenced.	0	
O4	No. of investment strategies supporting policies and plans which integrate water security for climate resilience <i>and other key issues</i>	2	1
O5	No. of enhanced legal frameworks / policies / strategies integrating water security for climate change <i>and other key issues</i> facilitated by GWP	1	1
O6	Gender: Percentage of women and girls benefiting from interventions to improve water security (min %).	50%	
O7	Youth: No. of youth organizations involved in partnerships and decision-making bodies	15	
OT1.1	Recognition of GWP contribution to the post-2015 development agenda measured by number of acknowledgments in official documents		4
OT1.2	No. of regional organisations supported in developing agreements/commitments /investment options and tools that integrate water security and climate resilience <i>and other key issues</i>	3	5
OT1.3	No. of national organisations supported in developing legal frameworks / policies / strategies, sectoral and development plans- integrating water security and climate resilience <i>and other key issues</i>	6	21
OT1.3g	No. of national/subnational organisations supported in integrating gender perspectives into water resource management policies/plans/legal frameworks	6	6
OT1.4	No. of organisations (all levels) supported in the development of investment strategies supporting policies and plans which integrate water security for climate resilience <i>and other key issues</i>	6	46
OT1.5	No. of countries supported in the development of capacity and projects to access climate and climate-related finance to improve water security.	2	23
OT1.6	No. of demonstration projects undertaken for which innovation has been demonstrated		
OT1.6g	No. of initiatives/demo projects specifically targeting gender issues		
OT1.7	No. of documents produced outlining the lessons from GWP demonstration projects and a plan for replicating solutions	1	3
OT1.8	No. of beneficiaries supported in demonstration projects on water security and climate resilience undertaken	0	
OT2.1	No. of government institutions/other stakeholders with demonstrably enhanced capacity to integrate water security and climate change <i>and other key issues</i> in the design and implementation of policies, plans & projects	6	31
OT2.1g	No. of capacity building and professional development workshops/initiatives with a significant focus on women and youth	0	4
OT2.2	No. of south-south lesson learning & knowledge transfer initiatives with commitments for step-wise follow up	1	5
OT2.3	No. of media features on water security for climate change <i>and other key issues</i> . All media including radio, television, print, internet.	3	4
OT2.4	Number of publications, knowledge products (including strategic messages) and tools for water security for climate resilience <i>and other key issues</i> developed and disseminated	3	2
OT2.4g	No. of publications and knowledge products that have a prominent gender perspective incorporated	3	
OT2.5	User satisfaction across knowledge products and services produced, managed and disseminated by GWP.	75%	83%
OT2.6	No. of joint global/regional activities by GWP, development banks and other multilateral agencies integrating water security with climate <i>and other key issues</i> , leading to demonstrable follow-up actions.		
OT3.1	Implementation of Results Framework & associated M&E across the GWP network.		
OT3.2a	Increased financial performance across all Regional and Country Water Partnerships – Locally raised funds.		2 530 000
OT3.2b	Increased financial performance across all Regional and Country Water Partnerships – In kind contributions.	10000	

³⁹ As included in the GWP 2018 Workplan
December 2018

3.1.15 West Africa

Progress Report (elements)		West Africa									
IMPACT (Socio-Economic Benefits)		WAF	REG	TB	Benin	Burkina F.	Cape Ver.	Cote d'Iv.	Gambia	Ghana	Guinea
	Value Added (proxy €):										
	Beneficiaries (NB):										
	Investments (leverage):	7.5M									
		Guinea-Bi	Liberia	Mali	Mauritani:	Niger	Nigeria	Senegal	Sierra Le	Togo	
	Value Added (proxy €):										
	Beneficiaries (NB):										
	Investments (leverage):										
OUTCOMES (Water Governance Systems)		WAF	REG	TB	Benin	Burkina F.	Cape Ver.	Cote d'Iv.	Gambia	Ghana	Guinea
	A Policies	10	0	4	1	2	0	1	0	1	1
	B Institutional roles	6	1	2	2	1	0	0	0	0	0
	C Management Instruments	10	0	4	0	3	0	0	0	3	0
	Total	26	1	10	3	6	0	1	0	4	1
		Guinea-Bi	Liberia	Mali	Mauritani:	Niger	Nigeria	Senegal	Sierra Le	Togo	
	A Policies	0	0	0	0	0	0	0	0	0	0
	B Institutional roles	0	0	0	0	0	0	0	0	0	0
	C Management Instruments	0	0	0	0	0	0	0	0	0	0
	Total	0	0	0	0	0	0	0	0	0	0
PROGRESS MARKERS (Actors influenced)	2014-to date										
		Something can be reported about the boundary actor, mostly in terms of connection / interest / participation to GWP activities (10%) /									
		A change process is identified while not fully implemented; the discussion of the link to GWP activities is worth reporting (50%) +									
		A significant change can be reported; the discussion of the different influences/ processes leading to this change is worth reporting, including the link to GWP activities (90%) ++									
OUTPUTS/ACTIVITIES (Proxy)	2014-to date	Number of hits by activity type 					Proportion of hits by theme 				
INPUTS (Budgets)		WAF	REG	TB	Benin	Burkina F.	Cape Ver.	Cote d'Iv.	Gambia	Ghana	Guinea
	Budget (€):										
		Guinea-Bi	Liberia	Mali	Mauritani:	Niger	Nigeria	Senegal	Sierra Le	Togo	
	Budget (€):										

WAF	
WORKPLAN 2018 (Highlights)	PROGRESS 2018
<p>Highlight 1</p> <ul style="list-style-type: none"> GWP WA will continue to support the achievement of global water Agenda in West African sub-region, including support to the implementation of SDGs and Sendai framework for reducing disaster risks 2015-2030 in accordance with the GWP change agenda. It will therefore undertake some capacity building activities for key stakeholders including local authorities. Water governance and Transboundary issues will be addressed through the programmes and projects implemented including, WACDEP, IDMP-WA and some new other initiatives that are being developed. 	<ul style="list-style-type: none"> Follow up on IWRM planning and implementation in countries, where CWPs are involved in most government as well as communities initiatives, including Guinea Benin Burkina Faso Niger and Mali. Support to the preparation of ECOWAS and countries to attend the World Water Forum in March in Brasilia. The Chair and the ES attended as Presenters and Panelists in various sessions including the one on IWRM implementation status and prospects in West Africa. Involvement in the preparation of the Africa Water Week held on 29th October – 2nd November in Libreville. The Chair and the ES attended as Presenters, Panelists and Moderators for various sessions. Support to SDG6 implementation, with new SDG activities being launched in Ghana and Senegal respectively to support: (i) The development and Action Plan for accelerating IWRM implementation and (ii) The establishment of an integrated system for the coordination of the SDG6 indicators monitoring. Support to ECOWAS and countries, together with UNEP-DHI), for designing and implementing the regional Water Monitoring and Reporting System for West Africa Strong involvement in flood and drought management, through implementation of IDMP-WA and development of the Volta project, successfully submitted to Adaptation Fund Transboundary issues were addressed together with major stakeholders of basin management like the Volta and Niger Basins Authorities as well as the support to ECOWAS to establishment the new Bia-Comoe-Tanoe basin Authority Strong focus on development of new initiatives for the Nexus and drought and flood risks management Contribution to an improved urban water management with the supply of a better water quality for the population of Cotonou in Benin Support initiatives to encourage water and sanitation actors who devote themselves to improving the living conditions of the population through best practices in Burkina Faso with the organization of the Water and Sanitation Prizes. Youth involvement with improved capacity in water management issues and climate resilience development actions in rural communities addressed through the regional Youth initiative and the project #TonFuturTonClimat.
<p>Highlight 2</p> <ul style="list-style-type: none"> Collaboration with major stakeholders in the frame of the Knowledge 	<ul style="list-style-type: none"> The results of the Mekrou Project including the SDAGE and PMPI documents have been published together with efforts with AGRHYMET Regional Center to get

GWP Annual Progress Review for 2018

<p>development and management will be pursued including the continuation of the initiative of special partnership with Media. The regional IWRM bulletin “Running Water” will be issued and partners will be encouraged, supported and invited to contribute to the GWP knowledge chain. The results of GWP actions in the region will be documented for dissemination through the GWP TOOLBOX</p>	<p>guidelines for the integrated management of drought in West Africa.</p> <ul style="list-style-type: none"> • One issue of “Running Water” on the efforts to limit the degradation of the Fouta Djallon Highlands in Guinea as a contribution from GWP WA in the advocacy for the preservation of the West Africa water tower is being finalized for publication. • In collaboration with IUCN, the 5th edition of the media award of the water and environment journalism was organized with the winner brought to participate to the World Water Week in Stockholm. • Impact story on IWRM process in Benin finalised published.
<p>Highlight 3</p> <ul style="list-style-type: none"> • GWP - WA will consolidate the regional network with enhanced support to accredited CWP and having strong commitment in strengthening their internal governance. A review of the governance of each accredited CWP and its capacity to deliver will be made. The self-management of the regional secretariat will be kept with very good standards through good control of the financial aspects and greater visibility and credibility for the activities. 	<ul style="list-style-type: none"> • The Regional Secretariat is fully self-hosted with good performance in terms of management standards. • One new CWP from Ivory Coast was accredited bringing the number for the Region of West Africa to 10 accredited CWPs. • All the 10 CWPs are fully in line with their fundamental texts with their governance bodies renewed where it was necessary (Benin, Guinea, Mali, Côte d’Ivoire, Senegal and Burkina Faso). The Regional Chair together with the Executive Secretariat have supported through working visits to Guinea, Niger, Côte d’Ivoire, Senegal, Mali and Burkina – Faso. • CWP Guinea that has been dormant for the last years showed a lot of commitment and strong capacity since the renewal of bodies to implement activities and improve its governance. Notice of the same commitment and will from Gambia as well. • The Regional Secretariat has followed up on the recommendations of the OPCAP assessment of CWPs. • The monthly e-newsletter L@ Chronique is sent to partners as the website is regularly updated with news items on programmes and projects implementation activities.
<p>Highlight 4</p> <ul style="list-style-type: none"> • The mobilisation of financial resources will be the focus of GWP in the region during 2018 and throughout the 2017-2019 three-year programme period. GWP-WA will be taking the lead in Project development and working with the donors in its collaboration with key partner organizations, and the CWPs. The Green Climate Funds will be a key target in the fund-raising activities, taking into account the experience in GWP network 	<ul style="list-style-type: none"> • The renewal of the bodies by the Assembly of Partners (AP) held in September 2017 has given a new life to the Executive Secretariat which, together with the new Chair and Technical committee members have developed new fund-raising initiatives with the development of joint proposals with partners submitted for funding. These include transboundary initiatives as well as on the Nexus and drought and flood risks management. Those new initiatives have been developed in addition to ongoing programmes and projects. If the joint IFPRI, CILSS and GWP WA Nexus initiative was not successful, that one on the integrated flood management in the Volta Basin in the framework of the WMO-GWP Associated Programme on Flood Management (APFM) submitted to the Adaptation Fund was accepted for US\$ 7.9 million and will be implemented from 2019 to 2023.

- The Secretariat has tried as much as possible to support CWPs in developing new project proposals for fund raising in order for them to become viable and autonomous financially. Results have yet to be known.
- The Secretariat signed an agreement with UNEP-DHI costing EUR 64,000 to provide a joint Technical Assistance to ECOWAS to design and operationalise the regional water monitoring and reporting system for West Africa and strengthen the capacity of water sector stakeholders, and thereby contribute to improvement of the performance of the water sector in the Member States.
- CWP Benin signed with the Country Office of African Development Bank (AfDB) an agreement for a grant of EUR 495 340 to implement a 2 year Project named « Renforcement des Investissements pour un développement résilient aux Changements climatiques dans le Complexe Lac Nokoué- Lagune de Porto Novo (RICC) » that was launched on 25th October.
- The prospects are brighter with the proposals developed and submitted jointly with many partners at regional level for fund raising: (i) The Adaptation Fund funded project with VBA and WMO; (ii) The GEF funded project with VBA; (iii) The SIDA funded project for West and Central Africa on the Regional Partnership for Water and Environment with IUCN and partners.
- GWP-WA engaged a process with ECOWAS and partners to update the document and raise finance resources for the implementation for the project on the "Dialogue on concerted and coordinated management of ground water resources in West Africa".

CRITICAL ASSESSMENT

Analysis of planned vs. achieved:

- GWP WA in 2018 has achieved tremendous results to come closer to its partners through concrete actions. It provided a significant support to both CWPs and partners at regional and national levels.
- The promotion of youth employability was brought out as a major challenge where GWP-WA has made great progress with the recruitment of three young professional (for technical issues and assisting finance administration). There is also the initiative focusing youth initial capacity building with efforts to make a link between academic training and the real business life.
- Transboundary issues were addressed together with major stakeholders of basin management like the Volta and Niger Basins Authorities as well as the support of the Region to the establishment of the new Bia-Comoe-Tanoé basin Authority.
- The financial reports are more focused and timely with an improved action from CWPs under the regional guidance. There is still a necessity to make a close follow up for most of the CWPS.
- A lot of efforts have been deployed to raise funds in order to improve activities implementation at both country and regional levels. The good news has come from one of these initiatives in the Volta Basin and efforts are continued. There is a need to reinforce capacity of staff both at country and regional level to improve implementation and management abilities.
- The Regional Secretariat needs the support of GWPO to strengthen its institutional position as a regional organization that will help in the fund-raising argumentation and credibility as well as visibility in the host country and by the regional partners organizations.

GWP Annual Progress Review for 2018

Challenges, lessons learned and recommendations:

- GWP WA needs to focus more on fund-raising efforts and widen the scale of collaboration to taken into account some regional and national partners working outside GWP traditional focus areas to make linkages.
- CWPs lack capacity that need to be strengthened with support from regional and global levels.
- The regional partners have engaged the Chair and the Executive Secretary to get accredited the regional partnership as an inter-governmental regional organization with credibility and good institutional basis. The support of the Global Secretariat is needed to initiate and facilitate this process since that will contribute to ease fund raising argumentation.
- Knowledge generation and management are among the challenges GWP-WA needs to strengthen and work more with other partners both at regional and national levels to address this better.


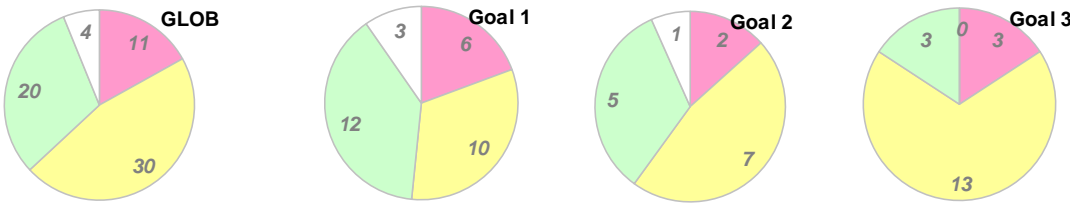
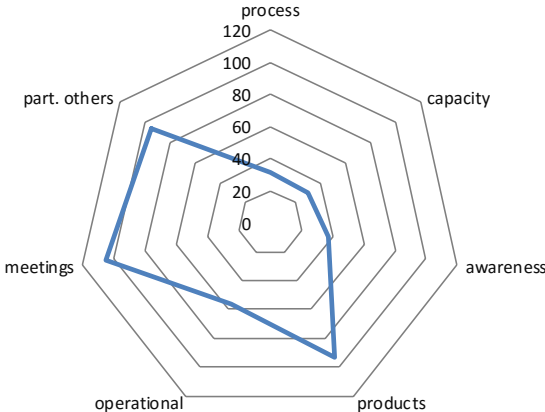
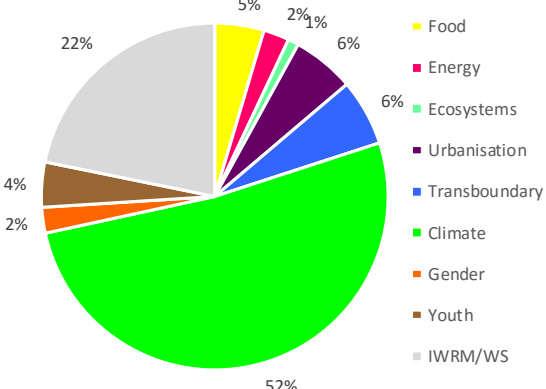
GWP Annual Progress Review for 2018

Ind. Ref.	Indicator	2018 targets ⁴⁰	2018 Results
I1	No. of people benefiting from improved water resources planning and management	200000	250 000
I2	Total value of investment influenced which contributes to water security and climate resilience through improved WRM & water services	8000000	7 500 000
O1	No. of policies, plans and strategies which integrate water security for climate resilience <i>and other key issues</i>	1	1
O1g	No. of policies/plans/strategies that have gender mainstreamed in water resource management	1	1
O2	No. of approved investment plans associated with policies, plans and strategies which integrate water security for climate resilience		1
O3	No. of agreements/commitments on enhanced water security at transboundary/ regional level influenced.		2
O4	No. of investment strategies supporting policies and plans which integrate water security for climate resilience <i>and other key issues</i>		1
O5	No. of enhanced legal frameworks / policies / strategies integrating water security for climate change <i>and other key issues</i> facilitated by GWP		1
O6	Gender: Percentage of women and girls benefiting from interventions to improve water security (min %).	50%	30%
O7	Youth: No. of youth organizations involved in partnerships and decision-making bodies	3	3
OT1.1	Recognition of GWP contribution to the post-2015 development agenda measured by number of acknowledgments in official documents	2	
OT1.2	No. of regional organisations supported in developing agreements/commitments /investment options and tools that integrate water security and climate resilience <i>and other key issues</i>		4
OT1.3	No. of national organisations supported in developing legal frameworks / policies / strategies, sectoral and development plans- integrating water security and climate resilience <i>and other key issues</i>	2	4
OT1.3g	No. of national/subnational organisations supported in integrating gender perspectives into water resource management policies/plans/legal frameworks	1	1
OT1.4	No. of organisations (all levels) supported in the development of investment strategies supporting policies and plans which integrate water security for climate resilience <i>and other key issues</i>	1	
OT1.5	No. of countries supported in the development of capacity and projects to access climate and climate-related finance to improve water security.	6	6
OT1.6	No. of demonstration projects undertaken for which innovation has been demonstrated	3	3
OT1.6g	No. of initiatives/demo projects specifically targeting gender issues	3	
OT1.7	No. of documents produced outlining the lessons from GWP demonstration projects and a plan for replicating solutions	2	
OT1.8	No. of beneficiaries supported in demonstration projects on water security and climate resilience undertaken	1000	530
OT2.1	No. of government institutions/other stakeholders with demonstrably enhanced capacity to integrate water security and climate change <i>and other key issues</i> in the design and implementation of policies, plans & projects	60	20
OT2.1g	No. of capacity building and professional development workshops/initiatives with a significant focus on women and youth	4	7
OT2.2	No. of south-south lesson learning & knowledge transfer initiatives with commitments for step-wise follow up	3	3
OT2.3	No. of media features on water security for climate change <i>and other key issues</i> . All media including radio, television, print, internet.	20	13
OT2.4	Number of publications, knowledge products (including strategic messages) and tools for water security for climate resilience <i>and other key issues</i> developed and disseminated	10	6
OT2.4g	No. of publications and knowledge products that have a prominent gender perspective incorporated	1	
OT2.5	User satisfaction across knowledge products and services produced, managed and disseminated by GWP.	70%	
OT2.6	No. of joint global/regional activities by GWP, development banks and other multilateral agencies integrating water security with climate <i>and other key issues</i> , leading to demonstrable follow-up actions.	1	
OT3.1	Implementation of Results Framework & associated M&E across the GWP network.		
OT3.2a	Increased financial performance across all Regional and Country Water Partnerships – Locally raised funds.		500 000
OT3.2b	Increased financial performance across all Regional and Country Water Partnerships – In kind contributions.	200000	

⁴⁰ As included in the GWP 2018 Workplan
December 2018

3.2 For GWPO

3.2.1 Summary data Global Agenda

Progress Report (elements)	Global			
IMPACT (Socio-Economic Benefits)	Global			
	Value Added (proxy €):			
	Beneficiaries (NB):			
	Investments (leverage):			
	Value Added (proxy €):			
	Beneficiaries (NB):			
OUTCOMES (Water Governance Systems)	Global			
	A Policies	3		
	B Institutional roles	6		
	C Management Instruments	1		
	2014-to date	Total	10	
	A Policies			
B Institutional roles				
C Management Instruments				
Total				
PROGRESS MARKERS (Actors influenced)	2014-to date			
				
	Something can be reported about the boundary actor, mostly in terms of connection / interest / participation to GWP activities (10%)			/
	A change process is identified while not fully implemented; the discussion of the link to GWP activities is worth reporting (50%)			+
	A significant change can be reported; the discussion of the different influences/ processes leading to this change is worth reporting, including the link to GWP activities (90%)			++
OUTPUTS/ACTIVITIES (Proxy)	2014-to date			
	<p>Number of hits by activity type</p> 		<p>Proportion of hits by theme</p> 	
INPUTS (Budgets)	Global			
	2014-todate	INPUTS		
	(Budgets)	Budget (€):		
2009-todate	Budget (€):			

GWP Annual Progress Review for 2018

3.2.2 GWPO Secretariat

Global	
WORKPLAN 2018 (Highlights)	PROGRESS 2018
<p>Highlight 1 (100)</p> <ul style="list-style-type: none"> Manage the GWP 2014-19 Strategy External evaluation process and draw lessons for GWP strategic planning exercise and possible early adaptation measures Sustain a strong relationship with the financial partners group, fostering engagement of new comers so as to enhance midterm robustness of GWP basket funding base Strengthen GWP corporate messaging and visibility on both the SDGs and Climate adaptation agendas. 	<ul style="list-style-type: none"> External evaluation completed, and results discussed with financial partners at a dedicated meeting in august 2018. Follow-up response tabled at the SC meeting in December 2018 In progress. Joined FPG-SC-SP meeting organized in June 2018 focusing on strategic pointers GWP well embedded into the SDG6.5 process and Climate agenda (i.a. via COP and country support to CC projects preparation)
<p>Highlight 2 (200)</p> <ul style="list-style-type: none"> Strengthen minimum eight targeted CWP's operational capacity in collaboration with the RWP/CWP Set in place a mechanism for annual updates on the CWP's operational capacity Ensure full functionality of the electronic invoicing system and the attached commitment process 	<ul style="list-style-type: none"> Nepal, Bangladesh, Indonesia, Sao Tomé, Vietnam have received targeted support. GWPO supported SEA CWP's workshop on common accounting software and SAS CWP workshop on financial management Annual updates OPCAP in progress (Sept. 18) Electronic invoicing software fully functioning Commitment process not in place by September, but will be by end 2018
<p>Highlight 3 (300)</p> <ul style="list-style-type: none"> Plan and execute 'Finance SDG 6' campaign Support improvement of RWP collaborative platforms (Office 365, internet, etc.) Comms support for events (e.g., WWF8) and PRM-related activities 	<ul style="list-style-type: none"> This became the 'ActOnSDG6' campaign launched at WWF8. It provides the overall messaging of GWP's 'SDG-IWRM-MSP' niche. With staff change in IT, only some progress made. Nevertheless, all RWPs on shared platform. Major outreach at WWF8, HLPF, and WWW.
<p>Highlight 4 (400)</p> <ul style="list-style-type: none"> Develop the SDG6 Support Programme as an umbrella for GWP Programme Strengthen synergies between GWP entities (thematic twinning with RWPs & continental agendas) Successfully engage the network in the 2020 strategic planning exercise 	<ul style="list-style-type: none"> Strong partnership established with UN Environment beyond support on the baseline for SDG6.5.1. Pilot work in selected countries for developing roadmaps (IWRM action plans) as response to the gaps identified. Thematic twinning sustained with SAF (Climate) and initiated with MED (TB). Overall framework of the youth programme (with SAS) being reshuffled Series of structured consultations in a sequence (Budapest Regional days, Network meeting, regional Steering Committee meetings)
<p>Highlight 5 (500)</p> <ul style="list-style-type: none"> Produce knowledge products that address IWRM approaches to support SDG implementation (Water Sharing, Water Stewardship, Multipurpose infrastructure financing are some of them) Engage with RWPs in line with the GWP knowledge and learning strategy (training – Collaborative modelling, Water Sharing – 	<ul style="list-style-type: none"> Water Sharing paper on schedule. Water Stewardship being reconceived. Financing multipurpose infrastructure postponed to 2019 to meet expectations of Africa Investment Program. Global Literature Survey on Water and Migration produced in cooperation with FAO and presented at WWF8.

GWP Annual Progress Review for 2018

<p>depending on the request and interest of RWPs, online webinars)</p> <ul style="list-style-type: none"> • Provide technical advice and participation at global debates on water issues (HLP on Water and Food, WWF8 and respective HLPs, Water Week in Stockholm) 	<ul style="list-style-type: none"> • Workshop on Water Sharing in China (Jan. 2018). • Collaborative Modelling training – South East Asia (Mekong) with USACE-IWR, MRC, and GWP SEA, October 2018, Vientiane (Laos). • IWL training to RWPs Africa in June 2018. • Various TEC members supported or participated in these, and other, events.
--	---

CRITICAL ASSESSMENT

Analysis of planned vs. achieved:

A satisfactory implementation rate during a year of transition in GWPO leadership (ES and Chair) and within some budget constraints.

Challenges, lessons learned and recommendations:

The main challenges for 2019 will include (i) the delivery of a powerful strategy rallying support and ownership in the network and in the financial partners group; (ii) the seamless translation of the strategy in an operational workprogramme, including plans for resources to be mobilized (human and financial).

GWP Annual Progress Review for 2018

Ind. Ref.	Indicator	2018 workplan targets	2018 Results
I1	No. of people benefiting from improved water resources planning and management		
I2	Total value of investment influenced which contributes to water security and climate resilience through improved WRM & water services		
O1	No. of policies, plans and strategies which integrate water security for climate resilience <i>and other key issues</i>		
O1g	No. of policies/plans/strategies that have gender mainstreamed in water resource management		
O2	No. of approved investment plans associated with policies, plans and strategies which integrate water security for climate resilience		
O3	No. of agreements/commitments on enhanced water security at transboundary/ regional level influenced.		
O4	No. of investment strategies supporting policies and plans which integrate water security for climate resilience <i>and other key issues</i>		
O5	No. of enhanced legal frameworks / policies / strategies integrating water security for climate change <i>and other key issues</i> facilitated by GWP		
O6	Gender: Percentage of women and girls benefiting from interventions to improve water security (min %).		
O7	Youth: No. of youth organizations involved in partnerships and decision-making bodies		
OT1.1	Recognition of GWP contribution to the post-2015 development agenda measured by number of acknowledgments in official documents	5	9
OT1.2	No. of regional organisations supported in developing agreements/commitments /investment options and tools that integrate water security and climate resilience <i>and other key issues</i>		
OT1.3	No. of national organisations supported in developing legal frameworks / policies / strategies, sectoral and development plans- integrating water security and climate resilience <i>and other key issues</i>		
OT1.3g	No. of national/subnational organisations supported in integrating gender perspectives into water resource management policies/plans/legal frameworks		
OT1.4	No. of organisations (all levels) supported in the development of investment strategies supporting policies and plans which integrate water security for climate resilience <i>and other key issues</i>		1
OT1.5	No. of countries supported in the development of capacity and projects to access climate and climate-related finance to improve water security.		
OT1.6	No. of demonstration projects undertaken for which innovation has been demonstrated		
OT1.6g	No. of initiatives/demo projects specifically targeting gender issues		
OT1.7	No. of documents produced outlining the lessons from GWP demonstration projects and a plan for replicating solutions		
OT1.8	No. of beneficiaries supported in demonstration projects on water security and climate resilience undertaken		
OT2.1	No. of government institutions/other stakeholders with demonstrably enhanced capacity to integrate water security and climate change <i>and other key issues</i> in the design and implementation of policies, plans & projects	3	40
OT2.1g	No. of capacity building and professional development workshops/initiatives with a significant focus on women and youth		2
OT2.2	No. of south-south lesson learning & knowledge transfer initiatives with commitments for step-wise follow up	5	1
OT2.3	No. of media features on water security for climate change <i>and other key issues</i> . All media including radio, television, print, internet.	11	117
OT2.4	Number of publications, knowledge products (including strategic messages) and tools for water security for climate resilience <i>and other key issues</i> developed and disseminated	15	12
OT2.4g	No. of publications and knowledge products that have a prominent gender perspective incorporated		1
OT2.5	User satisfaction across knowledge products and services produced, managed and disseminated by GWP.		
OT2.6	No. of joint global/regional activities by GWP, development banks and other multilateral agencies integrating water security with climate <i>and other key issues</i> , leading to demonstrable follow-up actions.		
OT3.1	Implementation of Results Framework & associated M&E across the GWP network.		
OT3.2a	Increased financial performance across all Regional and Country Water Partnerships – Locally raised funds.		
OT3.2b	Increased financial performance across all Regional and Country Water Partnerships – In kind contributions.		

Annex A – GWP Results Framework

To enable cost-effective use of human and financial resources in delivering *results*⁴¹, the GWP Network has continually developed improved workplanning and monitoring processes and procedures.

As a policy-related organisation and network, and in order to bridge the *attribution gap* in conventional results-based management frameworks, GWP formally adopted in 2007 an *Outcome Mapping*⁴² approach to plan, implement, monitor, evaluate and report on its work. Outcome Mapping inherently recognises that direct attribution of outcomes⁴³ is not possible in organisations such as the GWP. Rather, Outcome Mapping methodologies seek to identify and report on the *plausible linkages* between outputs and outcomes across this *attribution gap*.

Following the Outcome Mapping approach, GWP plans and assesses the *influence* on the *boundary actors*⁴⁴ with whom it is working to effect behavioural change. The outcomes of GWP’s work are measured through monitoring *changes in the behaviour* of these actors and others. The *results* obtained can be monitored and reported in an intellectually credible way through describing *plausible linkages* between GWP’s activities and interventions, the observed outcomes, and the resulting impacts.

GWP’s Programme Management Cycle is summarised in the following figure.

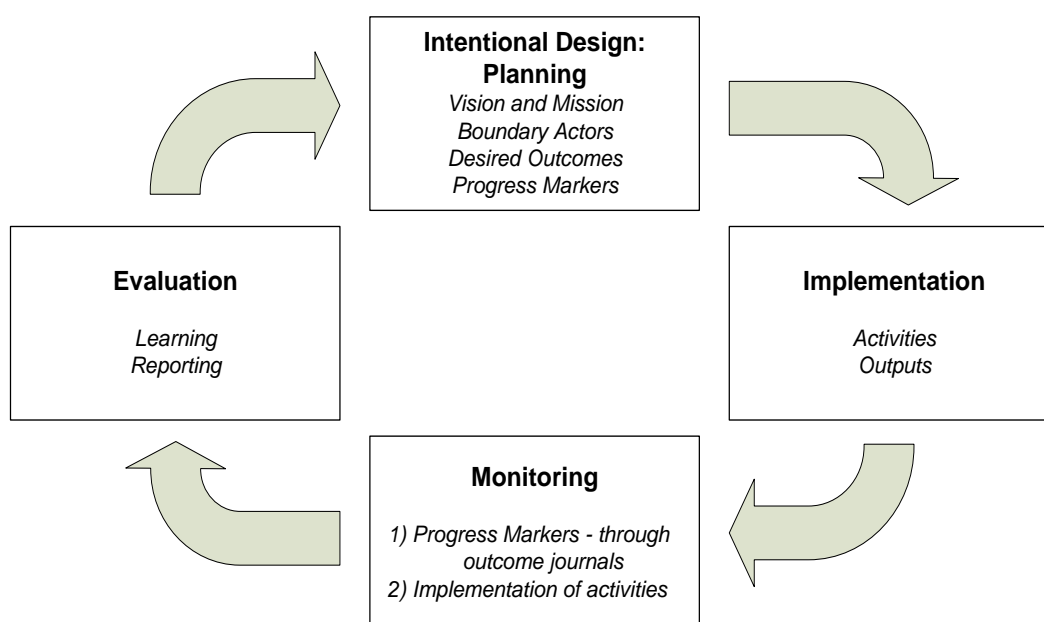


Figure 9: GWP’s Outcome Mapping-based Programme Management Cycle

Quantified targets and results for select *impact*, *outcome* and *output* indicators are recorded in the GWP logframe (see below).

⁴¹ The GWP Steering Committee, November 2011, emphasised the need for *tangible results*, to improve amongst other things the potential for the GWP business model to attract funding.

⁴² IDRC. 2001. Outcome mapping: building learning and reflection into development programs. 120 pp.

⁴³ *outcomes* as defined as *changes in relationships, activities, actions, or behaviours of boundary actors that can be plausibly linked to a programme’s activities although they are not necessarily directly caused by it* (IDRC, 2001).

⁴⁴ *boundary actors* are defined as the parties which are to change as a result of GWP’s activities.

GWP Annual Progress Review for 2018

The links between the various elements contributing to delivering results envisioned in the new Strategy are reflected in the following logical framework analysis structured to match the new Strategy with its 3 goals.

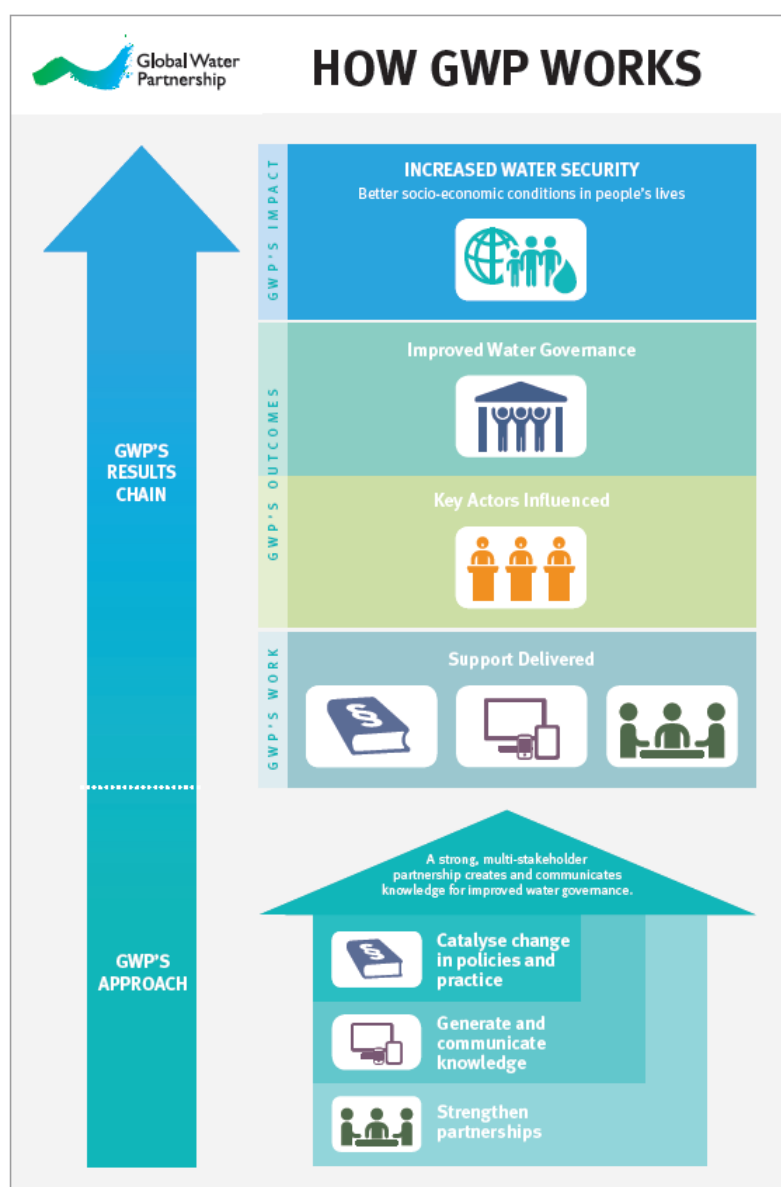


Figure 10: GWP results framework – Strategy 2020

GWP Impact

GWP impact lies in the **socio-economic and environmental benefits** derived from better water resources governance & management in the countries and regions where GWP is active.

These benefits can be related to one or several thematic areas depending on the *actual problems* solved.

IMPACT			
Vision	"A water-secure world"	GWP Impact Statement: A higher level of water security and climate resilience achieved in developing countries, transboundary basins and economic regions	Impact: <ul style="list-style-type: none"> • Benefits accrued to people from improved water resources governance and management • Value of investment influenced which contributes to water security

			for climate resilience <i>and other key issues (food, energy, ecosystems, urbanization and transboundary basins)</i> through improved WRM & water services
--	--	--	--

Impact indicators followed at GWPO level	
I1	Number of people benefiting from improved water resources governance and management
I2	Total value of investment influenced which contributes to water security for climate resilience <i>and other key issues (food, energy, ecosystems, urbanization and transboundary basins)</i> through improved WRM & water services

GWP Key Water Governance Outcomes

GWP’s main outcomes lie in the **governance improvements** introduced by actors at all levels where GWP is active. These governance improvements are called hereafter GWP Key Water Governance Outcomes and occur in “**change areas**” which cover the wide array of the water governance spectrum.

A comprehensive classification of these “change areas” and related Integrated Water Resources Management (IWRM) tools has been developed by GWP, as reflected in the GWP ToolBox classification structure (ref. www.gwptoolbox.org) organised in three main clusters:

- D. The **enabling environment** (policies, legal frameworks)
- E. The **institutional arrangements**; and
- F. The **management instruments** for sharing data/information, assessing, planning, negotiating, cooperating, regulating and financing management and development.

There is a great diversity of **change areas** and related key water governance outcomes. They can be related to one or several thematic areas depending on the *actual problems* targeted.

KEY WATER GOVERNANCE OUTCOMES			
Mission	“To advance governance and management of water resources for sustainable and equitable development”	GWP Work Programme Overall Outcome: Improved governance and management of water resources	Key water governance outcomes: <ul style="list-style-type: none"> • Enabling Environment elements influenced • Institutional Arrangements influenced • Management Instruments influenced

KEY WATER GOVERNANCE OUTCOMES – EXAMPLES	
<ul style="list-style-type: none"> • Policies, plans and strategies which integrate water security into building climate resilience and other key sectoral issues such as food security and energy security • Agreements/commitments on enhanced water security at transboundary/regional level influenced • Investment strategies supporting policies and plans which integrate water security for climate resilience • Legal frameworks / policies / strategies integrating water security and climate change facilitated by GWP • Women and girls benefit from interventions to improve water security • Youth involved in partnerships and decision-making bodies 	

Outcome indicators followed at GWPO level	
O1	Number of policies, plans and strategies which integrate water security for climate resilience <i>and other key issues (food, energy, ecosystems, urbanization and transboundary basins)</i>
O1g	Number of policies/plans/strategies that have gender mainstreamed in water resource management

Outcome indicators followed at GWPO level	
O2	Number of approved investment plans associated with policies, plans and strategies which integrate water security for climate resilience
O3	Number of agreements/commitments on enhanced water security at transboundary/regional level influenced.
O4	Number of investment strategies supporting policies and plans which integrate water security for climate resilience <i>and other key issues (food, energy, ecosystems, urbanization and transboundary basins)</i>
O5	Number of enhanced legal frameworks / policies / strategies integrating water security for climate change <i>and other key issues (food, energy, ecosystems, urbanization and transboundary basins)</i> facilitated by GWP
O6	Gender: Percentage of women and girls benefiting from interventions to improve water security (min %)
O7	Youth: Number of youth organizations involved in partnerships and decision-making bodies

GWP Outcome Challenges (Outcome Mapping approach, using progress markers)

The governance improvements listed above are happening on the ground via the actors benefiting from GWP interventions, through its partnerships.

Each GWP entity applies the Outcome Mapping approach to identify the key **boundary actors** to influence in order to have a chance to foster these changes. The way GWP would like to see these boundary actors influenced is described in the "Outcome Challenges". These Outcome Challenges are described for both global and regional agendas in intermediate goals to be reached along the way: the GWP Progress Markers.

There is a great diversity of **Boundary Actors** and related outcome challenges: Governments, RBOs, Research organizations, NGOs, Funding agencies etc. They can be related to one or several thematic areas depending on the *actual problems* targeted.

		OUTCOME CHALLENGES	PROGRESS MARKERS
Goal 1	"Catalyse change in policies and practice"	Boundary actors ensure that water governance and management is an integral part of sustainable development efforts	<ul style="list-style-type: none"> Steps of boundary actors engagement in processes such as governance reform, planning, investments
Goal 2	"Generate and communicate knowledge"	Boundary Actors use increased knowledge & communication capacity	<ul style="list-style-type: none"> Steps of boundary actors engagement in developing, sharing and institutionalizing knowledge for change
Goal 3	"Strengthen partnerships"	Boundary Actors use increased networking capacity	<ul style="list-style-type: none"> Steps of boundary actors engagement in developing, governing and sustaining partnerships

	OUTCOME CHALLENGES – EXAMPLES
Goal 1	<ul style="list-style-type: none"> Regional Economic Communities River Basin Organisations (RBOs) and governments advance regional cooperation in climate change adaptation in transboundary waters and shared aquifers for regional and economic development Countries integrate water security and climate resilience into national development planning, decision-making processes Stakeholders at all levels develop gender sensitive 'No/low Regrets' investments and financing strategies Governments demonstrate enhanced efficiency in Project preparation to leverage funding from traditional sources of water financing as well as new financing mechanisms Stakeholders develop and implement innovative pro-poor and gender sensitive 'green' solutions for addressing critical water security challenges such as water, food, and energy, to enhance climate resilience of countries and communities
Goal 2	<ul style="list-style-type: none"> Institutions and stakeholders have enhanced capacity to develop no/low regrets investment and integrate water security and climate resilience in development plans

GWP Annual Progress Review for 2018

	<ul style="list-style-type: none"> Institutions and stakeholders have access to and use information and knowledge on how to enhance water security and sustainable development
Goal 3	<ul style="list-style-type: none"> Regional/ Country Water Partnerships have enhanced competencies in fund raising, project coordination, financial management, stakeholder engagement (especially youth engagement), monitoring and evaluation

GWP Outputs and Deliverables

GWP outputs lie in **the services and products** delivered by the GWP network which foster sustainable governance improvements of the water systems (via influenced boundary actors).

There is a great diversity of **services and products**: facilitation packages for global, regional, transboundary, national or local processes; knowledge products and capacity building materials; guidelines and procedures; networking and partnerships tools etc. They can be related to one or several thematic areas depending on the *actual problems* targeted.

		HIGH LEVEL OUTPUTS	OUTPUTS / DELIVERABLES
Goal 1	“Catalyse change in policies and practice”	Facilitation packages for countries, regions and global level implemented, incl. innovative, sustainable IWRM solutions demonstrated	<ul style="list-style-type: none"> Studies, analysis, workshops, coaching, specific water management tools, demonstration projects etc.
Goal 2	“Generate and communicate knowledge”	Knowledge and capacity developed, disseminated and used	<ul style="list-style-type: none"> Knowledge products, trainings, media features etc.
Goal 3	“Strengthen partnerships”	An effective global Network of partner organisations sustained	<ul style="list-style-type: none"> Services via neutral platforms for dialogue, agenda setting, fund raising


	OUTPUTS / DELIVERABLES – EXAMPLES
Goal 1	<ul style="list-style-type: none"> Basin wide climate risk, hotspot analysis and vulnerability assessments and climate impact assessments Global Framework for Climate Services supported by GWP to provide tailored information to stakeholders, through the User Interface Country Climate Risk and Vulnerability Report Guidance on how water-using sectors can identify investment options in on-going plans and innovative financing mechanisms Economic case for investment options Database of existing regional projects
Goal 2	<ul style="list-style-type: none"> Training materials developed with key partners in each thematic area Articles on water and climate media (print, electronic and visual) Policy briefs, fact sheets, briefing notes and outcome stories to consider for water security and climate resilience
Goal 3	<ul style="list-style-type: none"> Major stakeholder groups participate in Country Water Partnerships and are represented in overall project management, and a system for wider national consultation is established and used at strategic steps in the strategy period Regional and Country Water Partnerships have implementation plans with a clear M&E Framework

Output indicators followed at GWPO level	
OT1.1	Recognition of GWP contribution to the post-2015 development agenda measured by number of acknowledgments in official documents
OT1.2	Number of regional organisations supported in developing agreements/commitments /investment options and tools that integrate water security for climate resilience <i>and other key issues (food, energy, ecosystems, urbanization and transboundary basins)</i>
OT1.3	Number of national organisations supported in developing legal frameworks / policies / strategies, sectoral and development plans- integrating water security for climate resilience <i>and other key issues (food, energy, ecosystems, urbanization and transboundary basins)</i>

GWP Annual Progress Review for 2018

Output indicators followed at GWPO level	
OT1.3g	Number of national/subnational organisations supported in integrating gender perspectives into water resource management policies/plans/legal frameworks
OT1.4	Number of organisations (all levels) supported in the development of investment strategies supporting policies and plans which integrate water security for climate resilience <i>and other key issues (food, energy, ecosystems, urbanization and transboundary basins)</i>
OT1.5	Number of countries supported in the development of capacity and projects to access climate and climate-related finance to improve water security.
OT1.6	Number of demonstration projects undertaken for which innovation has been demonstrated
OT1.6g	Number of initiatives/demo projects specifically targeting gender issues
OT1.7	Number of documents produced outlining the lessons from GWP demonstration projects and a plan for replicating solutions
OT1.8	Number of beneficiaries supported in demonstration projects on water security and climate resilience undertaken
OT2.1	Number of government institutions/other stakeholders with demonstrably enhanced capacity to integrate water security for climate change <i>and other key issues (food, energy, ecosystems, urbanization and transboundary basins)</i> in the design and implementation of policies, plans & projects
OT2.1g	Number of capacity building and professional development workshops/initiatives with a significant focus on women and youth
OT2.2	Number of south-south lesson learning & knowledge transfer initiatives with commitments for step-wise follow up
OT2.3	Number of media features on water security for climate change <i>and other key issues (food, energy, ecosystems, urbanization and transboundary basins)</i> . All media including radio, television, print, internet.
OT2.4	Number of publications, knowledge products (including strategic messages) and tools for water security for climate resilience <i>and other key issues (food, energy, ecosystems, urbanization and transboundary basins)</i> developed and disseminated
OT2.4g	Number of publications and knowledge products that have a prominent gender perspective incorporated
OT2.5	User satisfaction across knowledge products and services produced, managed and disseminated by GWP.
OT2.6	Number of joint global/regional activities by GWP, development banks and other multilateral agencies integrating water security with climate <i>and other key issues (food, energy, ecosystems, urbanization and transboundary basins)</i> , leading to demonstrable follow-up actions.
OT3.1	Implementation of Results Framework & associated M&E across the GWP network.
OT3.2a	Increased financial performance across all Regional and Country Water Partnerships – Locally raised funds.
OT3.2b	Increased financial performance across all Regional and Country Water Partnerships – In kind contributions.

Annex B – Understanding the Datasheets

		BRIEF EXPLANATIONS RELATING TO THE VARIOUS SECTIONS OF THE DATA SHEET				
		Entity	REG	TB	Country 1 Country 2	
	IMPACT (Socio-Economic Benefits)	Value Added (proxy €):	This section is meant to capture GWP impact at different scales: whole GWP system, Global level, Regional level (13 regions), Transboundary level, National level.			
		Beneficiaries (NB):				
		Investments (leverage):	A robust methodology to assess this impact is yet to be developed.			
		Value Added (proxy €):				
		Beneficiaries (NB):				
OUTCOMES (Key Water Governance improvements) Cumulative GWP		Entity	REG	TB	Country 1 Country 2	
	A Policies	This section is meant to capture GWP outcomes at different scales: whole GWP system, Global level, Regional level (13 regions), Transboundary level, National level. The approach used is based on a routine recording of "changes" fostered/influenced by GWP within the "water governance systems" at these levels. The classification of governance elements considered is based on the GWP ToolBox structure (60 governance elements grouped into 14 sub-categories and ultimately in 3 main areas: Policies, Institutional arrangements and Management Instruments).				
	B Institutional roles					
	C Management Instruments					
	Total	The data are collected routinely from all monitoring and project reports.				
	Total					
PROGRESS MARKERS (Actors influenced) 2014-to date	This section provides a snapshot of progress made at the level considered (GWP, Global or Regional) in terms of fostering changes of GWP Boundary Actors behaviour. These changes are measured against progress markers defined in GWP entities workplans. These Progress Markers are goalposts along the way to addressing Outcome Challenges identified under the 4 Goals of the GWP Strategy. The progress made are thus displayed by goals. The 3 levels assessment scale is explained below.					
	The data are collected through an annual Progress Markers Report.					
		Something can be reported about the boundary actor, mostly in terms of connection / interest / participation to GWP activities (10%)				/
		A change process is identified while not fully implemented; the discussion of the link to GWP activities is worth reporting (50%)				+
	A significant change can be reported; the discussion of the different influences/ processes leading to this change is worth reporting, including the link to GWP activities (90%)				++	
ACTIVITIES (Proxy) 2014-to date	This section provides a snapshot of activities implemented at the level considered (GWP, Global or Regional). The activities are recorded against:					
	1) Activity types (7 main types explained below); and					
	2) The 6 thematic areas (food security, energy, ecosystems, urban, transboundary, climate) and 2 cross-cutting strategic aims (gender, youth) as identified in the GWP Strategy 2014-2019					
	The data are collected through Monthly Reports.					
	Process facilitation	Contribution to significant planning / reform processes (workshops, drafting documents, consultations, etc.)				
	Capacity building	Targeted activities with a clear purpose in terms of building capacity (trainings, fora, dialogues, focused Toolbox training, etc.)				
	Awareness raising	General activities designed to raise awareness (world water days, exhibitions, etc.)				
	Knowledge products	Publications and other products (lecture notes, books, guidelines, newsletters, etc.)				
Operational management	Programme implementation activities (meetings of project management groups, technical advisory groups)					
GWP meetings	Meetings initiated by GWP for advocacy, designing or advancing a cooperation with partners (liaising with development banks, RECs, RBOs etc)					
Participation in other meetings	Participation / contribution to activities or processes initiated by others (e.g. world water forum, world water week, UN processes)					
INPUTS (Budgets) 2009-todate		Entity	REG	TB	Country 1 Country 2	
	Budget (€):	This section is meant to capture the budgets invested in GWP at different levels. The budgets can be raised at different levels (global, regional, national, local) and can be tied or untied. The amount of globally raised untied funds allocated to GWP regions annually is 200,000€.				
	Budget (€):					

Annex C – Abbreviations and Acronyms

ADB	Asian Development Bank
AfDB	African Development Bank
AMCOW	African Minister's Council on Water
ANBO	Africa Network of Basin Organisations
APWF	Asia-Pacific Water Forum
BhWP	Bhutan Water Partnership
CAADP	Comprehensive Africa Agricultural Development Programme
CABEI	Central American Bank for Economic Integration
CACENA	Central Asia and the Caucasus
CAF	Central Africa
CAM	Central America
CapNet	International network for capacity building in sustainable water management
CAR	Caribbean
CARICOM	Caribbean Community and Common Market
CCA	Climate Change Adaptation
CCAD	Central American Commission on Environment and Development
CCCCC	Caribbean Community Climate Change Centre
CDKN	Climate and Development Knowledge Network
CDM	Clean Development Mechanism
CECCC	Capacity Enhancement for Coping with Climate Change
CEE	Central and Eastern Europe
CHI	China
CICOS	Congo Basin Organisation
CILSS	Permanent Inter State Committee for Drought Control in the Sahel
CIWA	Cooperation for International Waters in Africa (World Bank Trust Fund)
COP	Conference of Parties
COTED	Council of Ministers of Trade and Environment
COWI	Consultancy within Engineering, Environmental Science and Economics
CP	Consulting Partners
CPWF	Challenge Programme on Water and Food of the CGIAR
CREPA	Centre Régional pour l'Eau Potable et l'Assainissement
CWP	Country Water Partnership
DANIDA	Denmark – Ministry of Foreign Affairs
DFID	UK Department for International Development
DHI	International consulting and research organisation, Copenhagen Denmark
DIKTAS	Project initiated by the aquifer-sharing states in the Mediterranean region
EAF	Eastern Africa
EAWU	Economic Accounting of Water Use
EC	European Commission
EC IFAS	Executive Committee of the International Fund for Saving the Aral Sea
ECCAS	Economic Community of Central African States
ECLAC	UN Economic Commission for Latin America and the Caribbean
ECOWAS	Economic Community of West African States
ERCC	Regional Strategy for Climate Change
ES	Executive Secretary
EU	European Union

GWP Annual Progress Review for 2018

EU WFD	EU Water Framework Directive
EUWI	European Union Water Initiative
EUWI-FWG	European Union Water Initiative – Finance Working Group
FAO	Food and Agricultural Organisation of the UN
FO	Finance Officer
FORSEAU	Regional Solidarity Funds for Water
FPG	Finance Partners Group
GA	General Assembly
GEF	Global Environment Facility
GIZ	Deutsche Gesellschaft für Internationale Zusammenarbeit
GWP-C	GWP Caribbean
GWPO	Global Water Partnership Organisation
GWPSA	GWP Southern Africa
HI	Host Institution
HIA	Host Institution Agreement
HLS	High Level Session
ICZM/IWRM	Integrated Coastal Zone Management/IWRM
IDM	Integrated Drought Management
IDRC	International Development Research Centre
IFAD	International Fund for Agricultural Development
IFAS	Institute of Food and Agricultural Sciences
INBO	International Network of Basin Organisation
IPCC	UN Intergovernmental Panel on Climate Change
IUCN	International Union for Conservation of Nature
IUWM	Integrated Urban Water Management
IWMI	International Water Management Institute
IWRM	Integrated Water Resources Management
JICA	Japan International Cooperation Agency
LWP	Lao Water Partnership
MED	Mediterranean
MOU	Memorandum of Understanding
NBI	Nile Basin Initiative
NGO	Non Governmental Organisation
NO	Network Officer
NSWP	New Rajasthan State Water Policy
OECD	Organisation for Economic Co-operation and Development
OM-RBF	Outcome Mapping – Results-Based-Framework
OOSKA	Water Newsletter (ref. http://www.ooskanews.com/)
PAGIREN	National IWRM Planning process in Niger
PIWAG	Programme for the improvement of Water Governance in West Africa
PO	Programme Officer
PSP	Private Sector Participation
PWA	Palestinian Water Authority
PWP	Pakistan Water Partnership
RBM	River Basin Management
RBOs	River Basin Organisations
RC	Regional Coordinator

GWP Annual Progress Review for 2018

RECs	Regional Economic Communities
RSC	Regional Steering Committee
RWH	Rain Water Harvesting
RWP	Regional Water Partnership
SADC	Southern African development Community
SAF	Southern Africa
SAM	Southern America
SAS	South Asia
SC	Steering Committee
SDC	Swiss Agency for Development Cooperation
SDG-PF	SDG Preparedness Facility
SEA	South East Asia
SICA	Central American Integration System
SITWA	Strengthening Institutions for Transboundary Water Resources Management in Africa
SIWI	Stockholm International Water Institute
SWOT	Strengths, Weaknesses, Opportunities and Threats
SWWW	Stockholm World Water Week
TAC	Technical Advisory Committee
TEC	Technical Committee
UEMOA	Union économique et monétaire Oeust-africaine
UN ESCAP	United Nations Economic and Social Commission for Asia and the Pacific
UNCED	United Nations Conference on Environment and Development
UNDP	United Nations Development Programme
UNECE	United Nations Economic Commission for Europe
UNEP	United Nations Environment Programme
UNFCCC	United Nations Framework Convention on Climate Change
UN-Water	United Nations Water Programme
USAID	United States Agency for International Development
USD	US Dollars
W&S	Water & Sanitation
WACDEP	Water Climate and Development Programme
WAF	West Africa
WB	World Bank
WCDP	World Community Development Programme
WCPS	Water and Climate Programmes of the GWP
WIN	Water Integrity Network
WMO	UN World Meteorological Organisation
WPP	Water Partnership Programme of the World Bank
WRCC	Water Resources Coordination Centre
WRM	Water Resource Management
WSS	Water Supply and Sanitation
YR	Yellow River

Annex D – Glossary of Key Terms

Term	Definition
Activities	The actions performed to produce specific outputs (by mobilising the intervention's inputs)
Attribution	The ascription of a causal link between observed (or expected to be observed) changes and a specific intervention.
Boundary actors	The parties which are to change as a result of GWP's activities
Global Action Networks	Global, multi-stakeholder, inter-organisational change networks (Waddell 2011)
Impact	The long-term effect produced by an intervention (intended or unintended, directly or indirectly related to the intervention, positive or negative)
Income from GWP's Financial Partners:	<ul style="list-style-type: none"> • Core Income: Income that can be used for any agreed activities in GWPO or the GWP Network in accordance with approved GWP Strategy and workplans. Examples include present core funding by SIDA, Danida, the Netherlands, DFID, etc. • Designated Income: Income that is used and accounted for separately for a specific programme, project or activity as stipulated by the donor. Examples include present designated funding by the EC for the SITWA Project. • Earmarked Income: Income that comes in as Core but where the donor explicitly or implicitly wants the funds to be used and accounted for primarily for a specific programme, project or activity in accordance with approved GWP Strategy and workplans. Examples include present earmarked funding for WACDEP in Africa provided by Austria.
Inception phase	The first period of project implementation from start-up until the writing of the inception report, often two to three months. The Inception Report is usually the first report produced at the end of the inception period, which updates the project design document and/or the terms of reference and sets the implementation work plan for the rest of the project.
Inputs	The resources (human, financial and material) used for a development intervention
Logical Framework (Logframe)	Management tool used to improve the design of interventions, most often at the project level. It involves identifying strategic elements (inputs, outputs, outcomes, impact) and their causal relationships, indicators, and the assumptions or risks that may influence success and failure. It thus facilitates planning, execution and evaluation of a development intervention.
Outcome	The short-and medium term effects of an intervention's outputs (OECD, 202) Changes in relationships, activities, actions, or behaviours of boundary actors that can be plausibly linked to a programme's activities although they are not necessarily directly caused by it (IDRC, 2001).
Outcome Mapping	<p>An Outcome Mapping approach inherently recognises that direct <i>attribution</i> of results to indirect outcomes is not possible in policy and advocacy organisations such as the GWP. Monitoring and reporting on the work of the organisation is being done through Outcome Mapping methodologies which seek to identify and report on the <i>plausible linkages</i> between outputs and outcomes across the <i>attribution gap</i>.</p> <p>Following an <i>outcome mapping</i> approach, <i>results</i> are planned and assessed based on monitoring and reporting on the <i>influence</i> on the <i>boundary actors</i> with whom GWP is working to effect behavioural change. The outcomes of GWP's work are measured through monitoring <i>changes in the behaviour</i> of these actors and others. Such <i>results</i> can be monitored and reported only through describing <i>plausible linkages</i> between GWP's activities and interventions, and the desired outcomes.</p>
Outputs	The products (e.g. goods or services) as well as trained or otherwise supported persons which result from the intervention's activities
Progress Markers	Behavioural change outcomes or actions the programme would expect the boundary actor to exhibit during the period of the strategy
Resilience – in the context of climate change	The ability of a social or ecological system to absorb disturbances while retaining the same basic structure and ways of functioning, the capacity for self-organisation, and the capacity to adapt to stress and change (IPCC Fourth Assessment Report, 2007)
Result	The outputs, outcomes and impacts of a development intervention (intended, unintended, positive or negative)
Results-Based-Management (RBM)	A management strategy focusing on performance and achievement of outputs, outcomes and impacts.
IWRM Tools	Integrated Water Resources Management (IWRM) tools comprise (ref: www.gwptoolbox.org): 1. The <i>enabling environment</i> (policies, legal frameworks and financing and incentives) 2. The <i>institutions and required capacity</i> ; and

GWP Annual Progress Review for 2018

Term	Definition
	3. The <i>management instruments</i> for sharing data/information, assessing, planning, negotiating, cooperating, regulating and financing management and development
SWOT Analysis	A strategic planning method used to evaluate the Strengths, Weaknesses, Opportunities, and Threats (SWOT) involved in a project, programme or venture. It involves specifying the objective of a venture or organisation and identifying the internal and external factors that are favourable/helpful and unfavourable/harmful to achieve that objective.
Water Security	“...the capacity of a population to safeguard sustainable livelihoods, human well-being, and socio-economic development, for ensuring protection against water-borne pollution and water-related disasters, and for preserving ecosystems in a climate of peace and political stability” (UN Water 2013)