

GWP Annual Progress Review for 2015

Monitoring and Reporting Progress

November 2015



www.gwp.org

Document History

Date	File Name	Description
11 November 2015	GWP Progress Review 2015_V1	First draft

Global Water Partnership Annual Progress Review for 2015

Table of Contents

Introduction

1 Overall review of progress and results	4
1.1 Key Lessons.....	4
1.2 GWP at work – Selected 2015 Results	6
1.2.1 <i>Impact and Outcomes: mid to long term achievements</i>	<i>6</i>
1.2.2 <i>A continuous flow of activities and outputs under 3 Goals.....</i>	<i>8</i>
1.2.3 <i>Regional highlights.....</i>	<i>12</i>
1.3 Addressing thematic and cross-cutting areas	13
1.3.1 <i>Climate Resilience.....</i>	<i>13</i>
1.3.2 <i>Transboundary Waters.....</i>	<i>15</i>
1.3.3 <i>Urbanisation.....</i>	<i>16</i>
1.3.4 <i>Food, energy and ecosystems, a nexus perspective</i>	<i>18</i>
1.3.5 <i>Cross-cutting Areas – Gender and Youth</i>	<i>20</i>
1.3.6 <i>Knowledge Management & Communications</i>	<i>22</i>
1.4 Consolidated Results	25
1.4.1 <i>Monitored Key Water Governance Outcomes</i>	<i>26</i>
1.4.2 <i>Monitored Change Processes</i>	<i>29</i>
1.4.3 <i>Monitored Activities and Outputs</i>	<i>30</i>
1.4.4 <i>Monitored data: Summary Sheet.....</i>	<i>32</i>
1.4.5 <i>GWP Logframe: Progress against targets set in 2015</i>	<i>33</i>
1.4.6 <i>Expenditure report 2015</i>	<i>35</i>
2 Detailed progress and results	36
2.2 By Regions.....	37
2.2.1 <i>Caribbean</i>	<i>37</i>
2.2.2 <i>Central Africa.....</i>	<i>40</i>
2.2.3 <i>Central America.....</i>	<i>43</i>
2.2.4 <i>Central and Eastern Europe.....</i>	<i>46</i>
2.2.5 <i>Central Asia and the Caucasus</i>	<i>49</i>
2.2.6 <i>China.....</i>	<i>52</i>
2.2.7 <i>Eastern Africa</i>	<i>55</i>
2.2.8 <i>Mediterranean</i>	<i>58</i>
2.2.9 <i>South America</i>	<i>71</i>
2.2.10 <i>South Asia.....</i>	<i>75</i>
2.2.11 <i>Southeast Asia.....</i>	<i>79</i>
2.2.12 <i>Southern Africa.....</i>	<i>83</i>
2.2.13 <i>West Africa.....</i>	<i>88</i>
2.3 For GWPO.....	92
2.3.1 <i>Summary data Global Agenda</i>	<i>92</i>
2.3.2 <i>GWPO Secretariat</i>	<i>93</i>
2.3.3 <i>Key GWP Global Events for 2015.....</i>	<i>95</i>
Annex A – GWP Results Framework.....	99
Annex B – Understanding the Datasheets.....	105
Annex C – Abbreviations and Acronyms.....	106
Annex D - Glossary of Key Terms.....	109

Introduction

This *Annual Progress Review for 2015* summarises the monitoring, evaluation and reporting within the GWP Work Programme Cycle (see Annex A). The Review draws on the regular monitoring data and information being collected. First and foremost the report informs the Steering Committee in seeking their approval of the *Annual Progress Review for 2015*. It is also used for dialogue with the Financing Partners Group. This report is a tool for the GWPO and the 13 Regional Water Partnerships to identify challenges to be addressed in order to refine the delivery of the 6-year Strategy and to prepare their future workplans.

This *Progress Review* uses the full range of GWP's Outcome Mapping monitoring and reporting tools, as well as other reporting sources, in order to review progress in implementing the 6-year GWP Strategy by goal, and by each of the six themes and two cross-cutting areas of the current Strategy. It is intended to complement the annual workplan 2016 and the preparation of the final Annual Report, *GWP in Action*, and therefore does not provide, for example, a full financial report for 2015 which is presented elsewhere.

The report is structured as follows:

- Section 1 is an overview highlighting the progress in 2015 in implementing the Strategy, and the challenges found in thematic and regional activities. It also provides a summary of the progress to date in delivering on the Strategy 2014-2019, the intensity of the main activities and outputs during the year, the assessment of outcome challenges and progress markers, a quantification of the key water governance outcomes clustered by the well-known IWRM ToolBox classification structure, and the review of the results-based management logical framework indicators and initial targets set and achieved.
- Section 2 presents detailed monitoring and evaluation datasheets of planned and actual progress in 2015 with critical analysis for the global and regional levels.

1 Overall review of progress and results

1.1 Key Lessons

The implementation of the first two years of the 2014-2019 Strategy have produced significant **results**¹ as captured by GWP M&E system.

Reported results:

- 2015 saw an increase in the number of high-level results reported and significant water governance processes that GWP is in the process of influencing. Almost 70% of outcome indicator targets for 2015 were met² and 100% of output targets, although on a case by case basis there are still discrepancies between the targets set and results achieved.
- This broadly positive balance is partly a reflection of the number of projects (particularly WACDEP in Africa) that reached a stage of maturity when substantial results began to materialise following of 2-3 years of preparatory work.
- The larger number of results reported in 2015 is also due to improved use of the GWP M&E system. The logframe in particular is now better understood across the regions enabling quantified outcome and output level results to be reported on more systematically and with less ambiguity than was previously the case. This better understanding has also led to an improved performance for the organisation as a whole in the achievement of the quantified targets set in the 2015 workplan.
- Despite significant improvements in the standard of reporting and region-wide sharing, it is still the case that the GWP M&E system is still not used to its full potential with regards to lessons learning across the network. Certain regions are yet to see the value of the system for their own purposes (e.g. local reporting, documentation of activities, learning potential, etc.) and are therefore reluctant to invest time in M&E beyond what is required to satisfy GWPO requests.

The implementation of the first two years of the 2014-2019 Strategy has also yielded a series of valuable insights on the **content** of the GWP Workprogramme that have been considered as “lessons learned” while preparing the workplan 2016. Salient points for consideration include:

Regional development agenda:

- In 2015 GWP sustained its focus on Regional Economic Communities as a means of influencing regional water policy and improving transboundary river basin management. Interactions with SADC, IGAD, ASEAN, ECOWAS, ECCAS, CARICOM and ECLAC were pursued in the context of long-term regional planning and investment frameworks.
- In addition, the African Network of Basin Organisations (ANBO) continued to be strengthened and empowered through the GWP managed EC-funded SITWA project, and support has been provided to seven transboundary River Basin Organisations.

National development agenda:

- The campaign for, and subsequent confirmation of, an SDG for water has provided a global framework for engaging with key country-level actors on the post-2015 development agenda. Within this context GWP, through its Country Water Partnerships, organised national consultations on water security and initiated an SDG water goal campaign. An SDG-Water Preparedness Facility to be implemented at national level was also launched. Work on the indicators of the respective water-related targets is ongoing with UN Water.
- Significant support was provided to national governments on the development of National Adaptation Plans (NAPs) in 2015. Carried out within the scope of the global framework on NAP development within which GWP has played a large role, a number of countries in Asia, Africa

¹ As illustrated i.a. by a positive 2014 review (DFID)

² Total numerical results as a proportion of total numerical targets for indicators O1-O7 in the GWP logframe

and Latin America benefitted from facilitation, stakeholder engagement and capacity building support when developing NAPs in 2015. This has enhanced GWP's credibility in addressing Climate Resilience building.

- In response to a growing demand among national institutions to receive support to access global and regional development and climate funding through support of GWP, it engaged in an ongoing process to be accredited as implementing entity at GCF. GWP assisted in the leveraging of more than €10 million for national and river basin level climate resilience projects. In many of these cases GWP stands to benefit in credibility as a partner for project implementation which, depending on administrative requirements, potentially raises challenges with regard to available human resources and financial management capacity within GWPO, the RWP/CWPs and Network.
- A number of demonstration projects implemented in 2015 have contributed to a highly visible set of results in terms of both clear interventions being supported as well as direct benefits to communities. However, the appeal of quick and tangible results that can be achieved through the projects has, in some cases, resulted in the demonstrations themselves becoming the main focus at the expense of the true purpose of the work, i.e. the upscaling of the piloted innovations through planning and investment frameworks. The commitment to demonstration projects has also raised potential issues with regard to long-term ownership and sustainability of the physical interventions that have been constructed, incl. asset management liability.

Thematic coherence:

- With the emergence of the SDGs, not only the water goal (SDG 6) but many of the others that are related to water resources, there is an increasing need to create interlinkages between and ensure coherence within the work that GWP does on the six themes and two cross-cutting areas. The challenge is to keep focused on GWP's core competencies without compromising the regional diversity and interests.
- In 2015 GWP continued to work across all thematic and cross-cutting areas identified in the GWP Strategy as well as on other areas of focus such as water governance (with OECD) and water integrity (in partnership with the Water Integrity Network -WIN). This has placed GWP in a strong position to better explore and understand how these different aspects of water resources management interact across planning levels and sectors in the context of climate change, and how the responsible actors involved relate to one another – a crucial aspect of SDG achievement.
- GWP now has complemented its 2014 gender strategy with the 2015 launch of its youth strategy to guide work on these cross-cutting areas; (i) Youth organisations in francophone Africa have been mobilised to generate input on water and youth to the climate negotiations at COP21. (ii) In 2015 GWP laid the foundations for taking a leading stance on the issue of women and water working with key partners at both global, regional and country levels.

Knowledge Management:

- Cooperation with OECD resulted in a major breakthrough in understanding the economic and environmental importance of water security through the publication of the report 'Securing Water, Sustaining Growth'. Other significant knowledge products published in 2015 include the Strategic Framework for WASH Climate Resilient Development produced jointly with UNICEF and the Metaguidelines for Water and Climate Change for Practitioners in Asia and the Pacific developed in collaboration with the Asia-Pacific Water Forum and ADB³. In order to apply and benefit from the findings of these products at the regional and country levels, it is essential that GWP promotes and encourages their use across the network.
- GWP's Knowledge Management function underwent an in-depth review in 2015. Known as the PEM report, ten recommendations were made to which the global secretariat's management

³ Other similar knowledge work streams such as the elaboration of Country Water Briefs for UN-Water were not as successful as appropriate capacities of local network partners could not be fully mobilised causing delay.

GWP Annual Progress Review for 2015

team provided a response. The overarching recommendation of the report was that GWP needs to ensure that the disparate knowledge components across the network be better integrated.

Organisational challenges⁴ have also emerged during the implementation of the first two years of the 2014-2019 Strategy.

Strengthening the network:

- Organisational governance was awarded high priority throughout 2015. Global level governance reform was embarked upon in earnest with the development of a new Steering Committee composition and new ToRs for GWP Chair, ES and Chair of TEC. Regional Water Partnership (RWP) governance structures and level of compliance with the RWP conditions of accreditation were also acknowledged as being in need of assessment and tools were developed and are in the process of being applied for this purpose. A Network Meeting was organised via a virtual portal.
- The initial assessment of governance at the regional and country levels has highlighted that there is still a shortfall across the network with regards to compliance with the conditions of accreditation.
- In addition to the need to strengthen governance, financial management capacity within CWP is also increasingly in need of strengthening for handling the volume of resources to match GWP's ambitions at the country level. This issue has been encountered through country level operations within the WACDEP projects where sound accounting systems and procedures are in some instances still lacking thereby limiting decentralisation of financial management and accountability (and hence the opportunities to establish a strong and sustainable network of CWPs).
- Following a wide-reaching review of the GWP partners' database in 2015, the organisation now has a better understanding of the status of partners and their potential to engage with GWP. 85% of partners within the database, or approximately 2,500, were found to be active and indicated a willingness to continue to be associated with GWP.
- Through a concerted effort to target the raising of resources at the regional and country levels, locally raised funds increased by 20% to a total of 3-4 million in 2015⁵.

1.2 GWP at work – Selected 2015 Results

This section provides a summary of the main achievements by the 13 GWP regions and GWPO in the implementation of the 2015 workplan. The highlighted results are presented according to the GWP Results Framework (see Annex A) and the thematic issues outlined in the GWP Strategy 2014-2019.

1.2.1 *Impact and Outcomes: mid to long term achievements*

GWP works towards its mission and vision according to a chain of results. The implementation of activities and outputs influence targeted stakeholders, also known as boundary actors. These actors exert this influence in the development of key water governance outcomes, such as policies, legislation, action plans, strategies and institutional reform, which in turn lead to increased investments in water security and socio-economic improvements in people's lives. The GWP M&E system is designed to document this process and analyse how GWP's work has contributed to governance change across the attribution gap.

As described in Section 1.4, in 2015 49 key water governance outcomes were recorded in which GWP had a role to play. These included:

- The completion of **National Adaptation Plans** in Burkina Faso and El Salvador.

⁴ The GWP basic management structures remain strong as recognised in positive donor due diligence tests

⁵ To be confirmed early 2016

GWP Annual Progress Review for 2015

- The adoption of **8 River Basin Management Plans and Strategies** by both transboundary River Basin Organisations (such as the Volta Basin Authority) and national governments (for example in Lithuania).
- The approval of **2 new Regional Strategies** inclusive of IWRM principles in Southern Africa and Central America.
- The creation of **10 new water governance institutions** such as a climate change adaptation Unit established in the Department of Agriculture of Sri Lanka, a National Youth Parliament for Water and Sanitation in Benin and three new Area Water Partnerships in Pakistan.
- The establishment of **2 flood early warning systems** in Thailand and El Salvador.

Unlike activities and outputs, the outcome level results are beyond GWP's direct control and therefore subject to many other factors that can both support or derail the process. Examples of governance processes that have not led to the anticipated associated outcomes include:

- The predicted approval of Water Laws in El Salvador and Costa Rica did not occur due to political differences between legislators.
- The process for completing investment plans in the White Volta and Nakanbé Basins in West Africa has taken longer than anticipated and both are now expected to be finalised behind schedule in 2016.
- Progress on finalising local and national adaptation plans in Nepal was hindered due to other priorities arising in response to a large earthquake that struck the country in April and political instability.

The final link in the results chain is the impact level, i.e. the assumption that water governance reform at the outcome level will lead to sustainable socio-economic benefits among the target populations through increased investment in appropriate infrastructure, empowerment of vulnerable groups and more sustainable use of resources. With the exception of direct interventions facilitated by GWP such as demonstration projects, the attribution of quantified impact (e.g. investments leveraged and number of people who benefit) is an ongoing challenge that the organisation is increasingly addressing. During 2015 **seven GWP 'Impact Stories'** were published online with a further ten under development. These stories aim to record what actually resulted after a national IWRM plan was approved, a River Basin Organisation was established, a water use allocation tool was operationalised, etc. By documenting such downstream results, GWP is in a stronger position to demonstrate how improved water governance is effective in moving towards water security.

It should be noted that the procedures involved in realising outcome and, particularly, impact level results can take several years. As such, the work conducted by GWP to influence the above governance change processes was in many cases initiated well before the outcome materialised. The results therefore relate to activities and outputs implemented through a series of workplans dating back to the preceding strategy period.

Box example: SADC Regional Strategic Action Plan IV

The Southern Africa region has 15 shared river basins. The SADC Protocol on Shared Watercourses is the cooperation framework to guide joint development and management of the resources. The SADC Regional Policy and Strategy for the Water sector have been developed and these are implemented through the Regional Strategic Action Plan on IWRM (RSAP).

In 2015 GWP Southern Africa supported the SADC Water division to develop the 4th RSAP (2016-2020) which was validated at the 7th SADC Multi-Stakeholder Water Dialogue in September. This support included the organisation of 15 SADC water week events in each of the member states to not only raise awareness by member states of the regional water programme and instruments but also ensure focused stakeholder input and direction into the Action Plan development. GWP also organised core and drafting team workshops to

develop the content of the Plan and managed the two drafting consultants on SADC's behalf. The 4th RSAP has been comprehensively completed and endorsed by the SADC Water Directors in the 15 national water department directors and subsequently the Ministers of Water in the SADC region with significant input from GWP demonstrating the depth of the SADC-GWP strategic partnership and trust that has developed over the last 17 years.

1.2.2 A continuous flow of activities and outputs under 3 Goals

The 2015 GWP workplan was structured according to the three goals outlined in the GWP Strategy 2014-19 which are:

Goal 1: Catalyse change in policies and practice

Goal 2: Generate and communicate knowledge

Goal 3: Strengthen partnerships

This section provides a summary of the main activities and outputs carried out by the 13 GWP regions and GWPO in the implementation of the 2015 workplan by strategic goal as well as two key achievements by each region. Some of these activities and outputs contributed to the high level water governance outcomes described in Section 1.2.1 above whereas others are contributing to processes that are expected to lead to outcomes in 2016 and beyond.

Illustrative highlights – Goal 1

Goal 1 – Catalyse change in policies and practice – focuses on advancing effective governance, based on comprehensive and mutually supportive policies, institutions, partnerships, processes, and information-sharing. Some of the main groups of activities and large scale initiatives carried out under Goal 1 were as follows:

- **Advocacy:** As part of a broader outreach in collaboration with UN-Water, the GWP #watergoal campaign was implemented with the aim of giving the water the highest possible profile on the post-2015 development agenda including its own Sustainable Development Goal (SDG #6). The campaign included direct lobbying by some GWP CWPs that wrote letters and arranged meetings with their decision-makers to push for a dedicated water goal.
- **Regional cooperation:** Regional coherence and transboundary collaboration was high on the agenda. Work with Regional Economic Communities included the facilitation of National Water Weeks in 15 Southern African countries in support of the Southern African Development Community (SADC) Regional Strategic Action Programme 2016-2020, whilst 7 River Basin Organisations were supported in areas such as institutional capacity (Limpopo Watercourse Commission), stakeholder engagement (International Commission for the Protection of the Danube) and technical studies (Volta Basin Authority).
- **Support to National Governments:** In 2015 GWP supported numerous national level policy, planning, strategizing and legislative processes. Substantial contributions were made to, for example, water policy development in Antigua & Barbuda and Guatemala, national adaptation planning processes in Burkina Faso and Malawi, river basin planning in Ukraine and Georgia, and water legislation in Myanmar and Costa Rica.
- **Investment planning:** Work in the area of investments centred on the ongoing WACDEP projects in which a work package is dedicated to financing the implementation of plans and strategies for climate resilience and water security. Particular progress was achieved in Ghana, through work with the National Development Planning Commission and the Water Resources Commission on investments in the White Volta Basin, as well as in the Caribbean where the Caribbean Community (CARICOM) is supported in strengthening the regional framework for climate proofing water investment.

- **Support to countries in accessing finance for water security:** Identified as a weakness in many of GWP's focus areas, countries were supported to access finance for project implementation from external sources. Examples include assistance provided to the National Directorate of Water in Mozambique to successfully receive funding from the African Water Facility for the implementation of integrated urban flood management in Maputo, and facilitation of the Ugandan Ministry of Water and Environment application to finance integrated catchment management through the Adaptation Fund.
- **Implementation of demonstration projects:** With the aim of upscaling more sustainable non-conventional water management solutions for climate resilience and water security through the demonstration of innovative interventions, in 2015 GWP implemented 37 pilot projects addressing a range of water resources issues at community level. Examples include solar-powered groundwater extraction in Cameroon, fog catchers in Peru and decentralised wastewater treatment in Armenia the results of which are influencing national sanitation policy.

Box example: Financial leveraging through WACDEP Africa

One of the key aims of the WACDEP Africa is the integration of water security and climate resilience into development processes leading to investment programmes and projects that contribute to climate resilient development. This includes the provision of support to national organisations in the identification, development and acquisition of funding for water security and climate resilience investments. Such project development cycle support was provided to more than 20 institutions in 12 countries in 2015 and has led to the successful leveraging of more than €10 million for the following projects with a further 11 projects currently under development:

- **Uganda:** Building Resilience to climate change through a catchment based approach in Awoja Catchment (Ministry of Water and Environment; €2.5 million)
- **Benin:** Developing an Investment Programme for the Porto Novo Lagoon (Joint Council for the Development of Lake Nokoue-Porto Novo Lagoon (5 Municipalities); €400,000)
- **Cameroon:** Climate Resilience for Food Security and Poverty Alleviation in Rural areas (National Directorate of Meteorology (Ministry of Transport), and Ministry of Agriculture; €400,000)
- **Mozambique:** Integrated urban flood management project (Direcção Nacional de Águas (DNA) – Department of Water Supply & Sanitation; €2.1 million)
- **Mozambique:** Technical assistance support to the development of the Mapai Dam Pre-feasibility and Feasibility Studies (ARA – Sul; €400,000)
- **Zimbabwe:** Early warning system project in Zimbabwe (Zimbabwe National Water Authority (ZINWA); €400,000)
- **Orange-Senqu River Basin:** Investment Plan and Feasibility Studies for Investment Infrastructure Project (Botswana-South Africa-Lesotho Transfer) (ORASECOM; €4.5 million)

Illustrative highlights – Goal 2

Goal 2 – Generate and communicate knowledge – focuses on developing the capacity to share knowledge and fostering a dynamic communications culture. Some of the main groups of activities and large scale initiatives carried out under Goal 2 were as follows:

- **Capacity building:** Along with many bespoke training activities catering to direct demands in countries and regions, in 2015 GWP implemented a number of globally and continentally coordinated capacity building initiatives. These included the International Water Law programme, which held workshops in both Latin America and Africa, the ongoing WACDEP capacity building programme in Africa and the series of GWP ToolBox workshops.
- **South-south lessons learning and knowledge exchange:** With the aim of facilitating and encouraging the transfer of knowledge and experience between key actors in the global south (including among GWP entities), 10 south-south exchange events were organised in 2015. These

include larger events such as the 7th WACDEP Coordination meeting held in Ghana as well as smaller country exchange visits such as between Ethiopia and Kenya, and Benin and Niger.

- **Publications:** More than 100 knowledge products were produced by GWP in 2015. Amongst these the finalisation of the *Securing Water, Sustaining Growth* publication produced in collaboration with OECD, the *Guidelines for Preparation of Drought Management Plans* in Central and Eastern Europe, and the review of State Water Policies of Goa and Tamil Nadu in the context of the National Water Policy of India, were particularly noteworthy as culminating outputs of multi-year work streams to which GWP has committed.
- **Social media:** GWP has continued its efforts to reach out to relevant target audiences on Twitter (where the number of followers has almost doubled in 2015) and on Facebook, and has significantly increased its engagement with other organisations and stakeholders. This has been very effective in big events such as World Water Week in Stockholm and World Water Forum in Korea.

Box example: International Water Law training in East Africa

In 2015 the GWP International Water Law programme, initially launched as a global training course through the Centre for Water Law, Policy & Science at the University of Dundee and later implemented on a continental basis in Latin America, expanded to Africa through the organisation of a three-day training in Uganda. Targeted at foreign affairs ministries, ministries in charge of water affairs, legislators, water regulatory and management authorities who have a role in negotiating, drafting or reforming treaties and legislations, the training aimed to provide participants with key tools in addressing institutional and governance issues. This included an understanding of the international and regional rules of transboundary water governance, the main rules and principles of the UN Watercourses Convention and UNECE convention, as well as regional conventions such as the SADC protocol on water, the EAC protocol on basin management, etc.

It is recognized by regional economic communities such as IGAD, EAC, SADC and ECOWAS that the continued strengthening of technical and institutional capacities of agencies and individuals in Africa is key. The experiences and lessons learnt from this training will therefore be taken forward and used to develop a 5-year-long, (2016-2020) training programme on IWL in Africa.

Illustrative highlights – Goal 3

Goal 3 – Strengthen partnerships – focuses on enhancing the viability and effectiveness of GWP's Network by strengthening partnerships and Partner organisations to catalyse change, enhance learning, and improve financial sustainability. Some of the main groups of activities and large scale initiatives carried out under Goal 3 were as follows:

- **Network development:** Strengthening the network has occurred from a governance perspective through RWP assessments and evaluations with regard to the governance bodies in place and compliance with the conditions of accreditation. Although this work has yet to be seriously initiated at the country level, the long-term aim of strengthening the Country Water Partnerships (for which a sound governance structure is a prerequisite) has been embarked upon through the launch of the SDG Water Preparation Facility – a tangible approach to increase the flow of resources and work programme responsibilities to the CWPs.
- **Financial growth:** Resource mobilisation was identified by all GWP regions as a priority for 2015. Actual performance in raising funds locally to supplement globally raised financial resources has varied among regions although the overall trend has been positive. Examples include West Africa where funds were raised for a regional programme for IWRM in collaboration with

GWP Annual Progress Review for 2015

ECOWAS, Mediterranean where a UNDP-GEF grant will support transboundary work in the Drin basin, and China where financial support has been provided to the region to address ecosystem protection and rehabilitation. In addition, many CWPs continue to secure locally raised funds as well as substantial in-kind contributions from a variety of partners at the national and regional levels.

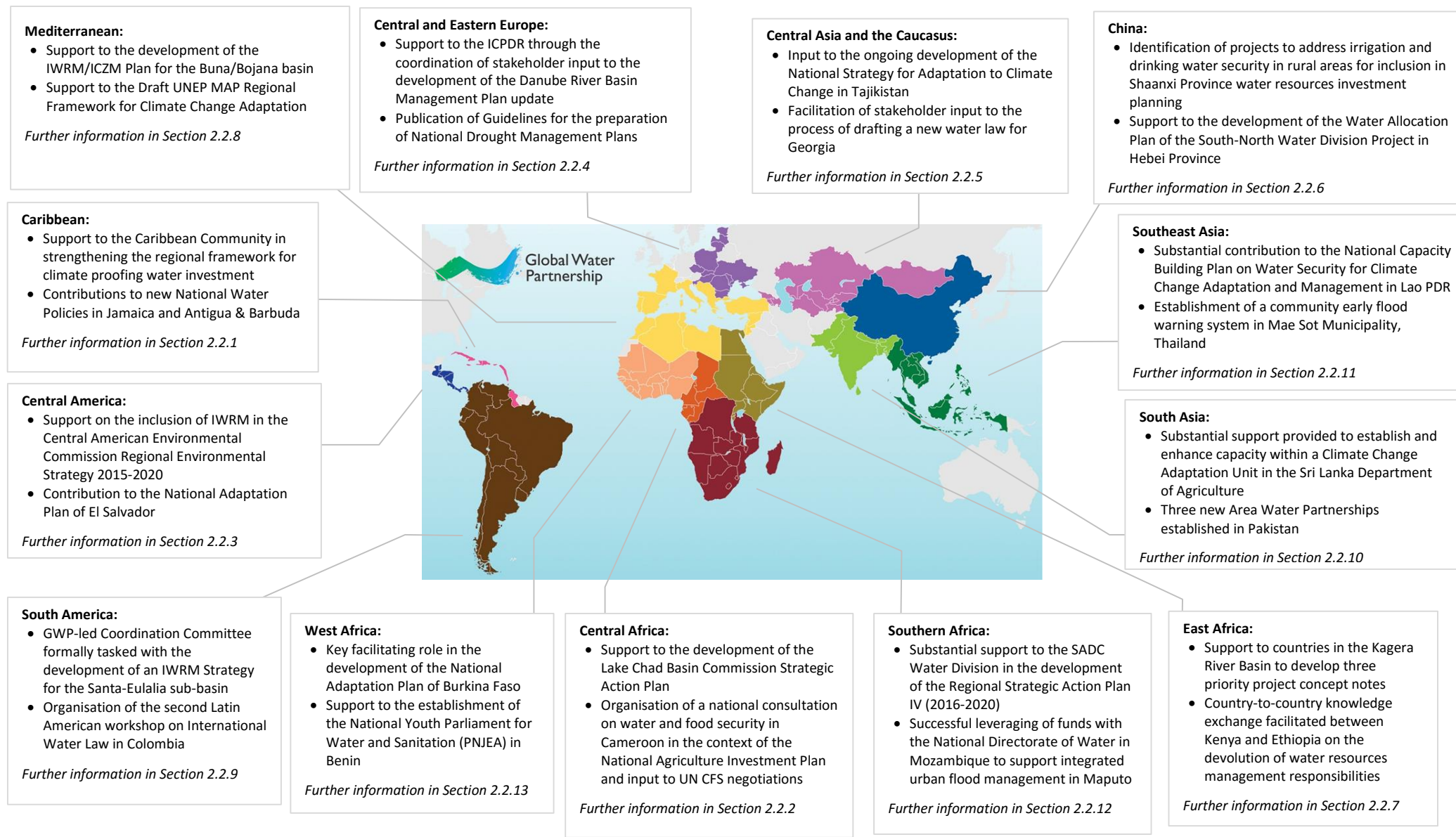
- **Partnership:** A review of GWP partners was conducted to establish a clearer understanding of the status of registered partners within regions; i.e. a separation of active partners (known by their respective CWP/RWP) and excludable partners (organisations that were once registered as partners but are no longer active/contactable/eligible). The exercise was initiated by a GWPO conducted a survey following which each RWP carried out a more detailed assessment the results of which will lead to a more relevant and dynamic (if smaller) GWP partner base.

GWP Annual Progress Review for 2015

1.2.3 Regional highlights

(for further details see Section 2.2)

The following diagram displays the key 2015 achievements from each of the 13 GWP Regions. It should be noted that a wide range of results have been achieved at the regional level in 2015 which are not captured in the diagram. A more detailed description of progress within each individual region, including at country level, can be found in the referenced sections within the diagram.



1.3 Addressing thematic and cross-cutting areas

1.3.1 Climate Resilience

As a response to the climate change challenge GWP has worked since 2011 on building climate resilience through the *Water, Climate and Development Programme (WACDEP)*. Initially, this has been implemented in Africa jointly with the African Union and its African Ministers Council on Water (AMCOW). The programme has since spread to other GWP regions and currently supports institutions and communities in almost 50 countries to build local capacities, develop policies and identify investments for climate resilience. WACDEP is complemented by the joint *GWP-WMO Associated Programme on Flood Management (APFM)* and the *GWP-WMO Integrated Drought Management Programme (IDMP)* as well as the *Deltas Climate Resilience Programme*. As included in the GWP 2015 workplan, a total of 24 individual projects were ongoing during 2015 under the climate resilience theme⁶:

- WACDEP Africa (15 projects)
- WACDEP Asia (3 projects)
- WACDEP Latin America and the Caribbean (3 projects)
- WMO/GWP Integrated Drought Management Programme (IDMP) (4 projects)

In 2015 the Water, Climate and Development Programme under the climate theme continued strengthening connections with key partners such as UNFCCC, UNDP-GEF and UNICEF, for example through participation in key climate meetings under the UNFCCC and input to different processes with expertise on water and climate change adaptation. During the year work was also done to strengthen the collaboration between GWP and UNDP-GEF on support to national adaptation plans and climate finance. In addition, the ongoing implementation of the IDMP and APFM programmes continues to draw on the strategic link to WMO to leverage technical know-how for climate related work throughout the GWP network. This includes a link to the Global Framework for Climate Services (GFCS). There were also linkages to other strategic themes such as urbanisation through the work with UNICEF on climate resilient WASH services. Other collaboration on outputs were the Metaguidelines for Water and Climate Change for Practitioners in Asia and the Pacific, which was co-published by the Asia-Pacific Water Forum, Asian Development Bank and GWP.

Significant results achieved under the climate resilience theme in 2015 include:

- **WACDEP Africa:**
 - Significant support provided to the Ministry of Environment and Fisheries Resources in the development and finalisation of the Burkina Faso National Adaptation Plan (NAP) and ongoing support to NAP processes in Tanzania, Malawi, Madagascar and Mauritius.
 - Leveraging of more than 10 million euros to fund the implementation of WACDEP identified projects in Mozambique (urban flood management), Benin (investment planning), Cameroon (food security) and Uganda (catchment management), among others. An additional 7 projects are currently under development.
- **WACDEP Asia:**
 - Production of survey report for the Water Resources Department of Shaanxi Province to guide the planning of water investments for irrigation and drinking water in rural areas within the annual provincial investment plan.
 - Establishment of a Climate Change Adaptation Unit in the Sri Lanka Department of Agriculture to coordinate integrated planning in relation to climate change both within and across departmental boundaries.
- **WACDEP Latin America and the Caribbean:**

⁶ Individual projects are not currently ongoing under the APFM and Deltas Climate Resilience programmes

- Support to the implementation of CARICOM’s Regional Framework and plan for Achieving Development Resilient to Climate Change through the identification and prioritisation of investment options at national level.
- The GWP South America WACDEP Coordinating Committee formally mandated by the Peruvian National Water Authority to develop an Implementation Strategy for IWRM in the Santa Eulalia sub-basin to be coordinated through a specialised working group.
- **IDMP:**
 - Organisation of national drought management consultations in ten Eastern European countries with the aim of integrating drought management aspects into River Basin Management Plans (RBMP). As a result, the national RBMP of Lithuania now incorporates a stronger focus on drought with a further nine countries in the process of doing the same.
 - IDMP Horn of Africa started implementation by releasing major publication on “Assessment of Drought Resilience Frameworks in the Horn of Africa”, and increased collaboration through an MoU with the IGAD Drought Disaster Resilience and Sustainability Initiative (IDDRSI), including the start of a capacity development initiative and engagement with practical implementation of an integrated and proactive approach to drought management in communities.
- **APFM:**
 - Expert support by sharing technical expertise and experiences to support the development of Strategies of Floodplain Economic Development in the Downstream of Yellow River, Henan Province, organized by GWP China
 - The APFM provided rapid guidance to GWP Mozambique for the development of an African Water Facility funded project on adaptation to climate change and urban flood management
- **WACDEP Global:**
 - Publication of the joint UNICEF-GWP Strategic Framework for WASH Climate Resilient Development and accompanying Technical Briefs
 - Contribution from a water perspective to a range of UNFCCC reports including the *Information Paper on the National Adaptation Plan (NAP) Process* and the *Nairobi Work Programme Synthesis Report*
- **Deltas Climate Resilience Programme:**
 - A full day national dialogue on "Adaptive Approach for Long Term Delta Plan and Innovation for Addressing Water Management Issues in Bangladesh" was conducted. The event served as a platform to raise awareness and reflect upon issues concerning delta areas which acts as input to the Bangladesh Delta Plan 2100 which is due to be adopted in 2016.

Example of a high-level outcome influenced under the Climate Resilience theme

Outcome:

National Adaptation Plan of Burkina Faso

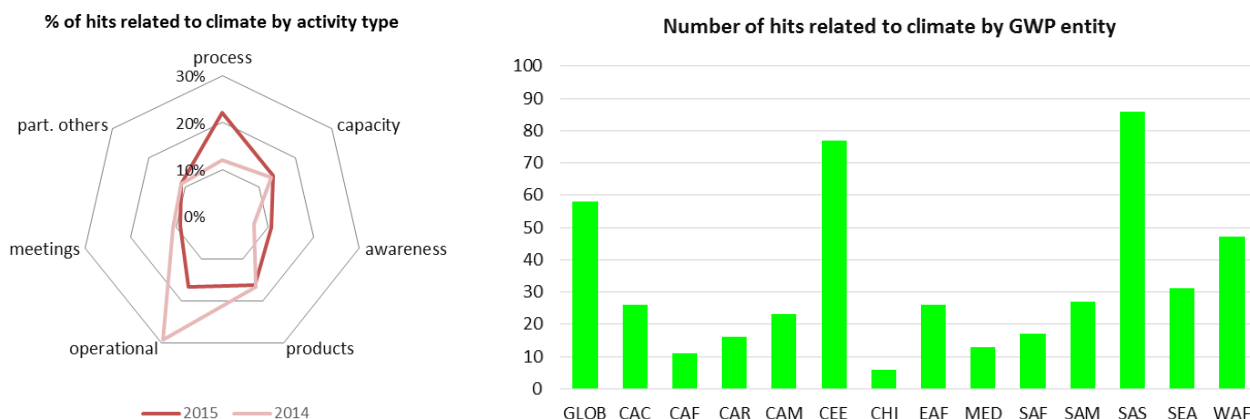
Responsible stakeholders:

Burkina Faso Ministry of Environment and Fishery Resources

Key activities/outputs implemented by GWP:

- Organisation of national training workshops to enhance the capacities of national institutions to manage the NAP development process.
- Facilitation of stakeholder input and recommendations on the inclusion of water security as a cross-sectoral issue and key feature of each priority area within the NAP.

A summary of activities implemented under the climate theme in 2015 by type and GWP entity is provided below.



*See Figure 2 below for a description of the activity types

1.3.2 Transboundary Waters

As a core element of IWRM and a key component of the GWP Strategy, the 2015 workplan had a strong focus on transboundary water issues. The implementation of the workplan has supported key actors in a number of international river basins to incorporate cross-border considerations and engagement within regional and national water and development agendas and planning frameworks. In the area of capacity building, further expansion of GWP's programme on International Water Law continued within Latin America through a regional workshop in the Amazon Basin, and in Africa with the organisation of a pilot workshop in Uganda in August 2015, in cooperation with University of Dundee, IGAD, ANBO and Makerere University. Finally, transboundary water management is the subject of a new GWF funded project to be implemented in the Drin Basin in Southeast Europe.

The implementation of the above led to the achievement of the following results under the Transboundary theme in 2015:

- **Southern Africa:** Facilitation of stakeholder input and significant involvement in the finalisation of the Southern African Development Community (SADC) Regional Strategic Action Plan IV (RSAP IV, 2016-2020) – the enabling framework for the realisation of the SADC Protocol on Shared Water Courses.
- **Limpopo Basin:** Ongoing support to the Limpopo Watercourse Commission (LIMCOM) through, for example, the undertaking of a cost-benefit analysis of water demand management strategies to inform investment decisions, the elaboration of a Basin Communication Capacity Building Action Plan, and the ongoing development of a Limpopo Basin Disaster Risk Reduction Action Plan.
- **Orange-Senqu Basin:** Support provided to the Orange-Senqu Commission (ORASECOM) to develop a Climate Change Adaptation Action Plan aimed at implementing the SADC Climate Change Adaptation Strategy for the Water Sector. In addition, GWP assisted ORASECOM in the successful acquisition of €4.5 million from the African Water Facility to fund the implementation of the ORASECOM IWRM plan.
- **Volta Basin:** Contribution to the Volta Basin Authority's (VBA) Strategic Action Plan (2015-2019) through support in integrating budgeted climate resilience actions in the 5-year plan. In addition, a baseline study was conducted on the socio-economic and environmental situation in the basin.
- **Lake Chad Basin:** Ongoing support provided to the Lake Chad Basin Commission (LCBC) on the mainstreaming of water security and climate resilience in the LCBC Strategic Action Plan as well as assistance in the elaboration of a project for the development of an early warning system for drought.

GWP Annual Progress Review for 2015

- **Niger Basin:** Draft agreement signed between Benin, Niger and Burkina Faso on cooperation in the Mekrou sub-basin
- **Pan-Africa:** Support to the African Network of Basin Organisations (ANBO) in the development and validation of the ANBO ten year Strategy (2015-2024) and five year Action Plan (2015-2019)
- **Neman and Pregolya river basins:** Compilation of joint GIS maps, development of common databases and strengthening of professional links between the water management and GIS experts of neighbouring countries of Belarus, Lithuania, Kaliningrad and Poland.
- **Central and Eastern Europe:** Review of and formal input to the draft Danube River Basin District Management Plan Update and the draft 1st Flood Risk Management Plan for the Danube River Basin District. Both plans are expected to be adopted in early 2016.

Example of a high-level outcome influenced under the Transboundary theme

Outcome:

ANBO ten year Strategy (2015-2024) and five year Action Plan (2015-2019)

Responsible stakeholders:

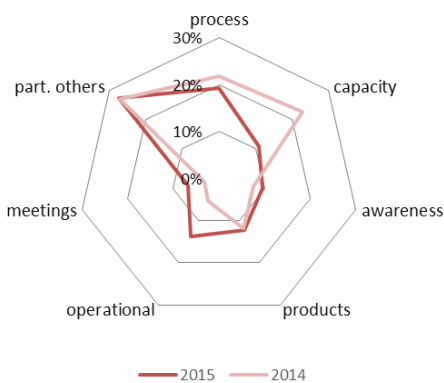
African Network of River Basin Organisations (ANBO)

Key activities/outputs implemented by GWP:

- Implementation as lead partner of the project Strengthening Institutions for Transboundary Water Resources Management in Africa (SITWA) through which the development of the outcome was facilitated
- Organisation of regional consultations in the five African regions to support the development of the ten year strategy and five year detailed action plan

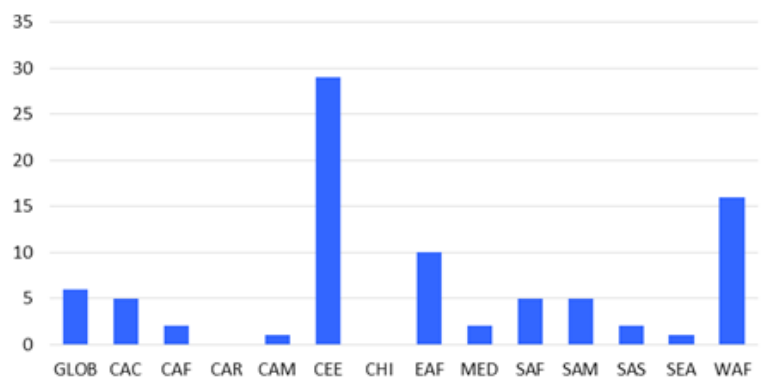
A summary of activities implemented under the transboundary theme in 2015 by type and GWP entity is provided below.

% of hits related to transboundary by activity type



*See Figure 2 below for a description of the activity types

Number of hits related to transboundary by GWP entity



1.3.3 Urbanisation

Whereas 2014 focused largely on the establishment of a solid knowledge base and conceptual understanding at the global level, in 2015 the urbanisation theme has built on this foundation to collaborate with key partners and establish tangible entry points for addressing water security at the local level. This has largely been achieved through demand led capacity building activities – making use of the GWP produced series of modules on Integrated Urban Water Management (IUWM) – and the provision of direct support to urban focused processes such as the African Development Bank’s funding of city master plan development. Collaboration with the African Water Facility has led to the development of a joint

proposal called Urban Water Security Program for Africa that is still under negotiations (period 4 years and 8 countries). It has also led to the organisation of a capacity building event for all the AWF and AfDB water sector staff to be carried out in December 2015.

More specific results achieved in 2015 include the following:

- **Pan-Africa:** Development of a diagnosis of the current status of urban water management from an IUWM perspective in Kinshasa (DR Congo) and Marondera (Zimbabwe) as contribution to an African Water Facility-led initiative to target urban water security in African cities. GWP's input helped leverage the commitment of 1.875 million euros for the development of IUWM Master Plans in the two cities with expansion through a joint Urban Water Security Program for Africa.
- **Mongolia:** Ongoing support to the Ulaanbaatar Administration on the practicalities of adopting an IUWM approach to water resources in the city including input to the ongoing development of the Green development strategy of Ulaanbaatar city.
- **Mozambique:** Support to the National Directorate of Water to apply for funding for an integrated urban flood management project in Maputo. The project which is worth more than 2 million euros will contribute to reducing urban flood risks and increasing climate resilient development benefitting over a million inhabitants, the majority of whom live in informal settlements. (see box below for further details)
- **Thailand:** Establishment of a Community Flood Early Warning System in Mae Sot Municipality to reduce the vulnerability of communities to extreme weather events. With the technical support of Chiang Mai University GWP facilitated the participation of local communities and helped coordinate activities with agencies, the private sector, and academic institutions leading to greater resilience among the local population.
- **Global:** Collaboration with UNICEF through the publication of a Strategic Framework for WASH Climate Resilient Development intended to target investments to increase the resilience of the WASH sector to current climate variability as well as long term changes in climate in the context of on-going national and sectoral adaptation planning processes. In addition, a 2-year agreement was signed between GWP and UNICEF to jointly implement a project to provide WASH service delivery that is resilient to climate change.
- **Global:** Finalisation and testing of a series of IUWM training modules developed in collaboration with the World Bank Water Partnership Program and the University of South Florida.

Example of a high-level outcome influenced under the Urbanisation theme

Outcome:

Leveraged funds for integrated urban flood management in Maputo

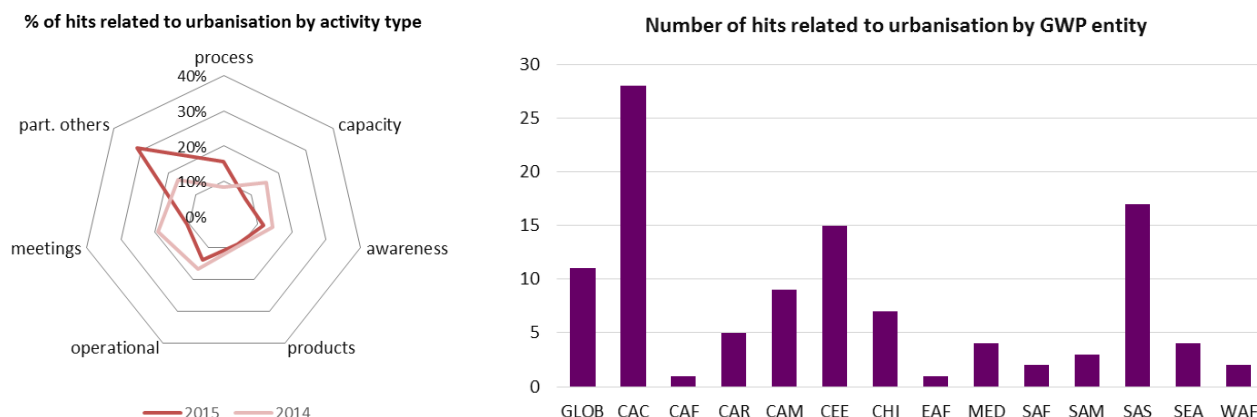
Responsible stakeholders:

Direcção Nacional de Águas (DNA) – Department of Water Supply & Sanitation

Key activities/outputs implemented by GWP:

- Facilitation of the identification and development of initial project concept note process
- Coordination of the proposal development and submission process including capacity building of staff among responsible institutions

A summary of activities implemented under the urbanisation theme in 2015 by type and GWP entity is provided below.



*See Figure 2 below for a description of the activity types

1.3.4 Food, energy and ecosystems, a nexus perspective

The GWP Strategy specifically targets the closely interlinked themes of food, energy and ecosystems. With an increasing emphasis on addressing the three areas, together with water, from a nexus perspective GWP has increasingly looked to highlight and adopt greater integration between the three themes in 2015. Inevitably, many of the stakeholders addressed and processes contributed to by GWP are predominantly associated with either food, energy, or ecosystems. However, the acknowledgement within GWP’s work of the importance of the nexus when managing each of the areas is now increasingly being used to strengthen these interlinkages among actors within the agricultural, energy and environmental sectors.

Highlights of GWP’s work within the water, food, energy, ecosystems nexus in 2015 include:

- **Pan-Africa:** Organisation of National Dialogues and production of country assessments on water, Food Security and Nutrition were completed in 9 sub-Saharan countries in 2015. The findings contributed to the 42nd Session of the UN-Committee for Food Security and have been acknowledged by the organisers of COP21 as a tangible contribution to the Lima-Paris Agenda, with the expectation that additional funds will be made available for a programme development phase in 2016.
- **Pan-Africa:** GWP East Africa collaborated with AMCOW on the development, review and validation of the AMCOW paper on food security and energy in Africa presented during the 7th World Water Forum in Korea in April 2015. GWP was selected to coordinate consultations in the region/countries and prepared a sub-regional report highlighting facts and figures focusing on the water-food-energy-nexus.
- **Mediterranean:** Establishment of a process for nexus implementation through the organisation of two events on the Water, Food, Energy and Environment Nexus agenda in South East Europe. The events succeeded in launching a political process under the framework of the South East Europe 2020 Strategy to catalyse action for the Nexus approach as a means to enhance integrated and sustainable management of natural resources in the Region and assist towards climate change adaptation.
- **Cameroon:** Support to the Ministry of Environment to leverage funds from the GEF for the implementation of the National Biodiversity Action Plan through the restoration of wetlands and maintenance of biodiversity, water security for agricultural production, catchment protection and restoration, and afforestation. GEF has approved the first stage of the application and the Ministry is now working with UNDP and FAO to develop a full proposal.

GWP Annual Progress Review for 2015

- **Peru:** Establishment of a Steering Committee for the Management of retribution mechanisms of Ecosystem Services in the Santa Eulalia sub-basin.
- **Central Asia:** Completion of demonstration projects researching drought resistant crops and water saving irrigation techniques in Uzbekistan, Kyrgyzstan, Tajikistan, Turkmenistan and Kazakhstan.
- **Panama:** Demonstration of a pump using wind energy for the extraction of groundwater, as well as solar panels, as alternative energy sources for rural areas with no access to electricity. The project demonstrates how renewable energy can be used to improve access to water for agricultural production in a community cooperative that lives in the “Arco Seco” (dry zone) of Panama with the aim of upscaling the solution on a wider scale.
- **Nepal:** Assessment of environmental flows in hydropower development and its implications conducted in the Gandaki River basin with the aim of assessing the environmental status and share information and knowledge on the practice and policy compliance of minimum flows in the river during hydro-electricity generation.
- **India:** Collaboration with the Tata Energy Research Institute (TERI) on the development of a water-energy-food nexus framework for resilience in urban areas.

Example of a high-level outcome influenced under the water, food, energy, ecosystems nexus

Outcome:

Establishment of a Steering Committee for the Management of retribution mechanisms of Ecosystem Services in the Santa Eulalia sub-basin.

Responsible stakeholders:

Members of the Steering Committee

Key activities/outputs implemented by GWP:

- Support in the application of the law on compensation for ecosystem services in the Santa Eulalia sub-basin

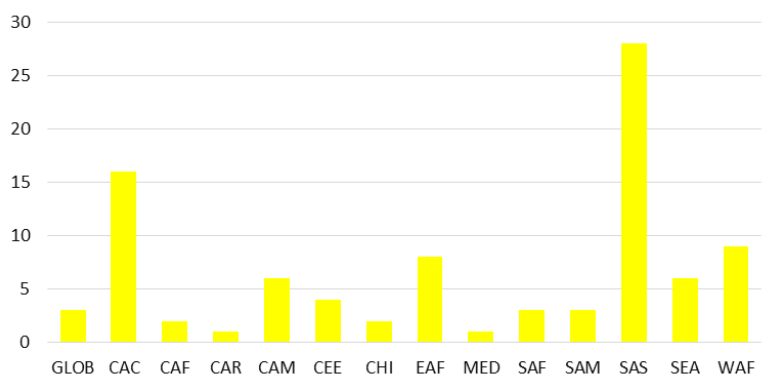
A summary of activities implemented under the food security, energy and ecosystems themes in 2015 by type and GWP entity is provided below.

% of hits related to food security by activity type

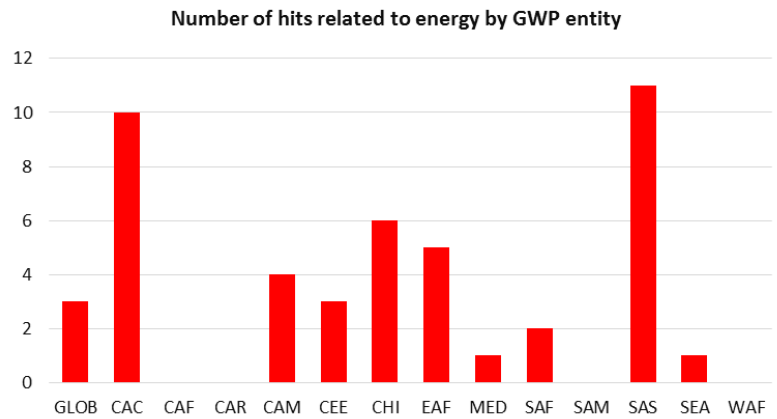
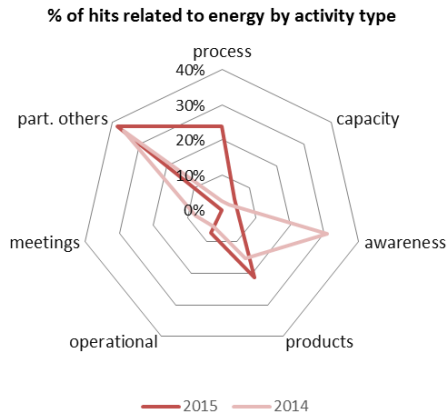


*See Figure 2 below for a description of the activity types

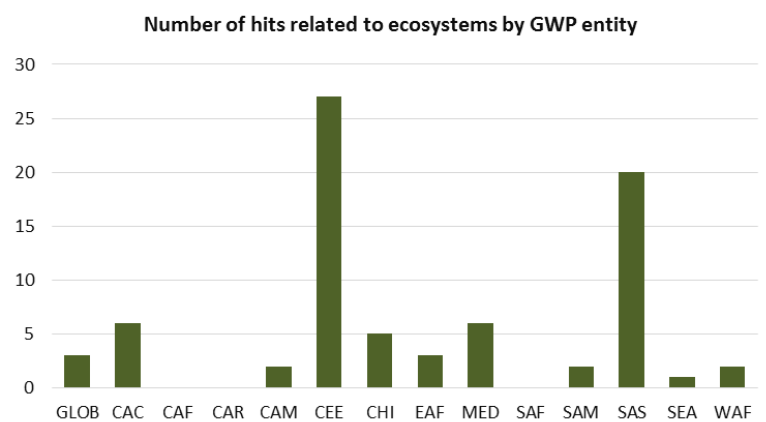
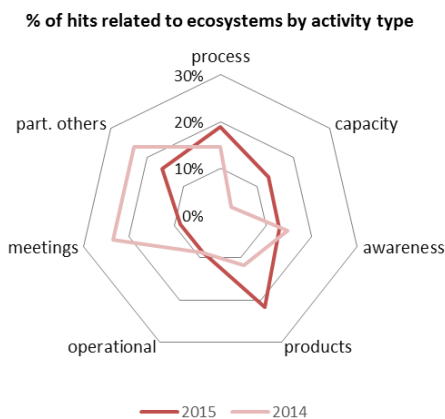
Number of hits related to food security by GWP entity



GWP Annual Progress Review for 2015



*See Figure 2 below for a description of the activity types



*See Figure 2 below for a description of the activity types

1.3.5 Cross-cutting Areas – Gender and Youth

Complementing the GWP Gender Strategy finalised in 2014, the GWP Youth Engagement Strategy was completed and launched during the Stockholm Water Week in August 2015. The youth strategy draws attention to the important development challenges that young people face today and the importance of engaging youth in protecting the environment and promoting sustainable economic development as the demand for natural resources, and particularly water. The launch of the youth strategy has coincided with significant advances in GWP's engagement with youth in the water sector through initiatives such as the Francophone Youth for Water Project, which is providing input on the role of youth regarding water governance, food security and climate change to COP21, and the ongoing WACDEP Young Professionals Development Initiative.

To support the mainstreaming of gender related aspects in ongoing GWP initiatives, the position of Regional Gender Focal Point (GFP) is in the process of being formalised through draft ToRs developed according to regional input and needs for the role. To date GFPs have been appointed in 9 of the 13 GWP regions. In particular, GFPs are expected to engage with the GWP work programme in a supporting role, such as through the identification of gender-sensitive actions within ongoing projects – such as supporting investment processes in ongoing WACDEP projects in Africa.

Youth and gender focused results achieved in 2015 include:

- **Pan-Africa:** Gender appraisals in external project proposal documents the development of which GWP is supporting in Ghana, Mozambique, Uganda and the Orange Senqu River Basin

- **Pan-Africa:** In the lead-up to COP21, the GWP and the Office Franco-Québécois pour la Jeunesse (OFQJ) have joined forces, with the support of the French Ministry of Foreign Affairs, in the project "La jeunesse francophone pour l'eau" (Francophone Youth for Water), aimed at mobilising youth in nine francophone countries on water resources management and climate change adaptation.
- **Pan-Africa:** WACDEP young professionals program to engage young women leaders in GWP offices in climate and water management activities. The initiative is in support of both the AMCOW gender and youth strategies and is empowering young African women as future leaders in the water and climate workforce.
- **Pan-Africa:** Establishment of functioning National Youth Forums in Namibia, Zimbabwe and Swaziland and a National Youth Parliament for Water and Sanitation (PNJEA) in Benin with the aim of contributing to national and regional planning processes. (see box for further details)
- **Pan-Africa:** An assessment of gender and water policies (legislation and policy related to both women's rights and water management in 28 African countries) was carried out by the Water Research Commission in South Africa with the endorsement of AMCOW. This Gender and Water Policy Study is being financially supported by GWP and several GWP gender focal points have played a leadership role in the work.
- **West Africa:** GWP provided inputs and recommendations in relation to gender in the development of the Action Plan for the Implementation of the Policy of Water Resources of West Africa (PAMO / PréAO)
- **Mediterranean:** GWP-Mediterranean together with its partners organized a workshop within the framework of the 'Governance & Financing for the Mediterranean Water Sector' Project aiming to strengthen capacity on mainstreaming gender and corporate social responsibility (CSR) issues in water policy-related work.
- **Southern Africa:** GWP was one of the organizing partners of the Gender, Water & Development Conference held in East London, South Africa. Ministers present during the conference adopted a Ministerial Declaration on actions required to increase water security and sanitation dignity so as to achieve sustainable management of water resources.
- **Cameroon:** Support to the Mboscuda Womens Social and Welfare Committee in the implementation of a demonstration project to construct solar energy powered boreholes for water supply in three vulnerable communities in the Lake Chad Basin portion of Cameroon
- **Bangladesh:** The Bangladesh Country Water Partnership partnered with the Bangladesh Women and Water Network (BWWN) to conduct a training workshop on Climate change and water quality: Impact on coastal women and livelihoods

Example of a high-level outcome influenced under the Cross-cutting areas

Outcome:

Youth commitment for water and climate change adaptation as input to the COP21 negotiations

Responsible stakeholders:

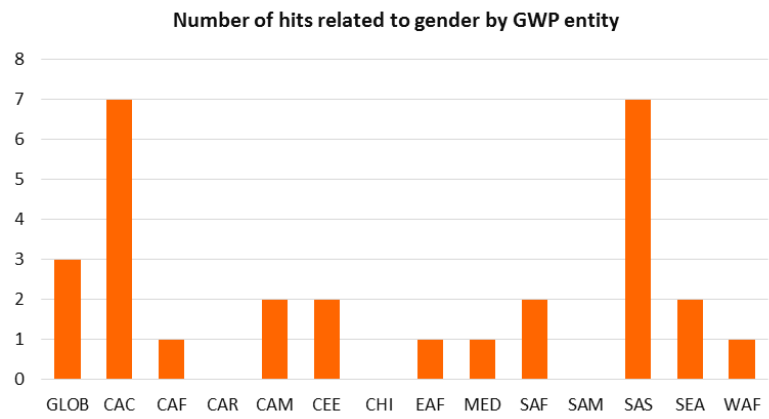
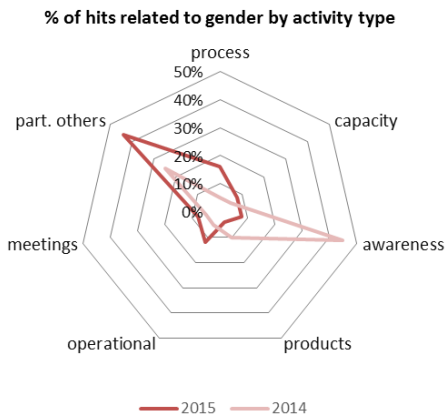
World Youth Parliament for Water

Key activities/outputs implemented by GWP:

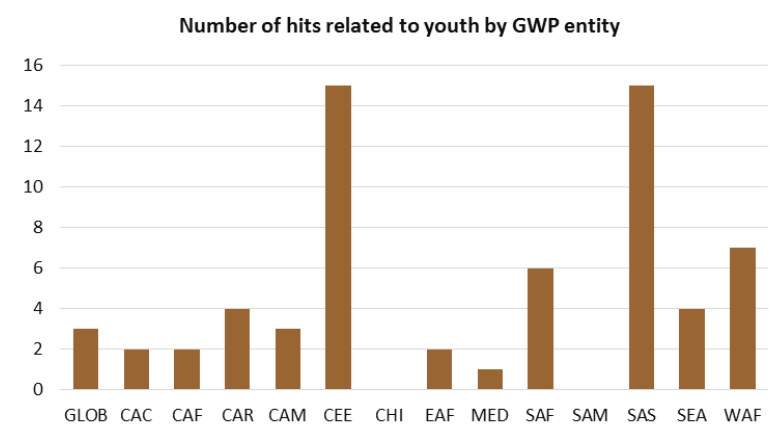
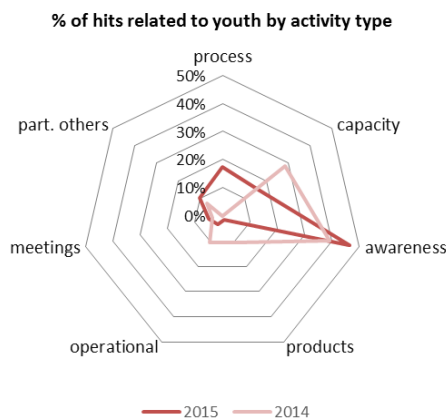
- Mobilisation of youth organisations to debate the role of youth in water governance, food security and climate change through the implementation of the Francophone Youth Initiative together with Organisation Internationale de la Francophonie
- Organisation of national consultations in nine African countries and compilation of the resulting recommendations

Occurrence of the incidence of global and regional activities in the cross-cutting areas of gender and youth are summarised in the following graphs for 2015:

GWP Annual Progress Review for 2015



*See Figure 2 below for a description of the activity types



*See Figure 2 below for a description of the activity types

1.3.6 Knowledge Management & Communications

(for further details see Section 2.3)

GWP's Knowledge Management function underwent an in-depth review in 2015. Known as the PEM report, ten recommendations were made to which the global secretariat's management team provided a response. The overarching recommendation of the report was that GWP needs to ensure better integration of the disparate knowledge components across the network.

With regard to GWP's online provision of knowledge, the report concluded that this was one of GWP's key strengths: "User-friendly and accessible online platform - GWP has a constantly improving user-friendly and easily accessible online platform that includes comprehensive access to all the knowledge products that they generate. In the form of a well-organized website including the "GWP Toolbox," GWP in this sense meets the needs of various users in the knowledge chain."

In addition, in terms of serving GWP's Partners, the report noted that "The most impressive of these is the effort that GWPO has given to train and coach universities in the use of the toolbox" (an initiative noted in the 2014 Progress Review).

Building on capacity building workshops to enhance the use of the GWP IWRM ToolBox in education in 2013-2014, there was a plan to conduct an additional three workshops in 2015. Due to a reduction of the KM & ToolBox budget, however, only one workshop was organized in Central Asia. The workshop, supported by Kazakh-German University in Almaty, was targeted at the university staff from six Central Asia countries and Mongolia that educate specialists in water management or related fields and sectors

(e.g., agriculture, land use, energy, environmental, and mining). The workshop was attended by 35 lecturers (20 women and 15 men) and 5 MSc students. The participants agreed to summarize the findings and conclusions in proceedings to be shared within the Central Asia network of universities.

A workshop is planned for December in Brazil (coordinated by GWP South America and Brazil University).

According to the MoU with UNESCO-IHE, an annual seminar is organized for lecturers and students at UNESCO-IHE to present GWP activities, with a specific focus on knowledge management and capacity building. In 2015, this seminar was organized side-by-side with the Water Sector Market (WSM). WSM aims to promote Dutch water companies among students and young water professionals.

Support was provided to three regional GWPs (China, Central and Eastern Europe and East Africa) in the development of Technical Focus Papers on implementation of IWRM. These papers were launched via online streaming during the Technical Committee meeting in August 2015.

International Water Law training in Africa was conducted in Uganda. Collaborating partners included: the African Network of Basin Organizations (ANBO), Intergovernmental Authority on Development (IGAD), Makerere University, and the Centre for Water Law, Policy & Science at the University of Dundee (CWLPS). Thirty-six practitioners (11 from ministries, 4 Water Utility Corporations, 2 universities, 10 river basins, 5 other water related government agencies, 4 NGOs) working with policy, regulation, legal issues, etc. were trained. GWP and the partners have agreed to develop and conduct the training for the next 5 years.

The online training course in Integrated and Adaptive Water Resources Planning, Management, and Governance is conducted in collaboration with McGill University. This year GWP sponsored 13 participants (7 female and 6 male) from GWP Partner institutions.

The experiences in implementation of IWRM were documented in case studies. In 2015, fifteen new case studies were uploaded to online ToolBox. There was a significant step in sharing case studies by regional GWPs. For example, the GWP MED documented the application of non-conventional rainwater harvesting techniques in Greece, Malta and Cyprus (see No. 464). A similar experience at domestic scale were shared by GWP Cameroon (No. 460). Adaptive IWRM processes were employed in Trinidad and Tobago (see No. 461). Conservation and management of Danube floodplain activities are well documented in case studies from CEE (No. 455, 456 and 467). Overall downloads of publications from the ToolBox website increased by 58% in 2015 compared with the previous year.

Progress in using Social media

Social media is rapidly expanding, more and more people are active in social media networks of some kind, not just in their private capacity but also in their professional capacity.

By strategically planning, organising, and monitoring GWP's social media efforts – targeting the right people, using the right hashtags, listing the right content – in 2015, GWP has continued its efforts to reach out to relevant target audiences on Twitter (in particular) and on Facebook, and has significantly increased its engagement with other organisations and stakeholders. This has been very effective in big events such as World Water Week in Stockholm and World Water Forum in Korea.

Some highlights of GWP's engagement with social media in 2015 include:

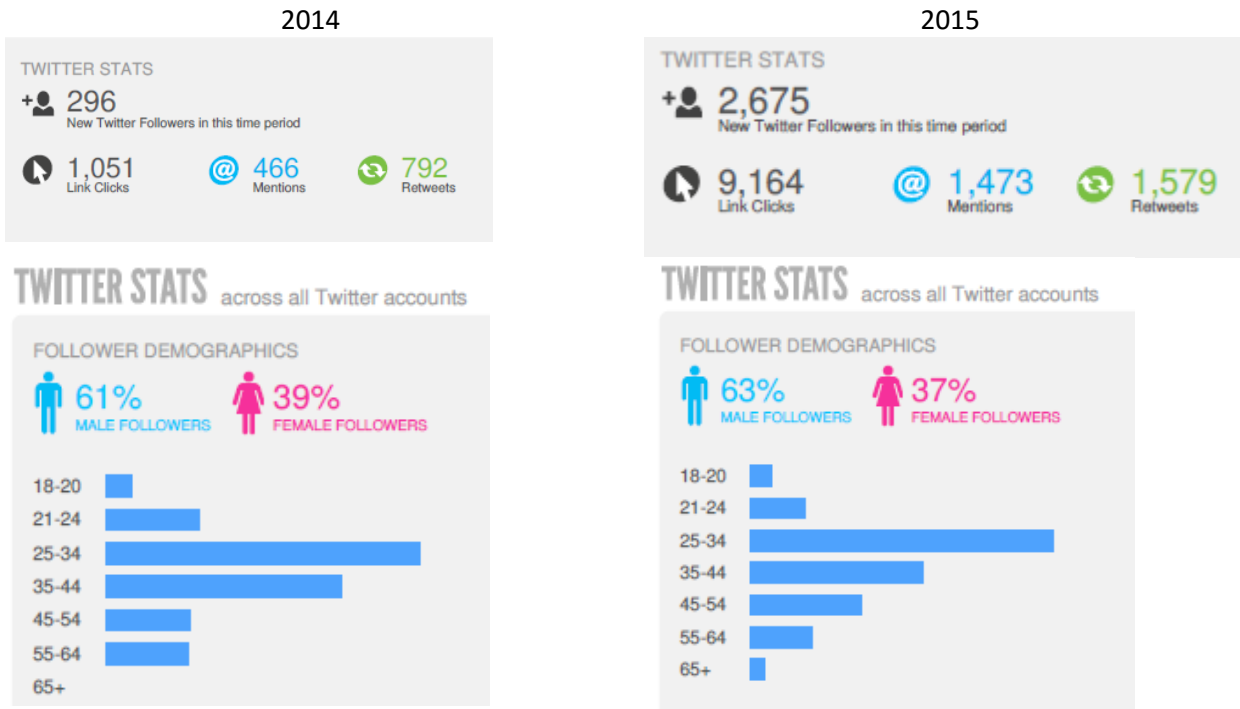
- GWP was invited by the Women in Public Service Project to co-host a Twitter chat WomeninWASH on 15 April 2015, together with International Center for Research on Women (ICRW), Water For People, New Security Beat, Columbia Water Center, UNDP, and Mills College. Due to the large interest in the event and the prominent partner organisations with many followers, the Twitter chat generated huge visibility for GWP. On that day, GWP had a potential reach of **1,224,800 people**, 282 interactions by 122 unique users, and gained 34 new Twitter followers.

GWP Annual Progress Review for 2015

- Melanie Schultz, Minister of Infrastructure and Environment, The Netherlands, was targeted in a GWP tweet, relating to the High Level panel and launch of the GWP/OECD report on Securing Water, Sustaining Growth at the 7th World Water Forum in Korea. She retweeted GWP's tweet, which meant that all her followers also saw our tweet. She also tweeted from the High Level panel event, saying it was a "good report".

In November 2015, GWP has a Twitter feed with around 5,000 followers (compared to 2,700 followers in November 2014) and a Facebook page with close to 37,000 followers (compare t 36,000 followers in November 2014).

Twitter:




Facebook:

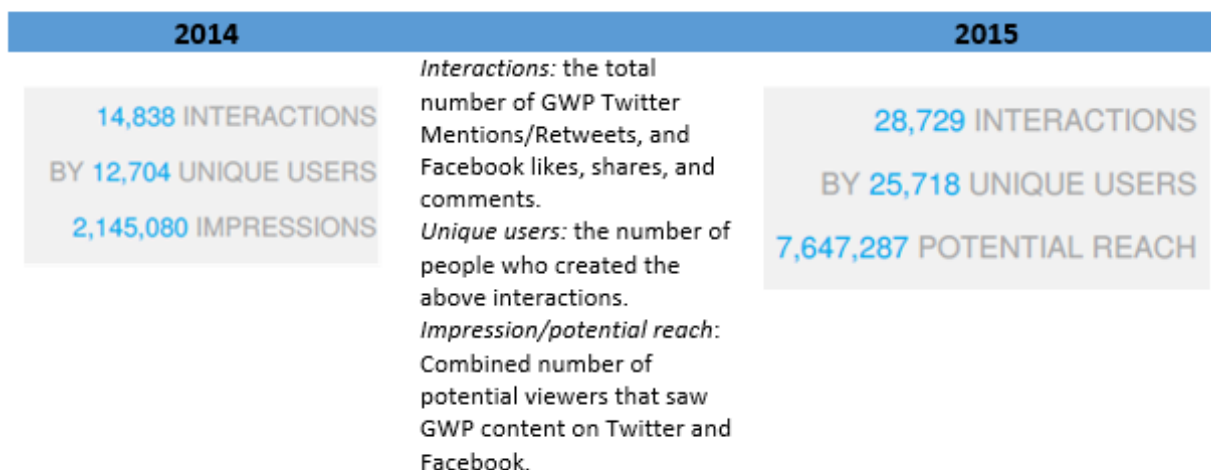
2014



2015



Twitter and Facebook statistics grouped together



Box example: GWP’s #watergoal campaign

2015 has been a crucial year when countries have negotiated a new set of Sustainable Development Goals (SDGs), now adopted by the UN. It was a perfect year for GWP to come together as one in a campaign for maintaining a dedicated water goal (Goal#6) and making sure that water receives the highest possible profile in the 2030 agenda.

In February, the GWP network kicked off a digital campaign - the #watergoal campaign - across global, regional and national levels; reaching out to decision-makers and also raising awareness among citizens about the importance of investing resources and capacity in water to achieve a more sustainable future.

In addition to the digital campaign, some GWP Country Water partnerships, in for example West Africa and South Asia, wrote letters and arranged meetings with their decision-makers to push for a dedicated water goal.

The GWP #watergoal campaign was also part of a broader outreach, in collaboration with UN-Water, to raise awareness of the links between Water and Sustainable Development, the theme of World Water Day 2015 (22 March).

1.4 Consolidated Results

Overall progress in implementing the GWP Strategy 2014-2019 in terms of the full GWP results chain is presented in this section. Detailed monitoring data and narrative progress reviews are provided in Section 2, for GWPO, including specific information for the eight priority thematic and cross-cutting areas, and for each of the 13 GWP Regional Water Partnerships.

A summary of progress achieved, as measured using the GWP results framework data reported within the organisation as a whole, is as follows:

- 50 tangible **key water governance outcomes** have been identified in 2015 (see Section 1.4.1)

- Out of the 384 **progress markers** identified for the current Strategy period (the desired change in boundary actors over the five year period), more than 90% were to some extent addressed in the first two years of the Strategy with 30% of these achieving ‘significant change’ (see Section 1.4.2)
- The set of **activities / outputs** recorded in 2015 has been profiled according to standard categorisation (incl. process facilitation, capacity development, awareness raising) (see Section 1.4.3)
- **Logframe indicator** targets were met, or surpassed, in 5 out of the 8 outcome indicators for which targets were set and results actively monitored in 2015. For the measured output indicators the achievement rate was 15 out of 18. (see Section 1.4.5)

In this section we summarise monitoring data and information resulting from the various M&E processes prepared by the Network under GWP’s hybrid Outcome-Mapping / Traditional RBM M&E system. We assess the overall progress made in implementing the 2014-2019 GWP Strategy following the results-framework summarised in Annex A. Progress is presented in the following five sections:

1. At the highest level of results monitoring and reporting, Section 1.4.1 summarises the main *changes and water governance outcomes* reported by all GWP entities in 2015.
2. Section 1.4.2 provides the assessment of Outcome Mapping *progress markers* – i.e. the *goal posts* on the way to achieving major IWRM outcomes.
3. Section 1.4.3 provides activity-level information on the type and thematic focus of activities undertaken by the GWP network in 2015.
4. Section 1.4.4 consists of a datasheet summarising the data presented in Sections 1.4.1-1.4.3 in numerical format
5. Section 1.4.5 presents the Results-Based Management (RBM) logframe results for 2015.

On the whole, the data presented in the above sub-sections suggests that there is a good basis to conclude that the GWP work can be *plausibly linked* to the delivery of results supporting the achievement of the GWP Strategy.

1.4.1 Monitored Key Water Governance Outcomes

GWP’s main outcomes lie in the **governance improvements** introduced by actors at all levels where GWP is active. These governance improvements, GWP Key Water Governance Outcomes, occur in “**change areas**” which cover the wide array of the water governance spectrum.

A comprehensive classification of these “change areas” and related Integrated Water Resources Management (IWRM) tools has been developed by GWP, as reflected in the GWP ToolBox classification structure (ref. www.gwptoolbox.org) organised in three main clusters:

- A. The **enabling environment** (policies, legal frameworks)
- B. The **institutional arrangements**; and
- C. The **management instruments** for sharing data/information, assessing, planning, negotiating, cooperating, regulating and financing management and development.

There is a great diversity of **change areas** and related key water governance outcomes. They can be related to one or several thematic areas depending on the *actual problems* targeted.

Table 1 below shows the number of tangible key water governance outcomes directly fostered by GWP intervention at the country, regional and global levels for:

- i) 2015 alone (see also Table 2);
- ii) The 2014-2019 Strategy period; and
- iii) Cumulatively, over the life of the GWP Network since 1998.

GWP Annual Progress Review for 2015

Table 2 provides details of the different outcomes recorded in 2015. Some of these will be highlighted in *GWP in Action 2015*.⁷

Outcome level governance tools clustered by GWP ToolBox classification		2015	2014-2019 Strategy	Total since 1998
A	Enabling Environment ⁸	13	23	115
B	Institutional Roles and Required Capacity	20	28	127
C	Management Instruments ⁹	17	30	157
Total:		50	81	399

Table 1: GWP key water governance outcomes clustered according the IWRM ToolBox classification

It should be noted that, with the exception of a limited number of outcome categories that are included in the GWP logframe (see Section 1.4.5), numerical targets are not set for key water governance outcomes influenced by GWP.

⁷ We are still in a process of fully documenting the background for each of these outcomes.

⁸ Policies, legal frameworks and financing and incentives

⁹ For sharing data/information, assessing, planning, negotiating, cooperating, regulating and financing management and development

GWP Annual Progress Review for 2015

Location / Region	Tangible Change/IWRM Outcome - GWP ToolBox Classification		
	A. Enabling Environment	B. Institutional Roles and Required Capacity	C. Management Instruments
Global	<ul style="list-style-type: none"> SDG on Water adopted by UN General Assembly (A1.02) ANBO Strategy 2015-2024 & Action Plan 2015-2019 (A1.02) 	<ul style="list-style-type: none"> COP21 Youth commitment for water and climate change adaptation (B1.11) 	
Central Africa			<ul style="list-style-type: none"> Lake Chad Basin: Lake Chad Basin Commission Strategic Action Plan (C2.02)
Central America	<ul style="list-style-type: none"> Region: SICA Regional Environmental Strategy 2015-2020 (A1.02) 	<ul style="list-style-type: none"> Guatemala: National guidelines for basin management (B2.03) Honduras: New board established to improve the water governance of the river basin "La Soledad" (B1.04) 	<ul style="list-style-type: none"> El Salvador: Early Warning System (EWS) for the communities within the Angue and Ostúa watersheds (C9.01) El Salvador: National Adaptation Plan of El Salvador (C2.01)
Central & Eastern Europe	<ul style="list-style-type: none"> Lithuania: River Basin Management Plan of Lithuania (C2.01) 		
China	<ul style="list-style-type: none"> China: Hebei Provincial Water Development Plan of 2016-2020 (A1.02) 		<ul style="list-style-type: none"> China: The Yellow River Water Allocation Plan of 2015 (C6.01) China: The Water Allocation Plan of the Middle Route of S-N Water Division Project in Hebei Province of 2015 (C6.01) China: Water Allocation Plan of Wuding River (C6.01)
East Africa	<ul style="list-style-type: none"> Uganda: Approved AWF proposal for Building Resilience to climate change through a catchment based approach (A3.01) 		
Mediterranean		<ul style="list-style-type: none"> Region: Draft UNEP MAP Regional Framework for Climate Change Adaptation (B1.02) Buna/Bojana basin: Draft Framework Agreement for the Management of the Basin and Coastal Area (B1.02) 	<ul style="list-style-type: none"> Buna/Bojana basin: IWRM/ICZM Plan (C2.02)
Southern Africa	<ul style="list-style-type: none"> Region: SADC Regional Strategic Action Programme IV (A1.02) Mozambique: Approved AWF proposal for Flood Management in Maputo (A3.01) Orange-Senqu basin: Approved AWF proposal for Investment Infrastructure Project (A3.01) 	<ul style="list-style-type: none"> Namibia: National Water Youth Forum (B1.09) Zimbabwe: National Water Youth Forum (B1.09) Swaziland: National Water Youth Forum (B1.09) 	<ul style="list-style-type: none"> Orange-Senqu basin: ORASECOM CCA Action Plan which implement the SADC Climate Change Adaptation Strategy for the Water Sector (C2.02)
South America	<ul style="list-style-type: none"> Peru: Regulatory framework for groundwater (B1.11) 	<ul style="list-style-type: none"> Peru: Agreement of joint collaboration between local authorities and leaders of peasant communities in the Santa Eulalia sub-basin (B1.11) Peru: Committee for management of retribution mechanisms for ecosystem services in the Santa Eulalia sub basin (B1.04) 	<ul style="list-style-type: none"> Peru: Fifteen water use permits issued of the middle and upper basin of Santa Eulalia River (C6.01)
South Asia	<ul style="list-style-type: none"> India: Climate adaptation plans for two villages in Bundelkhand Region (A1.03) Bangladesh: Leveraging of microfinance (A3.01) 	<ul style="list-style-type: none"> Pakistan: AWP in Bahawalpur (B1.09) Pakistan: AWP in Tharparkar (B1.09) Pakistan: AWP in Khanewal (B1.09) Sri Lanka: Climate change adaptation Unit established in the Department of Agriculture (B1.03) 	<ul style="list-style-type: none"> Bhutan: Irrigation water supply in vulnerable communities (C3.03)
Southeast Asia		<ul style="list-style-type: none"> Lao PDR: National Capacity Building Plan on Water Security for Climate Change Adaptation and Management (B2.02) Indonesia: Framework of operational guideline for climate resilient investment planning in Bengawan Solo Basin (B2.02) 	<ul style="list-style-type: none"> Thailand: Community Flood Early Warning System (C9.01) Viet Nam: Irrigation plan in Nam Thai Binh (C2.05) Cambodia: 4Ps Area plan to support water security policy (C2.02)
West Africa		<ul style="list-style-type: none"> Benin: National Youth Parliament for Water and Sanitation (PNJEA) of Benin (B1.09) Ghana: District Development plan in Bawku West Council (B1.10) Ghana: District Development plan in Bawku Council (B1.10) Ghana: District Development plan in Bongo Council (B1.10) 	<ul style="list-style-type: none"> Burkina Faso: National Adaptation Plan of Burkina Faso (C2.01) Volta Basin: Volta Basin Strategic Action Plan 2015-2020 (C2.02) Mekrou Basin: Draft agreement on cooperation among the countries of the Mekrou River Basin (C5.02)

Table 2: GWP outcomes reported during 2015 (Note: ToolBox category number with which the outcomes are associated is provided in brackets)

1.4.2 Monitored Change Processes

As a policy-related organisation and network, GWP has, as for the last Strategy period, committed to embed *Outcome Mapping*¹⁰ as its approach to plan, implement, monitor, evaluate and report on its work (see also Annex A). An Outcome Mapping approach inherently recognises that direct attribution of indirect outcomes is not possible in organisations such as GWP. Outcome Mapping methodologies seek to identify and report on the *plausible linkages* between outputs and outcomes. *Results* have been planned and are being assessed based on monitoring and reporting on the *influence* on the *boundary actors*¹¹ with whom GWP is working to effect change. For GWP, the *boundary actors* are, for example, national governments, regional economic development bodies, river basin organisations, etc.

The assessment of the Outcome Mapping *progress markers* provides some indication of overall progress as the implementation of the Strategy advances. The progress markers may be considered the *goal posts* along the way to addressing the Outcome Challenges identified in the 2014-2016 three-year work programmes. Some 400 progress markers have been identified for the 2014-2019 Strategy period. As part of the review of progress for 2015, GWP global and regional entities have made an analysis of the pre-identified progress markers according to the following 3 levels:

/	Some linkage can be reported with a key <i>boundary actor</i> , mostly in terms of connection / interest / participation to GWP activities (10%)
+	A change process is identified. While not fully implemented, the direct link to GWP activities is worth reporting (50%)
++	A significant change can be reported. The influences/ processes leading to this change are worth reporting, including the direct link to GWP activities (90%)
	No change reported

Assessments of the various entities within the organisation, globally and regionally, are presented in Section 2.

Figure 1 presents a summary of the progress markers assessment for the organisation as a whole split by the three strategic goals. The results show that 30% of all progress markers have been significantly addressed with approximately half having been assessed as either ‘a change process is identified’ (40%) or ‘some linkage can be reported’ (21%). This leaves 9% of all progress markers that have yet to be addressed.

¹⁰ IDRC. 2001. Outcome mapping: building learning and reflection into development programs. 120 pp.
¹¹ *Boundary actors* are defined as the parties which are to change as a result of GWP’s activities.

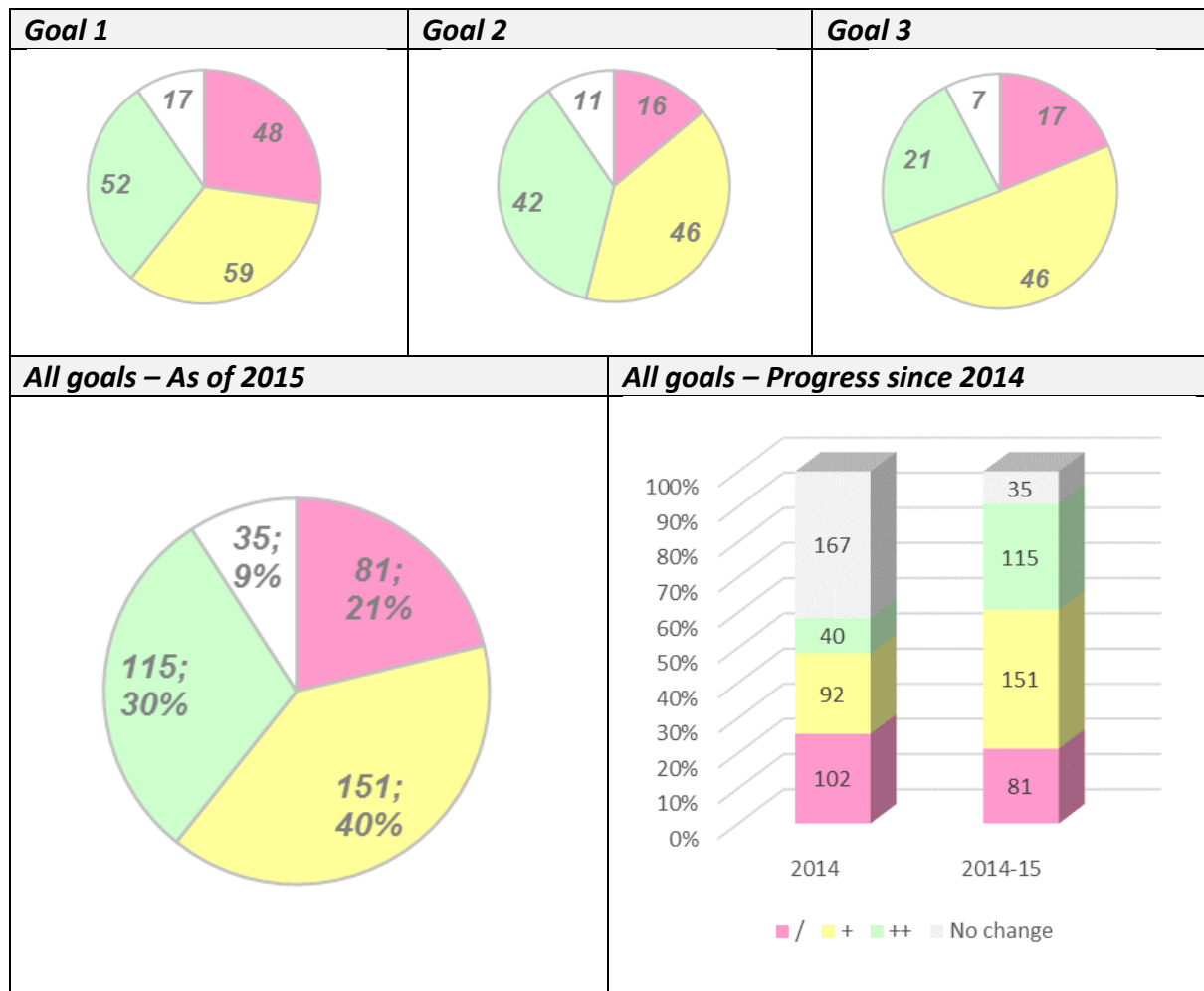


Figure 1: Assessment of Outcome Mapping Progress Markers 2014-15

The number of progress markers for which significant change has occurred has risen from 10% in 2014 to 30% in 2015. During the same period the number of progress markers for which no change has been reported has reduced from 42% of the total to 9%. Whilst acknowledging that limited conclusions can be drawn from such high level statistics, the numbers do show that overall implementation of the GWP Strategy, as evaluated through the assessment of progress markers, is advancing according to plan.

1.4.3 Monitored Activities and Outputs

The statistics below give an overview of the type of activities and outputs implemented by GWP as well as the proportion of these that relate to the six themes and two cross-cutting areas identified in the GWP Strategy. The data is based on the information items reported in the GWP Monthly Reports (i.e. the number of “hits”).

The information is presented in two charts (Figure 2) that show the number/proportion of *hits* reported by GWP entities on a monthly basis during 2015 that:

- a) Represent the type of activities implemented (radar chart); and
- b) Relate to the six themes and two cross-cutting areas (pie chart).

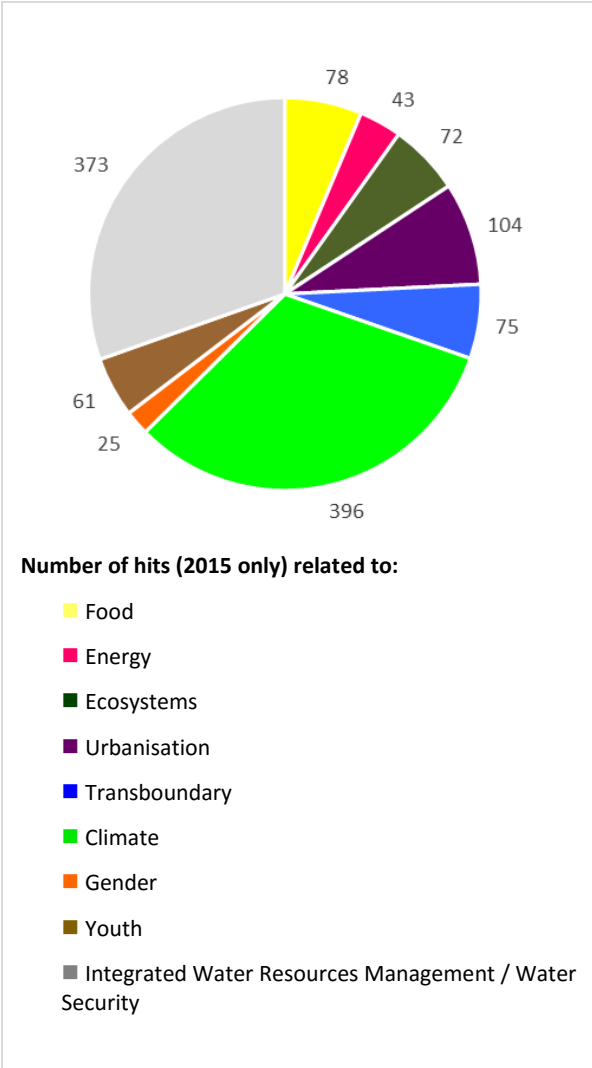
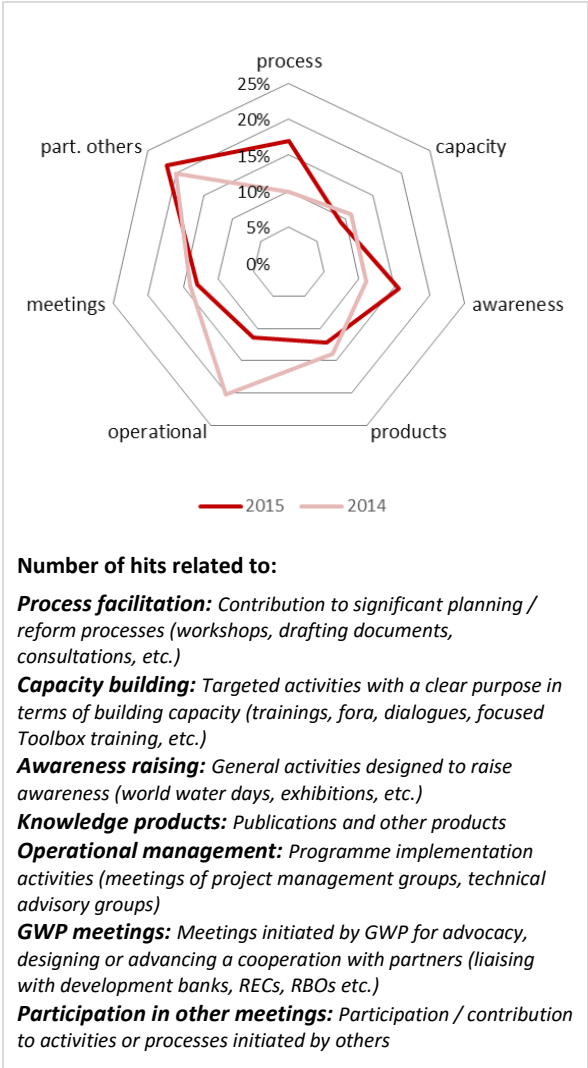


Figure 2: Number and proportion of hits reported by GWP entities by activity type and theme

1.4.4 Monitored data: Summary Sheet

A summary of all monitored outcome, progress marker and activity/output information for the organisation as a whole is provided in the datasheet presented below. Individual datasheets for the 13 regions and GWPO can be found in Section 2. An explanation of the various datasheet categories can be found in Annex B. (Note: The categories for 'Impact' and 'Inputs' will be completed at the end of the current three year work programme period (2014-2016))

IMPACT (Socio-Economic Benefits)		ALL	a_GLOB	CAC	CAF	CAM	CAR	CEE	CHI	EAF	MED		
Value Added (proxy €):													
Beneficiaries (NB):													
Investments (leverage):													
		SAF	SAM	SAS	SEA	WAF							
Value Added (proxy €):													
Beneficiaries (NB):													
Investments (leverage):													
OUTCOMES (Water Governance Systems)		ALL	a_GLOB	CAC	CAF	CAM	CAR	CEE	CHI	EAF	MED		
A Policies		24	3	2	0	3	2	0	4	2	0		
B Institutional roles		30	3	0	1	2	0	0	0	0	2		
C Management Instruments		31	0	4	4	2	1	1	4	1	2		
2014-to date													
Total		85	6	6	5	7	3	1	8	3	4		
		SAF	SAM	SAS	SEA	WAF							
A Policies		4	1	2	0	1							
B Institutional roles		5	2	7	2	6							
C Management Instruments		2	1	3	3	3							
Total		11	4	12	5	10							
PROGRESS MARKERS (Actors influenced)													
2014-to date													
		Something can be reported about the boundary actor, mostly in terms of connection / interest / participation to GWP activities (10%)											
		A change process is identified while not fully implemented; the discussion of the link to GWP activities is worth reporting (50%)											
		A significant change can be reported; the discussion of the different influences/ processes leading to this change is worth reporting, including the link to GWP activities (90%)											
OUTPUTS/ACTIVITIES (Proxy)													
2014-to date													
INPUTS (Budgets)		ALL	a_GLOB	CAC	CAF	CAM	CAR	CEE	CHI	EAF	MED		
Budget (€):													
2014-todate													
Budget (€):													
		SAF	SAM	SAS	SEA	WAF							

1.4.5 GWP Logframe: Progress against targets set in 2015

In addition to the outcome mapping methodology to M&E described in the previous sections, GWP also uses a results-based M&E component with the aim of establishing a mix of qualitative and quantitative monitoring indicators and targets. This combined or hybrid approach enables the organisation to continue to analyse progress based on observed changes in the behaviour of boundary actors and water governance mechanisms, while at the same time being in a position to set quantified targets against a set of common indicators.

The logical framework consists of a series of impact, outcome and output indicators derived according to the overall ambitions of the organisation in-line with its strategic goals. More specifically the logframe contains the following:

- **2 Impact indicators** based upon the GWP vision that measure the socio-economic and environmental benefits derived from better water resources governance & management in the countries and regions where GWP is active. These benefits can be related to one or several thematic areas depending on the *actual problems* solved.
- **8 key water governance outcome indicators** based upon the GWP mission and associated outcomes that measure the governance improvements introduced by actors at all levels where GWP is active. These governance improvements occur in “change areas” which cover the wide array of the water governance spectrum and can be related to one or several thematic areas depending on the *actual problems* targeted.
- **20 Output indicators** that measure the services and products delivered by the GWP network which foster sustainable governance improvements of the water systems (via influenced boundary actors). There is a great diversity of services and products: facilitation packages for global, regional, transboundary, national or local processes; knowledge products and capacity building materials; guidelines and procedures; networking and partnerships tools etc. They can be related to one or several thematic areas depending on the *actual problems* targeted.

As part of the planning process for the current Strategy period, targets have been set against the logical framework indicators at both the regional and global levels for 2014-2016¹². Results are being monitored against these targets on an annual basis as the strategy period proceeds.

The GWP logframe including the targets set for 2015 and the results achieved is presented below, including illustrative examples of the type of results reported.

¹² See the GWP Work Programme for 2014-2016

GWP Annual Progress Review for 2015
GWP Logframe – Targets and Results 2015

Ind. Ref.	Indicator	2015 workplan targets (Nov.14)	2015 updated targets (Jan.15) ¹³	2015 Results	Progress status: ■ Target 100% met ■ Target 50-100% met ■ Target <50% met
I1	Number of people benefiting from improved water resources planning and management	-	256 million	-	
I2	Total value of investment influenced which contributes to water security and climate resilience through improved WRM & water services	-	292 million	310 million	
O1	Number of policies, plans and strategies which integrate water security for climate resilience	34	37	21	
O1g	Number of policies/plans/strategies that have gender mainstreamed in water resource management	1	2	2	
O2	Number of approved investment plans associated with policies, plans and strategies which integrate water security for climate resilience	22	13	4	
O3	Number of agreements/commitments on enhanced water security at transboundary/regional level influenced.	3	7	8	
O4	Number. of investment strategies supporting policies and plans which integrate water security for climate resilience	2	12	12	
O5	Number of enhanced legal frameworks / policies / strategies integrating water security and climate change facilitated by GWP	1	5	2	
O6	Gender: Percentage of women and girls benefiting from interventions to improve water security (min %).	50%	50%	50%	
O7	Youth: Number of youth organizations involved in water resources decision making bodies.	3	2	4	
OT1.1	Recognition of GWP contribution to the global debate measured by number of acknowledgments in official documents	1	5	12	
OT1.2	Number of regional organisations supported in developing agreements/ commitments /investment options and tools that integrate water security and climate resilience	8	12	45	
OT1.3	Number of national organisations supported in developing legal frameworks / policies / strategies, sectoral and development plans- integrating water security and climate resilience	20	31	87	
OT1.3g	Number of national/subnational organisations supported in integrating gender perspectives into water resource management policies/plans/legal frameworks	1	1	8	
OT1.4	Number of organisations (all levels) supported in the development of investment strategies supporting policies and plans which integrate water security for climate resilience	27	29	73	
OT1.5	Number of countries supported in the development of capacity and projects to access climate and climate-related finance to improve water security.	11	26	46	
OT1.6	Number of demonstration projects undertaken for which innovation has been demonstrated	40	45	37	
OT1.6g	Number of initiatives/demo projects specifically targeting gender issues	3	3	5	
OT1.7	Number of documents produced outlining the lessons from GWP demonstration projects and a plan for replicating solutions	22	27	44	
OT1.8	Number of beneficiaries supported in demonstration projects on water security and climate resilience undertaken	71 130	81 000	106 500	
OT2.1	Number of government institutions/other stakeholders with demonstrably enhanced capacity to integrate water security and climate change in the design and implementation of policies, plans & projects	19	89	185	
OT2.1g	Number of capacity building and professional development workshops/initiatives with a significant focus on women and youth	-	-	25	
OT2.2	Number of south-south lesson learning & knowledge transfers initiatives with commitments for concrete follow up	2	3	10	
OT2.3	Number of media features on climate change and water security linked to the Water Security Programme. All media including radio, television, print, internet.	35	126	250+	
OT2.4	Number of publications, knowledge products (including strategic messages) and tools for water security & climate resilience developed and disseminated	62	80	141	
OT2.4g	Number of publications and knowledge products that have a prominent gender perspective incorporated	-	1	3	
OT2.5	User satisfaction across knowledge products and services produced, managed and disseminated by GWP.	-	75%	-	
OT2.6	Number of joint global/regional activities by GWP and WPP on climate change and water security which lead to demonstrable follow-up actions.	2	3	6	
OT3.1	Implementation of Results Framework & associated M&E across the GWP network.	-	-	-	
OT3.2	Increased financial performance across all Regional and Country Water Partnerships.	-	1/1	-	

¹³ Based on the review of all logframe targets in the context of the GWP 3-year Work Programme update that was presented to the GWP SC and FPG in May 2015

1.4.6 Expenditure report 2015

	FORECAST 2015	BUDGET 2015	FORECAST % BUDGET
Secretariat			
Staff	1,497,000	1,518,000	99%
Travel	45,000	50,000	90%
Office	360,000	369,000	98%
Audit/Legal	35,000	35,000	100%
IT/Communications	200,000	229,000	87%
Financial costs/revenues	30,000	30,000	100%
Total Secretariat	2,167,000	2,231,000	97%
Governing bodies and reviews			
Steering committee	180,000	197,000	91%
Reviews - Governance & Financing	16,000	28,000	57%
EC Pillar Assessment	40,000	40,000	100%
Network meeting (CP)	3,000	2,600	115%
Financial/Sponsoring Partners M.	5,000	5,400	93%
Total Governing bodies	244,000	273,000	89%
GWP Technical Committee	321,000	294,000	109%
Progr. Development Support	50,000	59,000	85%
Total Global	615,000	626,000	98%
Regional Support			
Network Operations	924,000	940,000	98%
Regional and Thematic Support	50,000	75,000	67%
Network institutional strengthening	2,000	4,000	50%
Annual Regional Meeting	40,000	40,000	100%
Local financial support	2,500	3,000	83%
Total regional support	1,018,500	1,062,000	96%
Programmes managed by GWPO			
Water Security - Global Dialogue	436,500	434,000	101%
Global debates - WWF	17,500	18,000	97%
Knowledge Management	213,000	213,000	100%
Country data -UN_Water Briefs	5,000	15,000	33%
Climate Global WACDEP	100,000	129,000	78%
Climate Africa Global WACDEP	293,000	328,000	89%
Climate UNICEF WACDEP	7,000	72,000	10%
Drought WMO IDMP	70,000	80,000	88%
Flood WMO APFM	38,000	48,000	79%
Integrated UWM	120,000	141,000	85%
Transboundary SITWA	758,500	600,000	126%
Total programmes managed by GWPO	2,058,500	2,078,000	99%
Programmes managed by the RWPs			
SDG Preparedness Facility	5,000	50,000	10%
WACDEP Africa	1,800,000	1,965,000	92%
WACDEP Other regions	1,250,000	1,407,000	89%
IDMP regions	508,000	509,000	100%
Transboundary South America	48,000	48,000	100%
Transboundary West Africa	517,000	500,000	103%
UNDP DRIN	60,000	200,000	30%
Total programmes RWPs	4,188,000	4,679,000	90%
Regional core	2,935,000	2,965,000	99%
Total Programmes	9,181,500	9,722,000	94%
TOTAL EXPENDITURES	12,982,000	13,641,000	95%
CONFIRMED INCOME	12,982,000	13,641,000	
RESULT	0	0	

2 Detailed progress and results

This section summarises the available monitoring and evaluation data and the planned and actual progress in 2015 for each entity within the GWP Network:

1. Global coordination of 8 thematic and cross-cutting areas
2. Regional water partnerships – 13
3. GWPO Secretariat and Technical Committee

Information for the 13 Regional Water Partnerships and GWPO/TEC is presented in three parts:

- A narrative description of Planned vs. Actual progress consisting of:
 - A summary of activities presented in the 2015 Workplan (column 1 of the table)
 - A summary of the actual progress during the year against the workplan (column 2 of the table)
 - A critical commentary including the most important challenges-faced, lessons-learned and recommendations (final section of the table)
- A datasheet (the “dashboard”) showing the outcomes, progress markers and activities/outputs recorded in 2015 (an explanation of the various datasheet categories can be found in Annex B)
- Logframe targets and results for 2015

2.2 By Regions

2.2.1 Caribbean


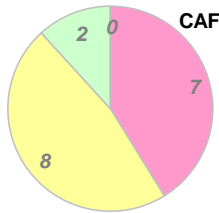



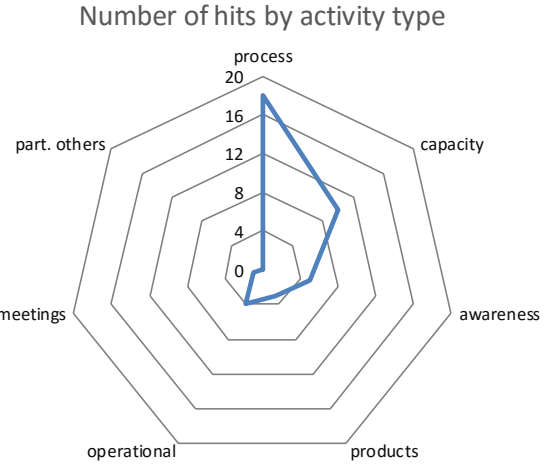
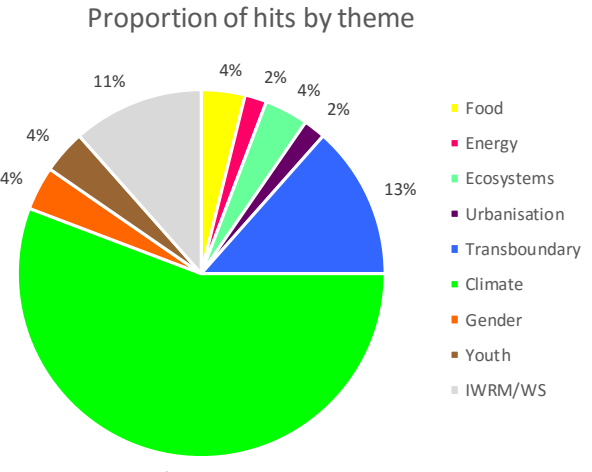
Progress Report (elements)		Caribbean									
IMPACT (Socio-Economic Benefits)		CAR	REG	TB	Barbados	Grenada	Union Island, St. Vincent and the Grenadines				
	Value Added (proxy €):										
	Beneficiaries (NB):										
	Investments (leverage):										
OUTCOMES (Water Governance Systems)		CAR	REG	TB	Barbados	Grenada	Jamaica	St Kitts & Suriname	Trinidad an Union Island		
	A Policies	2	0	0	0	0	1	0	0	0	
	B Institutional roles	0	0	0	0	0	0	0	0	0	
	C Management Instruments	1	1	0	0	0	0	0	0	0	
	<i>2014-to date</i>										
	Total	3	1	0	0	0	1	0	0	0	
		Antigua & Barbuda									
	A Policies	1									
	B Institutional roles	0									
	C Management Instruments	0									
Total	1										
PROGRESS MARKERS (Actors influenced)											
	<i>2014-to date</i>										
	Something can be reported about the boundary actor, mostly in terms of connection / interest / participation to GWP activities (10%)	/									
	A change process is identified while not fully implemented; the discussion of the link to GWP activities is worth reporting (50%)	+									
A significant change can be reported; the discussion of the different influences/ processes leading to this change is worth reporting, including the link to GWP activities (90%)	++										
OUTPUTS/ACTIVITIES (Proxy)											
	<i>2014-to date</i>	<p>Number of hits by activity type</p>					<p>Proportion of hits by theme</p>				
INPUTS (Budgets)		CAR	REG	TB	Barbados	Grenada	Union Island, St. Vincent and the Grenadines				
	<i>2014-to date</i>	Budget (€):									
	Budget (€):										

Caribbean	
WORKPLAN 2015 (Highlights)	PROGRESS 2015
<p>Highlight 1</p> <ul style="list-style-type: none"> The emphasis coming out of the High Level Ministerial Forum 2014 was to elevate the meeting to a CARICOM recognised forum. The proposal for 2015 is for the engagement of GWP-C and CWWA with the regional Council for Human and Social Development (COHSOD) as well as the Council for Trade and Economic Development (COTED) in an effort to have the forum recognised at the highest level. 	<p>Achieved for the first time in the history of HLF the attendance of the Assistant Secretary General of CARICOM and his special advisor responsible for Climate Change. The opportunity for Ministers of Water to articulate their needs directly to CARICOM resulted in Recommendations that had more concrete actions. It is anticipated that follow up will be much more comprehensive in 2016, since both hosting partners (Gwp=C and CWWA) now have full time operational heads.</p>
<p>Highlight 2</p> <ul style="list-style-type: none"> Development of a gender baseline study with the target countries being Surinam and Dominica. The issue of gender and water is a key component in IWRM and as such the focus will be to develop a baseline study on how gender issues are incorporated in water policies and the decision making processes. 	<p>Baseline study work not started (work suspended due to funds 'freeze'). Draft TOR to accompany presentation to the SC about feedback received from donors and stakeholders regarding the desire to see more "action" related outcomes, versus studies. Workplan may be reformulated in 2016 to reflect a gender project that incorporates the baseline study with a more "tangible" deliverable, in order to attempt to attract donor funding.</p>
<p>Highlight 3</p> <ul style="list-style-type: none"> Youth and climate change impacts for sustainable development in non-English speaking Caribbean islands. The focus will be on Haiti (the poorest country in the region) and Dominican Republic. The aim is work with the Caribbean Youth Environmental Network in these countries to build capacity. 	<p>Project being developed to showcase a holistic sustainable water system for a youth institution in Haiti. Will work with the CYEN and a school/orphanage to prepare a demonstration project regarding the integration of aspects of youth and climate change adaptation to be delivered in December 2015.</p>
CRITICAL ASSESSMENT	
<p><u>Analysis of planned vs. achieved:</u> Planned work for 2015 was suspended with the freeze imposed by the delay in delivery of DFID funds. This caused the GWP-C to focus on the implementation of the CDKN in kind contribution, and used the work done under this activity to prepare for the execution of other work later that year. Learning curve for the new RC who started in February 2015 also delayed the execution of activities.</p> <p><u>Challenges, lessons learned and recommendations:</u> Significant achievements with regards to regional cooperation, capacity building, knowledge awareness, and investment planning. Challenges experienced due to backlog of administrative issues and disjointed leadership of the Secretariat due to there being 5 different Regional Coordinators since July 2013. Recommend that new Regional Coordinators go through a early period of mentorship with a more seasoned RC (e.g. 2 weeks in South Africa), will allow skills transfer at a optimal rate.</p>	

GWP Annual Progress Review for 2015

Ind. Ref.	Indicator	2015 workplan targets (Nov.14)	2015 updated targets (Jan.15) ¹⁴	2015 Results
I1	Number of people benefiting from improved water resources planning and management		100 000	100 000
I2	Total value of investment influenced which contributes to water security and climate resilience through improved WRM & water services		100 000	
O1	Number of policies, plans and strategies which integrate water security for climate resilience	1	3	
O1g	Number of policies/plans/strategies that have gender mainstreamed in water resource management	1	1	
O2	Number of approved investment plans associated with policies, plans and strategies which integrate water security for climate resilience	1	1	
O3	Number of agreements/commitments on enhanced water security at transboundary/regional level influenced.			1
O4	Number of investment strategies supporting policies and plans which integrate water security for climate resilience	1	1	
O5	Number of enhanced legal frameworks / policies / strategies integrating water security and climate change facilitated by GWP			
O6	Gender: Percentage of women and girls benefiting from interventions to improve water security (min %).		50%	
O7	Youth: Number of youth organizations involved in water resources decision making bodies.			
OT1.1	Recognition of GWP contribution to the global debate measured by number of acknowledgments in official documents			
OT1.2	Number of regional organisations supported in developing agreements/ commitments /investment options and tools that integrate water security and climate resilience	2	2	14
OT1.3	Number of national organisations supported in developing legal frameworks / policies / strategies, sectoral and development plans- integrating water security and climate resilience			5
OT1.3g	Number of national/subnational organisations supported in integrating gender perspectives into water resource management policies/plans/legal frameworks			
OT1.4	Number of organisations (all levels) supported in the development of investment strategies supporting policies and plans which integrate water security for climate resilience			16
OT1.5	Number of countries supported in the development of capacity and projects to access climate and climate-related finance to improve water security.			
OT1.6	Number of demonstration projects undertaken for which innovation has been demonstrated			
OT1.6g	Number of initiatives/demo projects specifically targeting gender issues			
OT1.7	Number of documents produced outlining the lessons from GWP demonstration projects and a plan for replicating solutions			
OT1.8	Number of beneficiaries supported in demonstration projects on water security and climate resilience undertaken		2000	500
OT2.1	Number of government institutions/other stakeholders with demonstrably enhanced capacity to integrate water security and climate change in the design and implementation of policies, plans & projects			1
OT2.1g	Number of capacity building and professional development workshops/initiatives with a significant focus on women and youth			1
OT2.2	Number of south-south lesson learning & knowledge transfers initiatives with commitments for concrete follow up			2
OT2.3	Number of media features on climate change and water security linked to the Water Security Programme. All media including radio, television, print, internet.		4	10
OT2.4	Number of publications, knowledge products (including strategic messages) and tools for water security & climate resilience developed and disseminated	1	4	11
OT2.4g	Number of publications and knowledge products that have a prominent gender perspective incorporated		1	
OT2.5	User satisfaction across knowledge products and services produced, managed and disseminated by GWP.		75%	
OT2.6	Number of joint global/regional activities by GWP and WPP on climate change and water security which lead to demonstrable follow-up actions.			
OT3.1	Implementation of Results Framework & associated M&E across the GWP network.		1	1
OT3.2a	Increased financial performance across all Regional and Country Water Partnerships – Locally raised funds.		1/1	
OT3.2b	Increased financial performance across all Regional and Country Water Partnerships – In kind contributions.			

¹⁴ Based on the review of all logframe targets in the context of the GWP 3-year Work Programme update that was presented to the GWP SC and FPG in May 2015

<p>Progress Report (elements)</p>	<p>Central Africa</p>									
<p>IMPACT (Socio-Economic Benefits)</p>	<p>Value Added (proxy €): Beneficiaries (NB): Investments (leverage):</p>	<p>CAF</p>	<p>REG</p>	<p>TB</p>	<p>Cameroon</p>	<p>Central Africa</p>	<p>Congo</p>	<p>Congo, DRC</p>	<p>Sao Tome & Principe</p>	
<p>OUTCOMES (Water Governance Systems) 2014-to date</p>	<p>A Policies B Institutional roles C Management Instruments Total</p>	<p>CAF</p>	<p>REG</p>	<p>TB</p>	<p>Cameroon</p>	<p>Central Africa</p>	<p>Congo</p>	<p>Congo, DRC</p>	<p>Sao Tome & Principe</p>	
<p>PROGRESS MARKERS (Actors influenced) 2014-to date</p>	<div style="display: flex; justify-content: space-around;"> <div data-bbox="320 904 539 1115">  </div> <div data-bbox="703 904 922 1115">  </div> <div data-bbox="970 904 1189 1115">  </div> <div data-bbox="1230 904 1449 1115">  </div> </div> <p>Something can be reported about the boundary actor, mostly in terms of connection / interest / participation to GWP activities (10%) /</p> <p>A change process is identified while not fully implemented; the discussion of the link to GWP activities is worth reporting (50%) +</p> <p>A significant change can be reported; the discussion of the different influences/ processes leading to this change is worth reporting, including the link to GWP activities (90%) ++</p>									
<p>OUTPUTS/ACTIVITIES (Proxy) 2014-to date</p>	<div style="display: flex; justify-content: space-around;"> <div data-bbox="320 1272 874 1742">  </div> <div data-bbox="895 1272 1497 1742">  </div> </div>									
<p>INPUTS (Budgets) 2014-todate INPUTS (Budgets) 2009-todate</p>	<p>Budget (€):</p>	<p>CAF</p>	<p>REG</p>	<p>TB</p>	<p>Cameroon</p>	<p>Central Africa</p>	<p>Congo</p>	<p>Congo, DRC</p>	<p>Sao Tome & Principe</p>	

GWP Annual Progress Review for 2015

Central Africa	
WORKPLAN 2015 (Highlights)	PROGRESS 2015
<p>Highlight 1</p> <p>Validation of FORSEAU: After writing FORSEAU and all the necessary implementation documentation, the next steps in 2015 are under the supervision of ECCAS and BDEAC with the support of GWP-CAf. They consist validation of documents during a regional workshop, analysis and improvement of the documents necessary for the operationalization of FORSEAU in order to initiate the process of mobilizing financial partners prior to submission for approval of the highest decision-making bodies like ECCAS and finally the submission of the draft decision on the establishment, operation and organization of FORSEAU the Conference of Heads of State and Government of ECCAS</p>	<p>The final draft of the FORSEAU has been written. The document has been submitted to ECCAS for validation. The validation workshop is supposed to be held in 2016.</p>
<p>Highlight 2</p> <p>Implementation of the Programme "youth for water": In collaboration with AMCOW and different existing platforms for youth in Central Africa, GWP-CAF will support the organization of the Youth Forum of Central Africa. This is an opportunity for the GWP-CAf to validate his "youth water" strategy</p>	<p>Collaboration with youth's platforms in the region is ongoing. 30 organizations participated two the cop 21 process. A taskforce has been established in order to merge GWP-CAF, GWP and AMCOW strategies for youth.</p> <p>the lake of fund do not permitted to support the youth forum</p>
<p>Highlight 3</p> <ul style="list-style-type: none"> Support for NCB to allow them to carry out certain activities. GWP-CAf will support the NCB in the implementation of their action plans in 2015. 	
<p>Highlight 4</p> <ul style="list-style-type: none"> Knowledge management & communication – key programmes: GWPSA and CU will support the development of key messages and knowledge products from the substantive content in reports and programme outputs (project reports, studies, assessments etc.). 	<p>Well done. Two brochures, one magazine and many press release were produced this year.</p>
CRITICAL ASSESSMENT	
<p><u>Analysis of planned vs. achieved:</u></p> <p>It's has been difficult for us to achieve ours major activity (FORSEAU) because it's an activity financed by ECCAS. It's means that we don't have the entire control of the activity. Significant progress has been made in collaboration with youth.</p> <p><u>Challenges, lessons learned and recommendations:</u></p> <p>The major challenge for the next year is the fund raising through bacable projects.</p>	


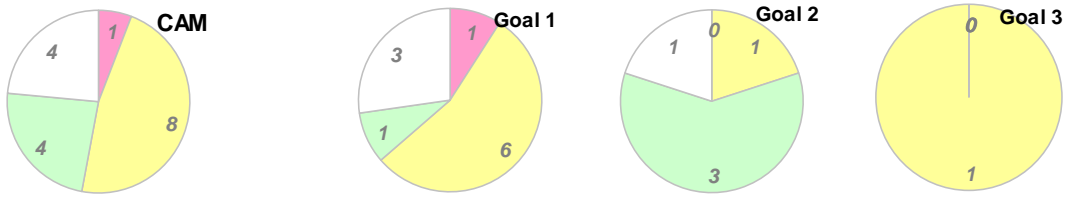
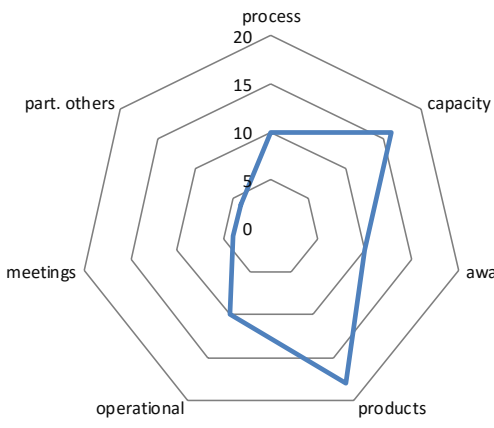
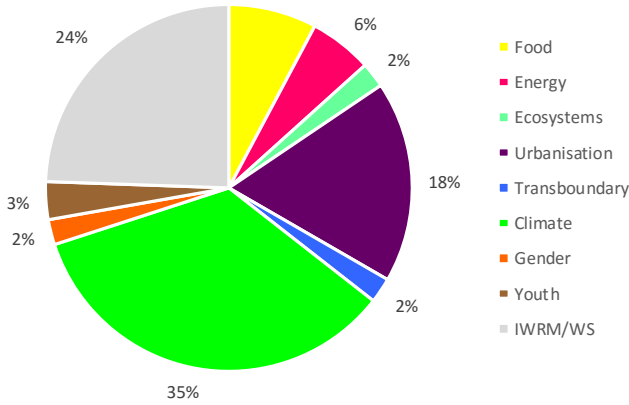
GWP Annual Progress Review for 2015

Ind. Ref.	Indicator	2015 workplan targets (Nov.14)	2015 updated targets (Jan.15) ¹⁵	2015 Results
I1	Number of people benefiting from improved water resources planning and management		5 million	
I2	Total value of investment influenced which contributes to water security and climate resilience through improved WRM & water services		1 million	400 000
O1	Number of policies, plans and strategies which integrate water security for climate resilience	4	4	1
O1g	Number of policies/plans/strategies that have gender mainstreamed in water resource management			
O2	Number of approved investment plans associated with policies, plans and strategies which integrate water security for climate resilience			
O3	Number of agreements/commitments on enhanced water security at transboundary/regional level influenced.			1
O4	Number of investment strategies supporting policies and plans which integrate water security for climate resilience		2	2
O5	Number of enhanced legal frameworks / policies / strategies integrating water security and climate change facilitated by GWP			
O6	Gender: Percentage of women and girls benefiting from interventions to improve water security (min %).		50%	
O7	Youth: Number of youth organizations involved in water resources decision making bodies.	1	1	
OT1.1	Recognition of GWP contribution to the global debate measured by number of acknowledgments in official documents		1	1
OT1.2	Number of regional organisations supported in developing agreements/ commitments /investment options and tools that integrate water security and climate resilience	1	1	2
OT1.3	Number of national organisations supported in developing legal frameworks / policies / strategies, sectoral and development plans- integrating water security and climate resilience	2	2	1
OT1.3g	Number of national/subnational organisations supported in integrating gender perspectives into water resource management policies/plans/legal frameworks			
OT1.4	Number of organisations (all levels) supported in the development of investment strategies supporting policies and plans which integrate water security for climate resilience		2	
OT1.5	Number of countries supported in the development of capacity and projects to access climate and climate-related finance to improve water security.	2	2	2
OT1.6	Number of demonstration projects undertaken for which innovation has been demonstrated		2	2
OT1.6g	Number of initiatives/demo projects specifically targeting gender issues	1	1	1
OT1.7	Number of documents produced outlining the lessons from GWP demonstration projects and a plan for replicating solutions			2
OT1.8	Number of beneficiaries supported in demonstration projects on water security and climate resilience undertaken	600	600	1 300
OT2.1	Number of government institutions/other stakeholders with demonstrably enhanced capacity to integrate water security and climate change in the design and implementation of policies, plans & projects			4
OT2.1g	Number of capacity building and professional development workshops/initiatives with a significant focus on women and youth			
OT2.2	Number of south-south lesson learning & knowledge transfers initiatives with commitments for concrete follow up			
OT2.3	Number of media features on climate change and water security linked to the Water Security Programme. All media including radio, television, print, internet.		4	20
OT2.4	Number of publications, knowledge products (including strategic messages) and tools for water security & climate resilience developed and disseminated	1	5	3
OT2.4g	Number of publications and knowledge products that have a prominent gender perspective incorporated			
OT2.5	User satisfaction across knowledge products and services produced, managed and disseminated by GWP.		75%	
OT2.6	Number of joint global/regional activities by GWP and WPP on climate change and water security which lead to demonstrable follow-up actions.			
OT3.1	Implementation of Results Framework & associated M&E across the GWP network.		1	
OT3.2a	Increased financial performance across all Regional and Country Water Partnerships – Locally raised funds.		1/1	
OT3.2b	Increased financial performance across all Regional and Country Water Partnerships – In kind contributions.			

¹⁵ Based on the review of all logframe targets in the context of the GWP 3-year Work Programme update that was presented to the GWP SC and FPG in May 2015

GWP Annual Progress Review for 2015

2.2.3 Central America

Progress Report (elements)		Central America								
										
IMPACT (Socio-Economic Benefits)		CAM	REG	TB	Costa Ric	El Salvado	Guatemala	Honduras	Nicaragua	Panama
	Value Added (proxy €):									
	Beneficiaries (NB):									
	Investments (leverage):									
OUTCOMES (Water Governance Systems)		CAM	REG	TB	Costa Ric	El Salvado	Guatemala	Honduras	Nicaragua	Panama
	A Policies	3	2	0	1	0	0	0	0	0
	B Institutional roles	2	0	0	0	0	1	1	0	0
	C Management Instruments	2	0	0	0	2	0	0	0	0
	<i>2014-to date</i>									
	<i>Total</i>	7	2	0	1	2	1	1	0	0
	A Policies									
	B Institutional roles									
	C Management Instruments									
<i>Total</i>										
PROGRESS MARKERS (Actors influenced)	<i>2014-to date</i>									
		Something can be reported about the boundary actor, mostly in terms of connection / interest / participation to GWP activities (10%) /								
		A change process is identified while not fully implemented; the discussion of the link to GWP activities is worth reporting (50%) +								
		A significant change can be reported; the discussion of the different influences/ processes leading to this change is worth reporting, including the link to GWP activities (90%) ++								
OUTPUTS/ACTIVITIES (Proxy)	<i>2014-to date</i>	Number of hits by activity type 				Proportion of hits by theme 				
INPUTS (Budgets)		CAM	REG	TB	Costa Ric	El Salvado	Guatemala	Honduras	Nicaragua	Panama
	<i>2014-to date</i>									

Central America	
WORKPLAN 2015 (Highlights)	PROGRESS 2015
<p>Highlight 1</p> <ul style="list-style-type: none"> GWP CAM will engage in supporting transboundary basin management in the region. We have planned to prepare a technical focus paper on the topic and prepare guidelines that can support countries in their management. 	<p>We are starting the preparation of the Technical Focus Paper on IWRM and transboundary basins. The preparation of the guidelines had to be postponed to 2016 due to the freezing of funds.</p>
<p>Highlight 2</p> <ul style="list-style-type: none"> Follow up on the identification of the economic value of water to sectors such as energy and agriculture in at least one country. 	<p>A document on the economic impact of drought in Central America, focusing on WASH, energy and agriculture is going to be finalized this year. This activity is being coordinated with CRRH.</p>
<p>Highlight 3</p> <ul style="list-style-type: none"> Support the preparation of adaptation plans at national level, improving the understanding of adaptation actions. We expect support of GWPO in carrying out this activity. 	<p>Jointly with UNDP, UNEP and GWPO we are going to carry out a workshop on NAPS, with the participation of representatives of the 6 countries of the region. This activity is also coordinated with the Ministry of Environment of El Salvador and CCAD and is going to be held at the end of October in El Salvador.</p>
<p>Highlight 4</p> <ul style="list-style-type: none"> Support the improving of drought monitoring in the region in coordination with CRRH and support of GWP/WMO-IDMP. 	<p>The regional drought monitoring group has been established and the results of the application of the SPI are part of the quarterly climate perspective that is prepared by the Climate Forum. In coordination with WMO regional office a methodology for the establishment of an early warning system on drought is being piloted.</p>
CRITICAL ASSESSMENT	
<p><u>Analysis of planned vs. achieved:</u></p> <p>GWP CAM achieved most of the main activities that were planned to be carried out in 2015. The only activity that had to be postponed due to time limitations was the preparation of guidelines for the management of transboundary basins. However, we consider that delaying this activity has been a positive development because the preparation of the Technical Focus Paper on IWRM and TB waters management will feed in to the development of the guidelines.</p> <p><u>Challenges, lessons learned and recommendations:</u></p> <p>One of the main challenges we had to face this year was having to slow down the implementation of our workplan due to the freezing of funds and then having to catch up. Despite this effort, we had to postpone the completion of some activities to 2016, due to time limitations. This was also an important year to publish the results achieved with the implementation of WACDEP, which has left lessons learned on the ground that can be shared with our allies and potential funding partners. In order to strengthen our local fundraising, we have started exploring the possibility of GWP CAM becoming a legal entity, since being represented by our host institutions has limitations when we are both interested in participating in the same calls for proposals. It's also important to continue implementing pilot projects, since these experiences are important to show results on the ground when trying to partner with others in fundraising opportunities. There is a very limited number of fundraising opportunities in Central America, which makes competition for funds even harsher. We will start exploring American Foundations and strengthening alliances to complement our activities with in-kind contributions.</p>	

GWP Annual Progress Review for 2015

Ind. Ref.	Indicator	2015 workplan targets (Nov.14)	2015 updated targets (Jan.15) ¹⁶	2015 Results
I1	Number of people benefiting from improved water resources planning and management		500 000	400
I2	Total value of investment influenced which contributes to water security and climate resilience through improved WRM & water services		250 000	
O1	Number of policies, plans and strategies which integrate water security for climate resilience	1	1	2
O1g	Number of policies/plans/strategies that have gender mainstreamed in water resource management			
O2	Number of approved investment plans associated with policies, plans and strategies which integrate water security for climate resilience			
O3	Number of agreements/commitments on enhanced water security at transboundary/regional level influenced.			
O4	Number of investment strategies supporting policies and plans which integrate water security for climate resilience			
O5	Number of enhanced legal frameworks / policies / strategies integrating water security and climate change facilitated by GWP		2	
O6	Gender: Percentage of women and girls benefiting from interventions to improve water security (min %).		50%	
O7	Youth: Number of youth organizations involved in water resources decision making bodies.			
OT1.1	Recognition of GWP contribution to the global debate measured by number of acknowledgments in official documents			
OT1.2	Number of regional organisations supported in developing agreements/ commitments /investment options and tools that integrate water security and climate resilience		1	3
OT1.3	Number of national organisations supported in developing legal frameworks / policies / strategies, sectoral and development plans- integrating water security and climate resilience		3	3
OT1.3g	Number of national/subnational organisations supported in integrating gender perspectives into water resource management policies/plans/legal frameworks			
OT1.4	Number of organisations (all levels) supported in the development of investment strategies supporting policies and plans which integrate water security for climate resilience			
OT1.5	Number of countries supported in the development of capacity and projects to access climate and climate-related finance to improve water security.		2	
OT1.6	Number of demonstration projects undertaken for which innovation has been demonstrated	5	5	4
OT1.6g	Number of initiatives/demo projects specifically targeting gender issues			2
OT1.7	Number of documents produced outlining the lessons from GWP demonstration projects and a plan for replicating solutions	5	5	5
OT1.8	Number of beneficiaries supported in demonstration projects on water security and climate resilience undertaken	10000	10000	1 400
OT2.1	Number of government institutions/other stakeholders with demonstrably enhanced capacity to integrate water security and climate change in the design and implementation of policies, plans & projects		12	24
OT2.1g	Number of capacity building and professional development workshops/initiatives with a significant focus on women and youth			1
OT2.2	Number of south-south lesson learning & knowledge transfers initiatives with commitments for concrete follow up			1
OT2.3	Number of media features on climate change and water security linked to the Water Security Programme. All media including radio, television, print, internet.		5	5
OT2.4	Number of publications, knowledge products (including strategic messages) and tools for water security & climate resilience developed and disseminated		3	21
OT2.4g	Number of publications and knowledge products that have a prominent gender perspective incorporated			1
OT2.5	User satisfaction across knowledge products and services produced, managed and disseminated by GWP.		75%	
OT2.6	Number of joint global/regional activities by GWP and WPP on climate change and water security which lead to demonstrable follow-up actions.			
OT3.1	Implementation of Results Framework & associated M&E across the GWP network.		1	
OT3.2a	Increased financial performance across all Regional and Country Water Partnerships – Locally raised funds.		1/1	
OT3.2b	Increased financial performance across all Regional and Country Water Partnerships – In kind contributions.			

¹⁶ Based on the review of all logframe targets in the context of the GWP 3-year Work Programme update that was presented to the GWP SC and FPG in May 2015

GWP Annual Progress Review for 2015
2.2.4 Central and Eastern Europe

Progress Report (elements)		Central & Eastern Europe									
IMPACT (Socio-Economic Benefits)		CEE	REG	TB	Bulgaria	Czech Re	Estonia	Hungary	Latvia	Lithuania	Moldova, Re
	Value Added (proxy €):										
	Beneficiaries (NB):										
	Investments (leverage):										
		Poland	Romania	Slovakia	Slovenia	Ukraine					
	Value Added (proxy €):										
	Beneficiaries (NB):										
	Investments (leverage):										
OUTCOMES (Water Governance Systems)		CEE	REG	TB	Bulgaria	Czech Re	Estonia	Hungary	Latvia	Lithuania	Moldova, Re
	A Policies	0	0	0	0	0	0	0	0	0	0
	B Institutional roles	0	0	0	0	0	0	0	0	0	0
	C Management Instruments	1	0	0	0	0	0	0	0	0	1
	<i>2014-to date</i>										
	Total	1	0	0	0	0	0	0	0	0	1
		Poland	Romania	Slovakia	Slovenia	Ukraine					
	A Policies	0	0	0	0	0					
	B Institutional roles	0	0	0	0	0					
	C Management Instruments	0	0	0	0	0					
Total	0	0	0	0	0						
PROGRESS MARKERS (Actors influenced)											
	<i>2014-to date</i>										
		Something can be reported about the boundary actor, mostly in terms of connection / interest / participation to GWP activities (10%)									
		A change process is identified while not fully implemented; the discussion of the link to GWP activities is worth reporting (50%)									
		A significant change can be reported; the discussion of the different influences/ processes leading to this change is worth reporting, including the link to GWP activities (90%)									
OUTPUTS/ACTIVITIES (Proxy)											
	<i>2014-to date</i>										
INPUTS (Budgets)		CEE	REG	TB	Bulgaria	Czech Re	Estonia	Hungary	Latvia	Lithuania	Moldova, Re
	Budget (€):										
	<i>2014-todate</i>	Poland	Romania	Slovakia	Slovenia	Ukraine					
	Budget (€):										

GWP Annual Progress Review for 2015


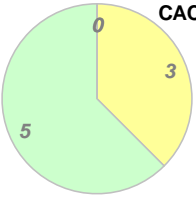



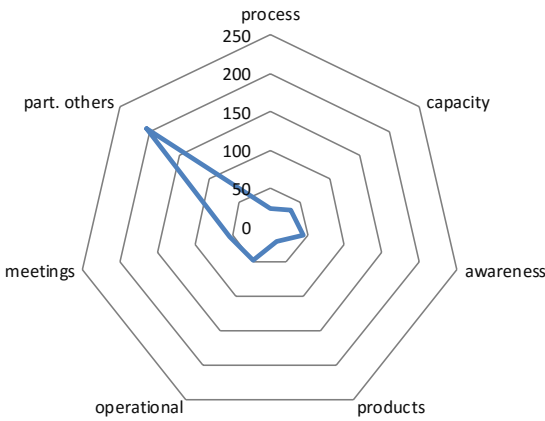
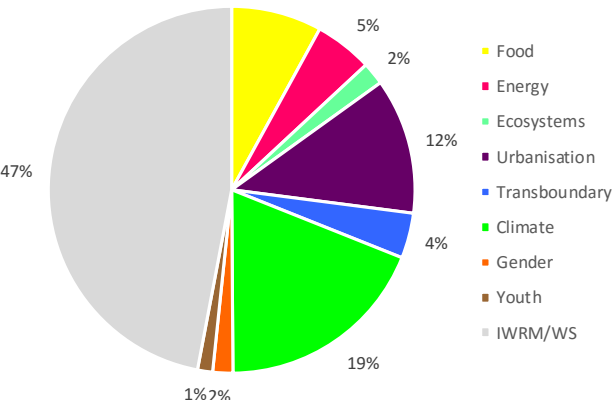
Central and Eastern Europe	
WORKPLAN 2015 (Highlights)	PROGRESS 2015
<p>Highlight 1</p> <ul style="list-style-type: none"> Climate resilience and water security: Integrated Drought Management Programme in Central and Eastern Europe will enter its final phase. Two major documents will be published – Guidelines for Preparation of Drought Management Plans within River Basin Mana 	<p>Drought Management Guidelines were released on 4 September 2015. The Guidelines aim to provide a better understanding of how to integrate drought management into river basin management plans in Central and Eastern Europe. They focus on seven steps that relate specifically to the environment of Central and Eastern Europe countries. Small water retention guidelines will be released in October 2015.</p>
<p>Highlight 2</p> <ul style="list-style-type: none"> Transboundary water security: Danube Strategy Task Force will be actively involved in the Danube Strategy Priority Areas 4 and 5 and consultation of international river basin management plans. It will develop trans-boundary project proposal focused on inc 	<p>On behalf of GWP CEE, its Danube Strategy Task Force leader presented a statement about Danube River Basin and Flood Risk Management Plans at the Danube Stakeholder Workshop in Zagreb on 2-3 July. Danube Strategy Task Force coordinates GWP CEE involvement into Tisza Project, as a leader of WP6. The first preparatory meeting was held on 14 July in Budapest and the second on 17 September 2015 in Szolnok.</p>
<p>Highlight 3</p> <ul style="list-style-type: none"> Urbanisation and water security: Sustainable Sanitation Task Force will promote sustainable sanitation solutions in small settlements in Central and Eastern Europe at Dresden Nexus Conference 2015. 	<p>Sustainable Sanitation was presented by a poster in Dresden Nexus Conference on 25 - 27 March 2015. In addition, project idea was presented by a poster at the 4th Danube Financing Dialogue on 23-24 April 2015 in Zagreb and at SWS 2015 European Chapter Meeting Wetlands on 10-13 May in Bled.</p>
<p>Highlight 4</p> <ul style="list-style-type: none"> Ecosystems and water security: GWP Central and Eastern Europe will strengthen partnership with European Centre for River Restoration through European River Restoration Conference 2015. 	<p>GWP CEE is involved into LIFE NGO Project proposal submitted to EASME on 27 July with INBO and UK River Restoration Centre. GWP CEE became a founding member of a newly created association European Centre for River Restoration. European River Symposium was moved into March 2016.</p>
<p>Highlight 5</p> <ul style="list-style-type: none"> Generate and communicate knowledge: Selected authors supported by Country Water Partnerships will develop draft of the Technical Focus Paper on IWRM and Water Framework Directive in Central and Eastern Europe. 	<p>In frame of the TEC meeting, Technical Focus Paper on IWRM and European Union Water Framework Directive was launched and live streamed on 28 August in Stockholm.</p>
<p>Highlight 6</p> <ul style="list-style-type: none"> Youth: In cooperation with International Commission for the Protection of the Danube River, GWP Central and Eastern Europe will implement Danube Art Master project in 12 countries of the Danube River Basin. 	<p>GWP CEE organized Danube Art Master 2015 in 11 countries of the Danube River Basin. The international winner was announced in September 2015. GWP Hungary and Slovenia are among national organizers. The contest was funded by the International Commission for Protection of the Danube River and Coca Cola.</p>
CRITICAL ASSESSMENT	
<p><u>Analysis of planned vs. achieved:</u></p> <p>European River Symposium was moved from November 2015 into March 2016, so budget was reallocated. GWP CEE was involved into development of several project proposals that were not planned 1. SOS ADAPT (EU), led by Slovenian Association of Municipalities, was submitted to LIFE on 15 September, 2. RESOURCE (H2020), led by University of Girona, was submitted on 8 September, 3. LIFE NGO Grants (EU), lead by European Centre for River Restoration, was submitted on 27 July and 4. START-CALL2 (EU Danube Strategy), led by GWP CEE, was submitted on 8 July. In addition, SANDANUBE project received the Letter of Recommendation from high level Danube Strategy Priority Area 4 Steering Group on 20 October 2015.</p> <p><u>Challenges, lessons learned and recommendations:</u></p> <p>Country Water Partnership Moldova and Ukraine did not used seed funding for a project “Transboundary Flood Management in the Dniester River Bain in Moldova and Ukraine” due to a civil war in Ukraine.</p>	

GWP Annual Progress Review for 2015

Ind. Ref.	Indicator	2015 workplan targets (Nov.14)	2015 updated targets (Jan.15) ¹⁷	2015 Results
I1	Number of people benefiting from improved water resources planning and management		140 000 000	140 000 000
I2	Total value of investment influenced which contributes to water security and climate resilience through improved WRM & water services			
O1	Number of policies, plans and strategies which integrate water security for climate resilience			1
O1g	Number of policies/plans/strategies that have gender mainstreamed in water resource management			
O2	Number of approved investment plans associated with policies, plans and strategies which integrate water security for climate resilience			
O3	Number of agreements/commitments on enhanced water security at transboundary/regional level influenced.			
O4	Number. of investment strategies supporting policies and plans which integrate water security for climate resilience			
O5	Number of enhanced legal frameworks / policies / strategies integrating water security and climate change facilitated by GWP			
O6	Gender: Percentage of women and girls benefiting from interventions to improve water security (min %).			
O7	Youth: Number of youth organizations involved in water resources decision making bodies.			
OT1.1	Recognition of GWP contribution to the global debate measured by number of acknowledgments in official documents			1
OT1.2	Number of regional organisations supported in developing agreements/ commitments /investment options and tools that integrate water security and climate resilience	2	2	3
OT1.3	Number of national organisations supported in developing legal frameworks / policies / strategies, sectoral and development plans- integrating water security and climate resilience	10	10	12
OT1.3g	Number of national/subnational organisations supported in integrating gender perspectives into water resource management policies/plans/legal frameworks			
OT1.4	Number of organisations (all levels) supported in the development of investment strategies supporting policies and plans which integrate water security for climate resilience	20	20	40
OT1.5	Number of countries supported in the development of capacity and projects to access climate and climate-related finance to improve water security.			10
OT1.6	Number of demonstration projects undertaken for which innovation has been demonstrated	6	6	6
OT1.6g	Number of initiatives/demo projects specifically targeting gender issues			
OT1.7	Number of documents produced outlining the lessons from GWP demonstration projects and a plan for replicating solutions	6	6	19
OT1.8	Number of beneficiaries supported in demonstration projects on water security and climate resilience undertaken	400	400	400
OT2.1	Number of government institutions/other stakeholders with demonstrably enhanced capacity to integrate water security and climate change in the design and implementation of policies, plans & projects			11
OT2.1g	Number of capacity building and professional development workshops/initiatives with a significant focus on women and youth			1
OT2.2	Number of south-south lesson learning & knowledge transfers initiatives with commitments for concrete follow up			1
OT2.3	Number of media features on climate change and water security linked to the Water Security Programme. All media including radio, television, print, internet.	3	3	22
OT2.4	Number of publications, knowledge products (including strategic messages) and tools for water security & climate resilience developed and disseminated	2	8	9
OT2.4g	Number of publications and knowledge products that have a prominent gender perspective incorporated		0	
OT2.5	User satisfaction across knowledge products and services produced, managed and disseminated by GWP.		75%	
OT2.6	Number of joint global/regional activities by GWP and WPP on climate change and water security which lead to demonstrable follow-up actions.		0	
OT3.1	Implementation of Results Framework & associated M&E across the GWP network.		1	
OT3.2a	Increased financial performance across all Regional and Country Water Partnerships – Locally raised funds.		1/1	
OT3.2b	Increased financial performance across all Regional and Country Water Partnerships – In kind contributions.			

¹⁷ Based on the review of all logframe targets in the context of the GWP 3-year Work Programme update that was presented to the GWP SC and FPG in May 2015

GWP Annual Progress Review for 2015
2.2.5 Central Asia and the Caucasus

Progress Report (elements)		Caucasus & Central Asia									
IMPACT (Socio-Economic Benefits)		CAC	REG	TB	Armenia	Georgia	Kazakhstan	Kyrgyzstan	Tadjikistan	Uzbekistan	
	Value Added (proxy €):										
	Beneficiaries (NB):										
	Investments (leverage):										
OUTCOMES (Water Governance Systems)		CAC	REG	TB	Armenia	Georgia	Kazakhstan	Kyrgyzstan	Tadjikistan	Uzbekistan	
	A Policies	2	0	0	0	1	0	0	0	1	
	B Institutional roles	0	0	0	0	0	0	0	0	0	
	C Management Instruments	4	1	0	3	0	0	0	0	0	
	<i>2014-to date</i>										
	<i>Total</i>	6	1	0	3	1	0	0	0	1	
	A Policies										
	B Institutional roles										
	C Management Instruments										
<i>Total</i>											
PROGRESS MARKERS (Actors influenced)	<i>2014-to date</i>	CAC		Goal 1		Goal 2		Goal 3			
											
		Something can be reported about the boundary actor, mostly in terms of connection / interest / participation to GWP activities (10%)								/	
		A change process is identified while not fully implemented; the discussion of the link to GWP activities is worth reporting (50%)								+	
		A significant change can be reported; the discussion of the different influences/ processes leading to this change is worth reporting, including the link to GWP activities (90%)								++	
OUTPUTS/ACTIVITIES (Proxy)	<i>2014-to date</i>	Number of hits by activity type				Proportion of hits by theme					
											
INPUTS (Budgets)		CAC	REG	TB	Armenia	Georgia	Kazakhstan	Kyrgyzstan	Uzbekistan		
	<i>2014-to date</i>										

GWP Annual Progress Review for 2015


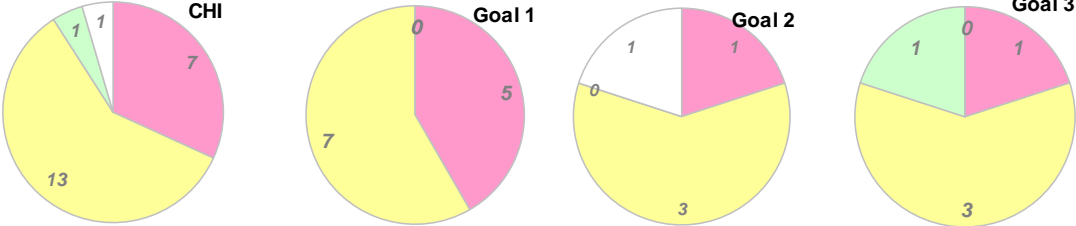
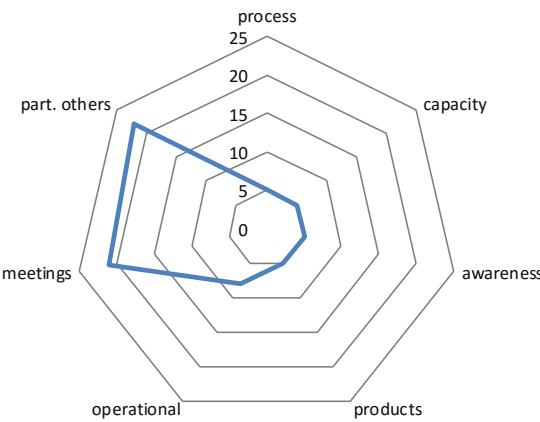
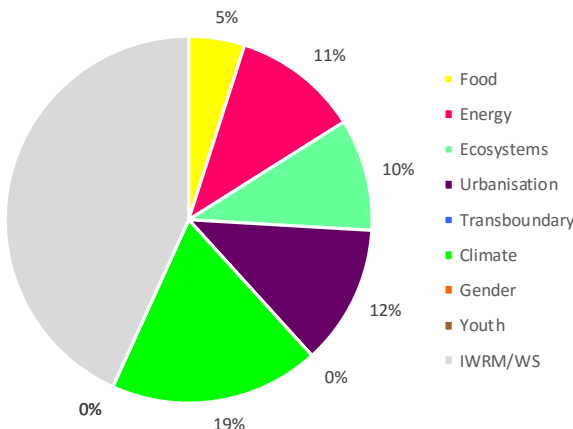
Central Asia and the Caucasus	
WORKPLAN 2015 (Highlights)	PROGRESS 2015
<p>Highlight 1</p> <ul style="list-style-type: none"> Facilitation packages for CACENA countries and two sub-regions (Caucasus and central Asia) implemented and innovative, sustainable IWRM solutions and water diplomacy tools promoted towards water security. 	<p>During 2015 GWP CACENA together with its CWPs have conducted/participated in a big number of events (including meetings/roundtables/seminars/conferences/forums) to achieve common understanding among decision-makers and communities on the key national and regional water related issues. National Water Authorities and key Regional Bodies got practical outputs from a number of the projects with strict contribution from GWP CACENA Partners: WACDEP demo activities in 8 countries contribute to policy making process on adaptation to climate change; GWP CACENA in cooperation with the World Bank conducted the training on modelling capacities for Central Asian countries - as a contribution to the ASBP-3. More than 30 organizations were involved into participation at the Special issue session organized by GWP CACENA at the 7th WWF. GWP CACENA assisted to conduct the Expert workshop on Decision-Support Tools for Policy Dialogues on Water-Food-Energy Nexus in the EECCA region.</p>
<p>Highlight 2</p> <ul style="list-style-type: none"> Better IWRM understanding and knowledge and capacity developed, disseminated and used over CACENA region 	<p>Various mechanisms were used to deliver GWP's key messages to relevant audiences and key stakeholders in all nine CACENA countries: publications and reports translated into Russian and local languages, GWP CACENA web-site regularly updated. All media including television, print, and internet were used to advocate GWP mission, IWRM principles and GWP activities. National water and environmental authorities in all 8 countries got detailed information about outputs of the WACDEP demonstrations.</p>
<p>Highlight 3</p> <ul style="list-style-type: none"> An effective GWP CACENA Network of partners sustained. 	<p>Secretariat of GWP CACENA in cooperation with CWPs provides proper coordination of work program implementation and financial performance.</p>
CRITICAL ASSESSMENT	
<p><u>Analysis of planned vs. achieved:</u> As a whole, during 2015 GWP CACENA implemented all the planned outcomes except some quantitative markers. Also GWP CACENA strengthened its role as an important player in integrating water security and climate change.</p> <p><u>Challenges, lessons learned and recommendations:</u> GWP CACENA recognized by regional and national authorities as neutral platform for cooperation. As example- GP CACENA as requested by ICWC to support working groups to implement decisions of the 63rd ICWC meeting on practical implementation of the concept on regional water-related information exchange and regional training program.</p>	

GWP Annual Progress Review for 2015

Ind. Ref.	Indicator	2015 workplan targets (Nov.14)	2015 updated targets (Jan.15) ¹⁸	2015 Results
I1	Number of people benefiting from improved water resources planning and management		2 400	1 200
I2	Total value of investment influenced which contributes to water security and climate resilience through improved WRM & water services			
O1	Number of policies, plans and strategies which integrate water security for climate resilience			
O1g	Number of policies/plans/strategies that have gender mainstreamed in water resource management			
O2	Number of approved investment plans associated with policies, plans and strategies which integrate water security for climate resilience			
O3	Number of agreements/commitments on enhanced water security at transboundary/regional level influenced.			
O4	Number of investment strategies supporting policies and plans which integrate water security for climate resilience			
O5	Number of enhanced legal frameworks / policies / strategies integrating water security and climate change facilitated by GWP			
O6	Gender: Percentage of women and girls benefiting from interventions to improve water security (min %).		50%	
O7	Youth: Number of youth organizations involved in water resources decision making bodies.			
OT1.1	Recognition of GWP contribution to the global debate measured by number of acknowledgments in official documents			
OT1.2	Number of regional organisations supported in developing agreements/ commitments /investment options and tools that integrate water security and climate resilience			
OT1.3	Number of national organisations supported in developing legal frameworks / policies / strategies, sectoral and development plans- integrating water security and climate resilience			35
OT1.3g	Number of national/subnational organisations supported in integrating gender perspectives into water resource management policies/plans/legal frameworks			1
OT1.4	Number of organisations (all levels) supported in the development of investment strategies supporting policies and plans which integrate water security for climate resilience			
OT1.5	Number of countries supported in the development of capacity and projects to access climate and climate-related finance to improve water security.			8
OT1.6	Number of demonstration projects undertaken for which innovation has been demonstrated			8
OT1.6g	Number of initiatives/demo projects specifically targeting gender issues			
OT1.7	Number of documents produced outlining the lessons from GWP demonstration projects and a plan for replicating solutions		4	8
OT1.8	Number of beneficiaries supported in demonstration projects on water security and climate resilience undertaken			8 000
OT2.1	Number of government institutions/other stakeholders with demonstrably enhanced capacity to integrate water security and climate change in the design and implementation of policies, plans & projects			36
OT2.1g	Number of capacity building and professional development workshops/initiatives with a significant focus on women and youth			1
OT2.2	Number of south-south lesson learning & knowledge transfers initiatives with commitments for concrete follow up			
OT2.3	Number of media features on climate change and water security linked to the Water Security Programme. All media including radio, television, print, internet.		8	73
OT2.4	Number of publications, knowledge products (including strategic messages) and tools for water security & climate resilience developed and disseminated	16	6	17
OT2.4g	Number of publications and knowledge products that have a prominent gender perspective incorporated			
OT2.5	User satisfaction across knowledge products and services produced, managed and disseminated by GWP.		75%	
OT2.6	Number of joint global/regional activities by GWP and WPP on climate change and water security which lead to demonstrable follow-up actions.		0	2
OT3.1	Implementation of Results Framework & associated M&E across the GWP network.		1	
OT3.2a	Increased financial performance across all Regional and Country Water Partnerships – Locally raised funds.		1/1	
OT3.2b	Increased financial performance across all Regional and Country Water Partnerships – In kind contributions.			

¹⁸ Based on the review of all logframe targets in the context of the GWP 3-year Work Programme update that was presented to the GWP SC and FPG in May 2015

2.2.6 China

Progress Report (elements)		China			
IMPACT (Socio-Economic Benefits)		CHI	REG	TB	China
	Value Added (proxy €):				
	Beneficiaries (NB):				
	Investments (leverage):				
	Value Added (proxy €):				
	Beneficiaries (NB):				
OUTCOMES (Water Governance Systems)		CHI	REG	TB	China
	A Policies	4	0	0	4
	B Institutional roles	0	0	0	0
	C Management Instruments	4	0	0	4
	Total	8	0	0	8
	2014-to date				
PROGRESS MARKERS (Actors influenced)		CHI	REG	TB	China
	A Policies				
	B Institutional roles				
	C Management Instruments				
	Total				
	2014-to date				
					
		Something can be reported about the boundary actor, mostly in terms of connection / interest / participation to GWP activities (10%) / A change process is identified while not fully implemented; the discussion of the link to GWP activities is worth reporting (50%) + A significant change can be reported; the discussion of the different influences/ processes leading to this change is worth reporting, including the link to GWP activities (90%) ++			
OUTPUTS/ACTIVITIES (Proxy)	Number of hits by activity type		Proportion of hits by theme		
					
INPUTS (Budgets)		CHI	REG	TB	China
	Budget (€):				
	Budget (€):				
2014-to date					

GWP Annual Progress Review for 2015

China	
WORKPLAN 2015 (Highlights)	PROGRESS 2015
<p>Highlight 1</p> <ul style="list-style-type: none"> • GWP China manages to bring in Workshop on Water Resources Protection and Water Ecosystem Restoration in China with key activities planned at national and river basin levels, i.e.: • Workshop on Water Security and Ecosystem Restoration in China to be held by GWP China Secretariat. • Dialogue of Integrated Water Resources Management of Black River Basin, to be organized by GWP China Yellow River Basin 	<p>GWP China reviewed the related international organizations that have offices in China regarding highlights and outcomes of water resources protection and water ecosystem restoration in recent years. The workouts had their influences on all water related fields at national, provincial and river basin levels. The invited international organizations, including WWF, IUCN, WRI, UNESCO, UNDP, UNICEF, TNC and etc., have developed close cooperation with GWP China for many years. The frequent cooperation made NGOs' activities more visible to policy makers. Water resources protection and water ecosystem development were and will be priorities in policies and legal frameworks. The discussion have the invited NGOs reviewed and exchanged outcomes and experiences and also stimulated all to think the role of NGOs in the water related works in the new trend.</p>
<p>Highlight 2</p> <ul style="list-style-type: none"> • At provincial level, there are four key activities that address provincial priorities within the IWRM, with a focus on water security issues: • Forum of Water Resources Optimization Plan, GWP China Hebei. • Workshop of the Saving Water and Water Saving Society Construction, GWP China Hunan. • Under the new strategy of GWPO Toward 2020, the focus of 2015 Work Plan is also put to knowledge generation, sharing and dissemination to implement strategic goal 2. Dissemination of the Water Resources Management and Development of Water Saving Society, GWP China Shaanxi. Reinforce relationship and cooperation between GWP China and its partners in China 	<p>GWP China Hebei: the forum of in Hebei involved the water optimization plan of Hebei Province. The forum also discussed about the better application of Water Law, Water Pollution Protection Law, Water and Soil Conservation Law, Environment Protection Law and Water Use Permit Regulations to cover all water related legal frameworks and policies to have a better management of water resources at legal level.</p> <p>GWP China Hunan: the workshop had the leaders from the Hunan Provincial Water Department, professors of Hohai University and Zhengzhou University and other related stakeholders. The contribution of GWP China Hunan regarding the development of saving water society in Hunan province was highly appreciated by the stakeholders. The professors also introduced their research results, including "water saving and protection strategical development" and "the challenges of water saving society development", explaining their academic basis and implementation problems of developing water saving society.</p> <p>GWP China Yellow River Basin: the Black River is a typical transboundary river that covers several provinces in China. The workshop, therefore, invited stakeholders from, Qinghai Province, Gansu Province, Yellow River Conservancy Commission, Black River Basin Bureau, Yellow River Basin Bureau, Black River Water and Ecosystem Protection Institute and other organizations, totalling 30 people. The integrated water allocation plan that has applied since 2003 solved the ecosystem problems of upstream of the Black River, green coverage of middle stream and restoration of ground water of downstream. The workshop reviewed the experiences and outcomes of the integrated plan and also proposed more implementation plans to make the plan to adopt saving water technologies and tools in the further development.</p>
CRITICAL ASSESSMENT	
<p><u>Analysis of planned vs. achieved:</u> The planned activities are completed and achieved although the ending time might be late owing to the budget slow progress.</p> <p><u>Challenges, lessons learned and recommendations:</u> Due to budget challenge early this year, GWP China unpackaged the designed activities into small pieces and found out partners to complete the activities at lower level. The further funds injected later this year helped our region to promote the planned events with more outputs even within a limited time period. The fund issue taught us to work more flexible to achieve working goals and to move actively by increasing adaptation capacity under all kinds of circumstances. The work in 2015 enabled our region to conduct activities more concrete. GWP China, by all means, managed to work out activities according to the annual work plan.</p>	

GWP Annual Progress Review for 2015

Ind. Ref.	Indicator	2015 workplan targets (Nov.14)	2015 updated targets (Jan.15) ¹⁹	2015 Results
I1	Number of people benefiting from improved water resources planning and management		60 million	60 million
I2	Total value of investment influenced which contributes to water security and climate resilience through improved WRM & water services		260 million	300 million
O1	Number of policies, plans and strategies which integrate water security for climate resilience	4	3	2
O1g	Number of policies/plans/strategies that have gender mainstreamed in water resource management			
O2	Number of approved investment plans associated with policies, plans and strategies which integrate water security for climate resilience	1	1	1
O3	Number of agreements/commitments on enhanced water security at transboundary/regional level influenced.			1
O4	Number of investment strategies supporting policies and plans which integrate water security for climate resilience		1	1
O5	Number of enhanced legal frameworks / policies / strategies integrating water security and climate change facilitated by GWP			1
O6	Gender: Percentage of women and girls benefiting from interventions to improve water security (min %).		50%	
O7	Youth: Number of youth organizations involved in water resources decision making bodies.	1	1	1
OT1.1	Recognition of GWP contribution to the global debate measured by number of acknowledgments in official documents		1	
OT1.2	Number of regional organisations supported in developing agreements/ commitments /investment options and tools that integrate water security and climate resilience	2	2	2
OT1.3	Number of national organisations supported in developing legal frameworks / policies / strategies, sectoral and development plans- integrating water security and climate resilience	2	2	3
OT1.3g	Number of national/subnational organisations supported in integrating gender perspectives into water resource management policies/plans/legal frameworks	1	1	1
OT1.4	Number of organisations (all levels) supported in the development of investment strategies supporting policies and plans which integrate water security for climate resilience	4	4	4
OT1.5	Number of countries supported in the development of capacity and projects to access climate and climate-related finance to improve water security.	5	5	5
OT1.6	Number of demonstration projects undertaken for which innovation has been demonstrated			
OT1.6g	Number of initiatives/demo projects specifically targeting gender issues			
OT1.7	Number of documents produced outlining the lessons from GWP demonstration projects and a plan for replicating solutions			
OT1.8	Number of beneficiaries supported in demonstration projects on water security and climate resilience undertaken	5 million		
OT2.1	Number of government institutions/other stakeholders with demonstrably enhanced capacity to integrate water security and climate change in the design and implementation of policies, plans & projects	2	2	3
OT2.1g	Number of capacity building and professional development workshops/initiatives with a significant focus on women and youth		0	1
OT2.2	Number of south-south lesson learning & knowledge transfers initiatives with commitments for concrete follow up		0	1
OT2.3	Number of media features on climate change and water security linked to the Water Security Programme. All media including radio, television, print, internet.	2	2	2
OT2.4	Number of publications, knowledge products (including strategic messages) and tools for water security & climate resilience developed and disseminated	2	2	4
OT2.4g	Number of publications and knowledge products that have a prominent gender perspective incorporated			
OT2.5	User satisfaction across knowledge products and services produced, managed and disseminated by GWP.		75%	
OT2.6	Number of joint global/regional activities by GWP and WPP on climate change and water security which lead to demonstrable follow-up actions.	1	1	1
OT3.1	Implementation of Results Framework & associated M&E across the GWP network.		1	
OT3.2a	Increased financial performance across all Regional and Country Water Partnerships – Locally raised funds.		1/1	
OT3.2b	Increased financial performance across all Regional and Country Water Partnerships – In kind contributions.			

¹⁹ Based on the review of all logframe targets in the context of the GWP 3-year Work Programme update that was presented to the GWP SC and FPG in May 2015

GWP Annual Progress Review for 2015

2.2.7 Eastern Africa

Progress Report (elements)		Eastern Africa										
IMPACT (Socio-Economic Benefits)		EAF	REG	TB	Burundi	Eritrea	Ethiopia	Kenya	Rwanda	Sudan	Uganda	
	Value Added (proxy €):											
	Beneficiaries (NB):											
	Investments (leverage):											
	Value Added (proxy €):											
OUTCOMES (Water Governance Systems)		EAF	REG	TB	Burundi	Eritrea	Ethiopia	Kenya	Rwanda	Sudan	Uganda	
	A Policies	2	0	1	0	0	0	0	0	0	1	
	B Institutional roles	0	0	0	0	0	0	0	0	0	0	
	C Management Instruments	1	0	0	1	0	0	0	0	0	0	
	Total	3	0	1	1	0	0	0	0	0	1	
PROGRESS MARKERS (Actors influenced)												
	2014-to date	Something can be reported about the boundary actor, mostly in terms of connection / interest / participation to GWP activities (10%) / A change process is identified while not fully implemented; the discussion of the link to GWP activities is worth reporting (50%) + A significant change can be reported; the discussion of the different influences/ processes leading to this change is worth reporting, including the link to GWP activities (90%) ++										
	OUTPUTS/ACTIVITIES (Proxy)		Number of hits by activity type 					Number of hits by theme 				
		2014-to date										
	INPUTS (Budgets)		EAF	REG	TB	Burundi	Eritrea	Ethiopia	Kenya	Rwanda	Sudan	Uganda
2014-todate		Budget (€):										
	Budget (€):											

GWP Annual Progress Review for 2015

Eastern Africa	
WORKPLAN 2015 (Highlights)	PROGRESS 2015
<p>Highlight 1</p> <ul style="list-style-type: none"> GWP EA will continue implementing the WACDEP Program to support Burundi and Rwanda to integrate water security and climate resilience in their national development planning and decision-making processes, support development of no/low regret investment and financing strategies, and to develop projects for funding. It will support EAC and LVBC in strengthening cooperation for water security and climate resilience regarding Kagera basin. Demonstrating innovative green solutions in Lake Cyohoha catchment (Bugesera) with the aim to enhance the resilience of communities and ecosystems to climate change will be the major focus. It is also planned to expand WACDEP implementation in Uganda 	<p>WACDEP implementation continued in 2015 in Kagera river basin, in Burundi and Rwanda. GWPEA facilitated the development of five project concepts (later on merged into three priority project concepts) by participating partner countries (Burundi, Rwanda, Tanzania and Uganda) and LVBC and NELSAP. The demonstration activities in lake Cyohoha are almost complete and handed over to the relevant local institutions in Rwanda. Some work is still to be completed in Burundi side due to security problems. One project concept for Burundi and one for Rwanda also drafted after conducting bottlenecks analysis on project preparation and fund raising.</p> <p>The support of GWPEA to Uganda in the effort to access funding from the Adaptation fund is going on. Draft Project Proposal already submitted to Adaptation Fund through the Sahara and Sahel Observatory (OSS).</p>
<p>Highlight 2</p> <ul style="list-style-type: none"> The integrated drought management program in the Horn of Africa (IDMP-HOA) will start implementation to demonstrate innovative approaches of integrated drought management such as strengthening partnerships for drought management, shifting approaches in policy and practice from relief to drought to sustainable development in arid areas, and sharing best practices and knowledge. It is planned also to expand IDMP-HOA by increasing program activities and financial resources 	<p>IDMP-HOA program managed to conduct national frameworks assessment for drought resilience in the IGAD member countries. This activity helped countries to identify priority issues and interventions needed for drought risk management.</p> <p>The signing of the MOU with IGAD is good achievement. A follow-up implementation strategy also developed. A five year capacity building program for drought resilience in the IGAD region is being developed.</p> <p>Developing case studies and identifying demonstration areas is also going on.</p>
<p>Highlight 3</p> <ul style="list-style-type: none"> Leveraging local resources will be the main focus for GWP EA in 2014. This will include developing clear strategy for fund raising and with a target of raising about 0.75M Euro for program activities 	<p>Draft resource mobilization and communication strategies prepared. GWPEA made a lot of efforts to mobilize resources but with very limited success.</p>
<p>Highlight 4</p> <ul style="list-style-type: none"> Strengthen existing CWPs to obtain sustained financing and networking. Strengthen Young Water Professional Associations and women groups. 	<p>GWPEA supported Uganda, Rwanda and Burundi to strengthen their partnership. The national consultations in Uganda, Kenya, Ethiopia and Sudan also supported countries</p>
CRITICAL ASSESSMENT	
<p>Analysis of planned vs. achieved:</p> <p>It can be said that GWP EA managed to implement most of the planned activities. However, the region has not still been successful in mobilizing resources outside of the budget that it receives from GWPO. This has continued to be the most important challenge that the region has to address if it has to sustain its programs.</p> <p>The security situation in Burundi has contributed to the delay of WACDEP implementation in the country.</p> <p>Challenges, lessons learned and recommendations:</p> <p>Challenges:- Time limitation by GWPEA program staff for engaging on strategic and resource mobilization activities, long procurement process of the HI, NBI, budget constraints (especially for CORE), budget approval processes of DFID, security situation in Burundi and limited support to CWPs</p> <p>Lessons learned/Recommendations: continue focusing on resource mobilization, engaging new and strategic partners, future demonstrations to be based on building on some on-going initiatives (not starting new).</p> <p>The key challenges are related to sustainability of interventions on ground, mainly related to problem of ownership. For example the water supply in Rwanda is not serving communities due to some problems with the Government water supply company which is beyond the control of GWP. The Buffer zone along the lake shorelines also requires replacement planting and maintenance. There are discussions in finding sustainable solutions by shifting responsibilities to the District. The interventions in Burundi side are subject to ground verification due to security problems. GWPEA is preparing to do last maintenance work on the interventions and handover to local authorities.</p>	


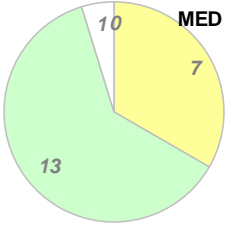



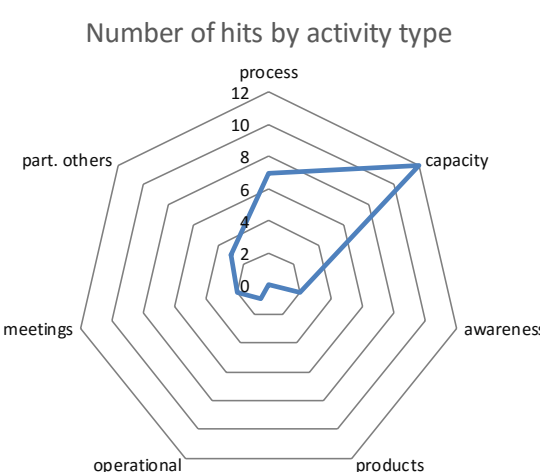
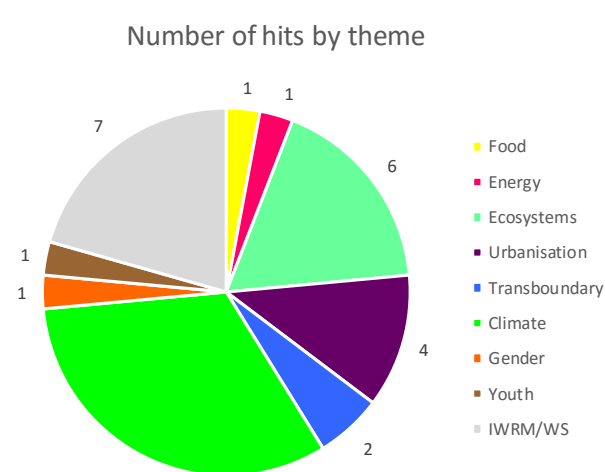
GWP Annual Progress Review for 2015

Ind. Ref.	Indicator	2015 workplan targets (Nov.14)	2015 updated targets (Jan.15) ²⁰	2015 Results
I1	Number of people benefiting from improved water resources planning and management		50 million	10 million
I2	Total value of investment influenced which contributes to water security and climate resilience through improved WRM & water services		30 million	2.5 million
O1	Number of policies, plans and strategies which integrate water security for climate resilience	2	2	
O1g	Number of policies/plans/strategies that have gender mainstreamed in water resource management			
O2	Number of approved investment plans associated with policies, plans and strategies which integrate water security for climate resilience	4	4	
O3	Number of agreements/commitments on enhanced water security at transboundary/regional level influenced.		1	
O4	Number of investment strategies supporting policies and plans which integrate water security for climate resilience	1	1	2
O5	Number of enhanced legal frameworks / policies / strategies integrating water security and climate change facilitated by GWP			
O6	Gender: Percentage of women and girls benefiting from interventions to improve water security (min %).		50%	
O7	Youth: Number of youth organizations involved in water resources decision making bodies.			
OT1.1	Recognition of GWP contribution to the global debate measured by number of acknowledgments in official documents			1
OT1.2	Number of regional organisations supported in developing agreements/ commitments /investment options and tools that integrate water security and climate resilience		2	2
OT1.3	Number of national organisations supported in developing legal frameworks / policies / strategies, sectoral and development plans- integrating water security and climate resilience			
OT1.3g	Number of national/subnational organisations supported in integrating gender perspectives into water resource management policies/plans/legal frameworks			
OT1.4	Number of organisations (all levels) supported in the development of investment strategies supporting policies and plans which integrate water security for climate resilience			
OT1.5	Number of countries supported in the development of capacity and projects to access climate and climate-related finance to improve water security.		3	11
OT1.6	Number of demonstration projects undertaken for which innovation has been demonstrated			3
OT1.6g	Number of initiatives/demo projects specifically targeting gender issues			1
OT1.7	Number of documents produced outlining the lessons from GWP demonstration projects and a plan for replicating solutions			2
OT1.8	Number of beneficiaries supported in demonstration projects on water security and climate resilience undertaken			7 000
OT2.1	Number of government institutions/other stakeholders with demonstrably enhanced capacity to integrate water security and climate change in the design and implementation of policies, plans & projects			1
OT2.1g	Number of capacity building and professional development workshops/initiatives with a significant focus on women and youth			1
OT2.2	Number of south-south lesson learning & knowledge transfers initiatives with commitments for concrete follow up			1
OT2.3	Number of media features on climate change and water security linked to the Water Security Programme. All media including radio, television, print, internet.	12	12	1
OT2.4	Number of publications, knowledge products (including strategic messages) and tools for water security & climate resilience developed and disseminated			7
OT2.4g	Number of publications and knowledge products that have a prominent gender perspective incorporated			
OT2.5	User satisfaction across knowledge products and services produced, managed and disseminated by GWP.		75%	
OT2.6	Number of joint global/regional activities by GWP and WPP on climate change and water security which lead to demonstrable follow-up actions.			1
OT3.1	Implementation of Results Framework & associated M&E across the GWP network.		1	
OT3.2a	Increased financial performance across all Regional and Country Water Partnerships – Locally raised funds.		1/1	
OT3.2b	Increased financial performance across all Regional and Country Water Partnerships – In kind contributions.			

²⁰ Based on the review of all logframe targets in the context of the GWP 3-year Work Programme update that was presented to the GWP SC and FPG in May 2015

GWP Annual Progress Review for 2015

2.2.8 Mediterranean

Progress Report (elements)	Mediterranean									
IMPACT (Socio-Economic Benefits)		MED	REG	TB	Egypt	Morocco				
	Value Added (proxy €):									
	Beneficiaries (NB):									
	Investments (leverage):									
OUTCOMES (Water Governance Systems)		MED	REG	TB	Egypt	Lebanon	Morocco	Tunisia		
	A Policies		0	0	0	0	0	0	0	
	B Institutional roles		2	1	1	0	0	0	0	
	C Management Instruments		2	0	2	0	0	0	0	
	<i>2014-to date</i>									
	Total		4	1	3	0	0	0	0	
	A Policies									
	B Institutional roles									
	C Management Instruments									
	Total									
PROGRESS MARKERS (Actors influenced)	<i>2014-to date</i>									
		Something can be reported about the boundary actor, mostly in terms of connection / interest / participation to GWP activities (10%)								/
		A change process is identified while not fully implemented; the discussion of the link to GWP activities is worth reporting (50%)								+
		A significant change can be reported; the discussion of the different influences/ processes leading to this change is worth reporting, including the link to GWP activities (90%)								++
OUTPUTS/ACTIVITIES (Proxy)	<i>2014-to date</i>									
INPUTS (Budgets)		MED	REG	TB	Egypt	Morocco				
	<i>2014-todate</i>									
	Budget (€):									
	Budget (€):									

Mediterranean	
WORKPLAN 2015 (Highlights)	PROGRESS 2015
<p>Highlight 1</p> <ul style="list-style-type: none"> • Advance Integrated Water Resources Management (IWRM) planning, implementation and monitoring through policy dialogue, catalytic actions and capacity building on targeted issues and at different scales, including: • at Mediterranean level, with emphasis on contributing to on-going regional processes like that of the draft Strategy for Water in the Mediterranean within the Union for the Mediterranean, the 5+5 Initiative, etc.; debating content of the water-related Sustainable Development Goal(s) in the region; assessing status of the joint IWRM/Integrated Coastal Zone Management (ICZM) Planning; • at national level, with emphasis on Morocco, Palestine and Tunisia, depending on their specific country IWRM agendas, and promoting Country Water Partnerships as possible and needed; • at local and/or river basin level, including finalizing the joint IWRM/ ICZM Planning methodology and applying it in Buna/Bojana River (shared by Albania and Montenegro) and in Awali River Lebanon, • by continuing activities on the Water Governance & Financing nexus with an emphasis on Private Sector Participation as well as Corporate Social Responsibility, at regional, national and transboundary levels 	<p>> Support to regional IWRM policy processes was provided:</p> <ul style="list-style-type: none"> • Despite the political standstill in the approval process of the draft UfM Strategy for Water in the Mediterranean (since 2010), the provision of technical support to the UfM Secretariat continued. Specifically, this support concerned: a) technical and administrative support for the 5th Meeting of the revamped UfM Water Expert Group (23-24/5/15, Luxembourg), b) the development of a forward-looking Concept Note to function as the basis for the discussions of the aforementioned meeting. <i>[activity supported by the EU SWIM-SM Programme and through own resources]</i> • Ongoing support to the 5+5 process for the Western Mediterranean (led by Algeria and Spain and technically facilitated by MENBO), including provision of comments and contributions during consultations (03/2015, 09/2015). The adoption of the 5+5 Water Strategy and the launching of preparations for Action Plan for its implementation are the highlights; for the Action Plan alignment has been sought with the Governance & Financing for the Mediterranean Water Sector Programme and the Water Integrity Project for the MENA. <i>[activity supported through own resources]</i> • Co-leading the overall Mediterranean Preparatory Process for the 7th World Water Forum (Korea, 12-17/4/15) and leading the dedicated group on Effective Water Governance. In addition to regional preparatory meetings and related documentation, a series of Mediterranean Sessions was held in Korea sharing regional lessons learnt and good/bad practices on IWRM and good water governance beyond the region and in view of the SDGs' finalisation. <i>[activity supported through World Water Forum and own resources]</i> • Regional partner to the OECD Global Water Governance Initiative (representing on occasion also GWPO), with steady presence in the meetings (26/5/2015, 2-3/11/2015) and active contribution in the working groups and the related documents, especially the Water Governance Principles elaboration and finalisation. GWP-Med also provided the translation of the Principles into the Greek language, as contribution of the MED EUWI. <i>[activity supported through own resources]</i> • Active involvement and contribution in different regional and international events (e.g. Arab Water Week, IUCN ROWA R-KNOW Regional Conference, Stockholm World Water Week, etc.) facilitated the promotion of the IWRM agenda and allowed the cross-fertilisation across projects and processes. Outreach in these events was to more than 1500 people (figure much higher if the WWF7 is included). <i>[activity supported through own resources]</i> • Aiming to contribute to monitoring the implementation of national IWRM plans and policies, an assessment was conducted in selected countries based on a set of indicators that reflect the IWRM holistic concept in managing water resources and using examples from within the Mediterranean and the European context. A set of recommendations for use by countries, donors and actors working in the region alike complements the assessment.

	<p><i>[activity within EU SWIM-SM Programme]</i></p> <ul style="list-style-type: none"> • No particular activities were undertaken on debating content of the water-related Sustainable Development Goal(s) in the region. However, the agenda will advance in 2016, including within the GWP SDG Readiness Initiative. • No particular activities were undertaken on assessing the status of the joint IWRM/Integrated Coastal Zone Management (ICZM) Planning in region since funding did not become available. The line of work will be followed up in 2016. • Collaboration with the Regional Cooperation Council (RCC) advanced in service of the ‘SEE 2020 Strategy: Towards European Integration’. REC coordinates the SEE 2020 Dimension “Environment” and GWP-Med is responsible for the IWRM and Nexus agenda within that ie. advancing the Nexus approach; exploring possibilities for the initiation of a political process for enhancing transboundary collaboration in SEE; advancing private sector participation in financing water infrastructure. A project proposal in service of the Nexus and Water related part of SEE 2020 was prepared, received support by the SEE2020 countries, and submitted to Austrian Development Agency (ADA). Negotiation with ADA is on-going. The Regional Working Group on Environment (RWGE) of SEE countries was established and convened twice in 2015. GWP-Med and REC provided technical support to RWGE and its coordinator RCC. <p><i>[activity supported through own resources]</i></p> <ul style="list-style-type: none"> • The PPG phase of the GEF UNDP IW:LEARN 4 Project (2016-2019) concluded and submitted for GEF approval in 11/2015. Activities that GWP and GWP-Med will be involved in and coordinate include: continuation of the Regional Dialogues for enhancement of TWRM in SEE and Med; replication of the Med’s experience in other GWP Regions. <p>> National-level activities in the targeted countries and beyond were implemented and are documented under different parts of the Progress Report. Furthermore:</p> <ul style="list-style-type: none"> • In Algeria, Lebanon and Palestine: an assessment was completed on the current legislative capacity and legal procedures in the prosecution of violators of water legislation along with the development of guidelines and a regional set of recommendations. • In Jordan and Tunisia: piloting the previously developed MONEVA System for Participatory Irrigation Management (PIM) and Irrigation Management Transfer (IMT), including capacity building activities. • In Lebanon and Palestine: targeted activities to improve compliance with water and aquatic environment regulations through the establishment of water & aquatic environment prosecution and magistrates’ systems. • In Algeria, Egypt and Palestine: development of draft national regulation for controlling groundwater artificial recharge <p><i>[activities implemented within the EU SWIM-SM, the largest regional programme to promote knowledge and dialogue on IWRM. It is implemented by a consortium of partners including GWP-Med that provides its Technical Directorship. In 9/2014, the EU awarded to SWIM-SM an extension for 1 year (2015) with additional budget]</i></p> <ul style="list-style-type: none"> • The Maltese Government (Ministry of Energy & Health) was supported in developing the National Water Master Plan (NWMP) for the Maltese Islands, including: (i) the development
--	--------------------------------------------------------------------------------------------------------------------------------------------------------------------------------------------------------------------------------------------------------------------------------------------------------------------------------------------------------------------------------------------------------------------------------------------------------------------------------------------------------------------------------------------------------------------------------------------------------------------------------------------------------------------------------------------------------------------------------------------------------------------------------------------------------------------------------------------------------------------------------------------------------------------------------------------------------------------------------------------------------------------------------------------------------------------------------------------------------------------------------------------------------------------------------------------------------------------------------------------------------------------------------------------------------------------------------------------------------------------------------------------------------------------------------------------------------------------------------------------------------------------------------------------------------------------------------------------------------------------------------------------------------------------------------------------------------------------------------------------------------------------------------------------------------------------------------------------------------------------------------------------------------------------------------------------------------------------------------------------------------------------------------------------------------------------------------------------------------------------------------------------------------------------------------------------------------------------------------------------------------------------------------------------------------------------------------------------------------------------------------------------------------------------------------------------------------------------------------------------------------------------------------------------------------------------------------------------------------------------------------------------------------------------------------------------------------------------------------------------------------------------------------------------------------------------------------------------------------------------------------------------------------------------------------------------------------------------------------------------------------------------------------------------------------------------------------------------------------------------------------------------------------------------------------------------------------------------------------------------------------------------------------------------------------------------------------------------------------------------------------------------------------------------------------------------------------------------------------------------------------------------------------------------------------------------------------------------------------------------------------------------------------

	<p>of Cost Benefit Assessment Tool for Water Sustainability Measures; (ii) leveraging the demo NCWR applications and outputs to promote policies advance the use of NCWR in the country; (ii) review and recommendations to the final draft NWMP.</p> <p><i>[activity supported through the NCWRM Programme and own resources]</i></p> <ul style="list-style-type: none"> • No country-level activities was undertaken in Morocco due to delays in mobilizing the resources for technical work within the Governance & Financing Programme (through OECD/EIB). Activities should launch in 2016. <p>> Joint IWRM/ICZM planning activities advanced:</p> <ul style="list-style-type: none"> • The Integrative Methodological Framework (IMF) for IWRM/ICZM planning was finalized and published in collaboration with PAP/RAC and UNESCO. It encompasses the “source to sea” or “ridge to reef” approach. The IMF was launched at the Final Conference of the GEF MedPartnership ICZM Sub-Component (05/2015, Split, Croatia). • The transboundary Buna/Bojana River basin (shared between Albania and Montenegro), and coastal management Plan was completed in collaboration with PAP/RAC and UNESCO. It was launched at a multi-stakeholders Workshop (09/2015, Ulcinj, Montenegro). The Plan is a pilot application of the IMF. The Plan was already adopted by Montenegro. • In line with the measures proposed in the Buna/Bojana Plan, the Minister of Sustainable Development and Tourism of Montenegro requested GWP-Med to prepare a draft Framework Agreement for the Management of the Basin and Coastal Area. The draft was prepared by GWP-Med and forms the basis for negotiations between the two countries towards establishing a cooperative management arrangement, governed by a joint Commission. • The draft Scoping Report and ToR for a full-fledged IWRM/ICZM Plan in the Awali River Basin in Lebanon (application area was shifted from Damur River following request by the Lebanese government) is completed. It will be presented at multi-stakeholders Workshop (12/2015, Beirut, Lebanon). The work is a pilot application of the IMF. <p><i>[Activities were implemented within the GEF UNEP MAP MedPartnership Programme.]</i></p> <p>>Regional and national activities continued aiming to enhance stakeholders understanding and capacity to promote/take action on the enabling environment for greater and more effective involvement of the private sector, while ensuring the social character of WSS and respect for the respective human right. Gender, equity, poverty, environmental and corporate social responsibility considerations on the subject have also been in the focus. Technical work at national level includes an assessment and a diagnostic analysis of the present situation on private sector involvement in water services along with an evaluation of the governance framework underpinning the water sector, and a set of forward-looking, internationally-inspired but country-specific recommendations for institutional, legal and structural changes along with a targeted and time-bound action plan for their implementation. These are supported and led by structured multi-stakeholders’ consultation processes.</p> <ul style="list-style-type: none"> • The Palestine National Multi-Stakeholder Dialogue on Water Sector Reform to include Private Sector Participation (launched in Ramallah on 13/11/14) was completed in 12/2015. Further
--	-------------------------------------------------------------------------------------------------------------------------------------------------------------------------------------------------------------------------------------------------------------------------------------------------------------------------------------------------------------------------------------------------------------------------------------------------------------------------------------------------------------------------------------------------------------------------------------------------------------------------------------------------------------------------------------------------------------------------------------------------------------------------------------------------------------------------------------------------------------------------------------------------------------------------------------------------------------------------------------------------------------------------------------------------------------------------------------------------------------------------------------------------------------------------------------------------------------------------------------------------------------------------------------------------------------------------------------------------------------------------------------------------------------------------------------------------------------------------------------------------------------------------------------------------------------------------------------------------------------------------------------------------------------------------------------------------------------------------------------------------------------------------------------------------------------------------------------------------------------------------------------------------------------------------------------------------------------------------------------------------------------------------------------------------------------------------------------------------------------------------------------------------------------------------------------------------------------------------------------------------------------------------------------------------------------------------------------------------------------------------------------------------------------------------------------------------------------------------------------------------------------------------------------------------------------------------------------------------------------------------------------------------------------------------------------------------------------------------------------------------------------------------------------------------------------------------------------------------------------------------------------------------------------------------------------------------------------------------------------------------------------------------------------------------------------------------------------------------------------------------------------------------------------------------------------------------------------------------------------------------------------------------------------------------------------------------------------------------------------------------------------------------------------------------------------------------------------------------------------------------------------------------------------------------------------------------------------------------------------

to the launching workshop, two more national consultation workshops were organised in the reporting year (6/5/2015, 16/6/2015 in Ramallah), while a closing workshop to launch the national report is scheduled for early December 2015. The Dialogue involved 189 individuals from 39 different institutions, representing public authorities, utilities, NGOs, private sector, academia, donors and regional organisations. 27% of them were women, while an average of 45 participants attended each workshop. The Dialogue and technical product developed in close cooperation with national stakeholders and under the auspices of the Palestinian Minister of Water.

- A regional training on evaluating and structuring PPPs in the Water Sector was organised (8-10 June 2015, Dead Sea, Jordan) strengthening the capacity of 30 participants from across the region.

[activity within EU SWIM-SM Programme]

- The 2nd Regional Conference on Governance & Financing for the Mediterranean Water Sector was scheduled to take place during Q4 of 2015, however due to heavy traffic of events in that period, it has been moved to Q1 of 2016. As with the previous Regional Conference, the event will disseminate results and share knowledge among targeted participants, strengthening at the same time the interface between public and private actors at regional level.

[Activities were part of the Regional Programme on 'Governance & Financing for the Mediterranean Water Sector' implemented by GWP-Med, OECD and UfM, with support by Sida, EIB FEMIP Trust Fund, GEF MAP UNEP MedPartnership and MED EUWI. Complementary fundraising efforts are ongoing for work in additional countries.]

> Furthermore, the following water governance and water financing activities were implemented within the SWIM-SM Programme:

- Online course in cooperation with UNESCO IHE on strengthening capacity on the design, construction, operation and maintenance of wastewater natural treatment systems (run during 2015)
- Study tour on (26-30/7/15, Catania, Italy) wastewater management and natural treatment systems in rural areas enhanced the capacity of 15 WWT managers and operators from 8 MENA countries.

>Agreement was concluded for GWP-Med's involvement as core partner in the 'Water Integrity Capacity Building Programme in MENA' led by SIWI and supported by Sida

- training workshops took place in each of the 5 focus countries (Lebanon, Jordan, Morocco, Tunisia and Palestine) targeting specific groups of stakeholders (NGOs, women, operational level, mid-level managers). One national high-level workshop in each of the countries (scheduled for December 2015) will inform decision and policy makers about the progress of the project, alert them about the context and value of water integrity and aim at enhancing political commitment for further action.
- A regional alumni workshop, bringing together 25 NGO representatives (5 alumni from each of the 5 countries) took place in Tunis, Tunisia, on 2-5 November 2015. The workshop is a follow up of the national trainings, offering insights on how to further mainstream water integrity and operationalise the individual action plans (prepared during the national trainings).

	<p>Alumni workshops for the other 3 targeted groups are scheduled in Q1 and Q2 of 2016.</p>
<p>Highlight 2</p> <ul style="list-style-type: none"> • Advance integrated Transboundary Water Resources Management through region-wide and local policy dialogue, stakeholder consultation and capacity building as well as by assisting competent partners in management planning, with a focus on the Drin River Basin (shared by five riparians in Southeastern Europe), the Dinaric Arc Karstic System (shared by most countries of Western Balkans) and the North Western Sahara Aquifer (shared by Algeria, Libya and Tunisia) and, possibly, the Medjerda River Basin (shared by Algeria and Tunisia). Furthermore, assist UNECE to promote the Water Convention in the region. Advance activities on the Water, Food, Energy & Ecosystems nexus including Climate Change considerations, with emphasis on the SEE sub-region and North Western Sahara Aquifer 	<p>> In Drin River Basin:</p> <ul style="list-style-type: none"> • Technical and administrative services provided to the formal process for Drin MoU for the management of the extended transboundary river basin (shared by Albania, Greece, FYR Macedonia, Kosovo and Montenegro): day-by-day running of the Drin Core Group Secretariat; facilitation of 3 Expert Working groups (on Water Framework Directive; Monitoring and Exchange of Information; Biodiversity and Ecosystems). Close collaboration with the Drin countries and UNECE continued. • The GEF UNDP Medium Size Project ‘Enabling Transboundary Cooperation and Integrated Water Resources Management in the White Drin and the Extended Drin River Basin’ focusing on Kosovo (budget of 1 m USD) was approved. It shares objectives and content with the Full Size Project ‘Enabling Transboundary Cooperation and Integrated Water Resources Management in the Extended Drin River Basin’ focusing on Albania, FYR Macedonia and Kosovo (budget of 4,5 m USD); they will be jointly implemented. Cooperation agreements between GWP and UNDP were established for both projects (2015-2019). An Inception Meeting (12/2015, Tirana, Albania) will launch activities. The recruitment of the 5-member project team will be completed by end 2015. <p>> In the Sava River Basin:</p> <ul style="list-style-type: none"> • A draft Feasibility Study for a Sava Water Partnership is prepared. GWP-Med will finalize the study in cooperation with GWP-CEE and submit it to the International Sava River Basin Commission (ISRBC). It is based on and follows up the Stakeholders Analysis and Public Participation Plan for the Implementation of the Sava Agreement (prepared by GWP-Med in 2012). Activities were supported by GWP, in service of the ISRBC. <p>> In support of the UNECE Water Convention in MENA countries:</p> <ul style="list-style-type: none"> • In Lebanon, a multi-stakeholder workshop (02/2015, Beirut, Lebanon), hosted by the Council of Ministers and the Ministry of Energy and Water, discussed possible benefits and added value for the country. The meeting decided to prepare a study on implications and benefits by acceding to the Convention to inform the Lebanese government towards taking a decision. ToR were prepared by UNECE and GWP-Med. The study will be delivered in 2016. • In Jordan a multi-stakeholder workshop (03/2015, Amman, Jordan) with similar objectives was held under the patronage of the Secretary-General of the Jordanian Ministry of Water and Irrigation. It concluded with an acknowledgement that the Water Convention, especially through its institutional framework, provides a good platform to address new challenges related to transboundary water resources management and for finding solutions with neighbours. In terms of next steps, the Inter-Ministerial Committee (created under the leadership of the MWI for studying the UNECE Water Convention and exploring the possible accession by Jordan) was charged with reviewing the information provided during the workshop and determining the next steps and, as needed, seek assistance from UNECE and GWP-Med in this process.

	<p><i>[Activities supported by UNECE and implemented in cooperation with the competent line Ministries in the involved countries]</i></p> <p>> For promoting the Water-Food-Energy-Environment Nexus agenda, including by addressing Climate Change considerations:</p> <ul style="list-style-type: none"> • Sub-regional level (SEE, MENA): In SEE, a project proposal (100k Euro) on sub-regional Policy Dialogue was approved by the German Ministry of Environment through the German Environment Agency. Additional financing is pursued for SEE (see 1.a.i). In MENA, related Policy Dialogue activities (250k Euro) are part of a multi-component proposal that was approved by Sida. • National level: In SEE, pursued activities (see 1.a.i) focus on Nexus policy dialogues, supported by Nexus assessments in selected countries as means to develop Nexus strategies towards water, food and energy security as well as sustainable management of resources used by these sectors. • Transboundary basins/aquifers level: In SEE, similar activities as at country level are pursued aiming in addition at enhancing cooperation among riparian states (see 1.a.i). In MENA, focus will be in North Western Sahara Aquifer (Algeria, Libya and Tunisia), in collaboration with UNECE and OSS, with Sida support. <p><i>[activities supported through own resources]</i></p> <p>[Overall, activities were implemented within the framework of and in collaboration with the SEE 2020 Strategy, Petersberg Phase II / Athens Declaration Process, Drin Basin MoU and related GEF UNDP Project, UNECE Water Convention System, OSS, Sida supported “Make Cooperation Happen” project, and the Mediterranean Component of the EU Water Initiative (MED EUWI)]</p>
<p>Highlight 3 Contribute in tackling Climate Change Adaptation and Variability challenges through support to regional policy making linked with the UfM Climate Change Expert Group as well as the MAP UNEP / MCS D Regional Framework for Climate Change Adaptation; development of national strategy on water, land and climate change as well as national vulnerability mapping (in Tunisia); local modelling of impacts of climate variability and change in coastal areas (in Tunisian island); climate modelling as well as initiation of policy dialogue and stakeholder engagement (in the North Western Sahara Aquifer); and capacity building, with emphasis on droughts, floods, impacts on the coastal zone and on aquifers.</p>	<p>At the regional level:</p> <ul style="list-style-type: none"> • Technical advice provided to UfM Secretariat through elaboration of options for advancing the UfM CC agenda, including through future UfM Projects. • Support provided to the organisation of the 2nd and 3rd UfM CC Group Meeting (05/2015, Shkirat, Morocco; 10/2014, Barcelona, Spain). • Technical support provided to the elaboration and finalization of the draft UNEP MAP / MCS D ‘Regional Framework on Climate Change Adaptation’, including the organization of Expert Consultation Workshop (03/2015, Athens). The document was submitted by MAP for approval at the COP of the Barcelona Convention (02/2016, Athens) • Regional Workshop for Parliamentarians, Media and Stakeholders on Climate Change Adaptation in the Mediterranean Coastal Areas organized (11/2015, Athens) in collaboration with MAP UNEP, COMPSUD and MIO-ECSDE. • Awareness campaign designed and awareness raising materials (posters, mobile exhibition) on CC Adaptation Planning at basin level in the Mediterranean elaborated and produced in support of the EC FP7 BeWater Project. • Technical contribution made to Regional Training on ICZM including on climate change targeting 27 participants from key institutions involved on ICZM from 5 countries (Egypt, Jordan, Lebanon, Palestine and Tunisia). The training programme was composed of 2 weeks workshop (including 2 field trips and interviews with stakeholders) and mentoring sessions for the participants.

	<p><i>[Activities were supported by WACDEP-Mediterranean, the GEF/MAP Climate Variability & Change Project, the EC FP7 BeWater Project and the NIRAS/Sida Project on ICZM/IWRM.]</i></p> <p>> In the North Western Sahara Aquifer (NWSA):</p> <ul style="list-style-type: none"> • Socio-economy survey conducted over 450 questionnaires in Biskra (Algeria) and Tozeur and Gabes (Tunisia). The survey included climate change perception by farmers. The survey helped to appreciate the observed climate change impacts and the current adaptation capacity. A regional workshop is organised to present the survey results as well as the evaluation of the climate change impacts at the horizon 2050. <i>[Activities were supported by WACDEP-North Africa/Transboundary]</i> <p>> In Tunisia:</p> <ul style="list-style-type: none"> • Methodology for water resources vulnerability to climate change developed and discussed during a national workshop. Thematic focus group are established. Working meetings are planned in 2016 for these thematic groups in order to appreciate the vulnerability indicators. • The standard ToRs for land and water planning schemes reviewed in order to include climate change considerations and the new sectoral strategic orientations. The reviewed ToRs were validated during a national workshop. • Capacity building programme engaged 13 representatives from 10 key institutions involved on water management and climate change during 2015. The programme included 5 training workshops and intermediate mentoring activities. Participants developed mini-projects to practice the knowledge learnt in the framework of their daily work. • Spatial data development and analysis in relation to existing ecosystems and infrastructure. Development of a comprehensive database that includes existing data and documents as well as spatial data developed. Two local and one national workshops were organised to discuss and analyse the potential ecosystems role to reduce negative impacts of climate change variability and change through a service/threats/solutions analysis. Recommendations were formulated to update the islands ICZM plan. The activity is implemented in collaboration with UNEP MAP Blue Plan and UNEP GRID Geneva. <i>[Activities were supported by WACDEP-North Africa/Tunisia and the GEF/MAP Climate Variability & Change Project.]</i>
<p>Highlight 4</p> <ul style="list-style-type: none"> • Promote sustainable management of Non-Conventional Water Resources through • piloting technical interventions at local level with installation of small-scale Rainwater Harvesting and Grey Water Reuse systems in Mediterranean islands (Malta, Dodecanese/Greece, Cyprus, etc.) as contribution to local climate change adaptation • designing and launching the GWP-Med agenda on integrated urban water resources management in collaboration with partners 	<p>> In service of the Non-Conventional Water Resources (NCWR) Programme in the Mediterranean:</p> <ul style="list-style-type: none"> • The NCWRM Programme continued its activities in Greece, Malta and Cyprus and its scoping for its expansion to Italy through the 5-year grant (2014-2018) supported by the Coca-Cola Foundation. For 2015, this complemented on-going projects in Malta, Cyprus and Greece. Further to their contribution to local Climate Change Adaptation, some of the activities have an Urban content, though focused in islands. • In Greece: <ul style="list-style-type: none"> - RWH pilot applications advanced. Activities expanded in a new island and continued in another one of the Dodecanese complex. 3 RWH systems were installed or reinstated. The total installed capacity exceeded 73,000,000 litres with an estimated annual

	<p>water yield of approx. 148,000,000 litres, benefitting a total of 2,300 permanent inhabitants in two islands.</p> <ul style="list-style-type: none"> - Educational activities, in the project islands and in Athens, using the new version of the educational material “The Gift of Rain in the City” involved a total of 2660 students and 382 teachers. <p><i>[Activities were implemented in collaboration with the CSR Programme “Mission Water” of Coca-Cola Tria Epsilon and Coca-Cola Hellas]</i></p> <ul style="list-style-type: none"> • In Malta, within the NCWR Programme (aka Alter Aqua): <ul style="list-style-type: none"> - 1 greywater reuse system installed at the KMS Malta National Swimming pool, recycling greywater from showers for toilet flushing; 1 greywater recycling system installed at the Helen Keller School for disabled students in Qrendi (work in progress-to be concluded in 12/2015). The greywater recycling system installed in 2014 in the Malta College of Arts, Science and Technology, was complemented by the installation of a green roof, where a variety of endemic flora species irrigated by recycled greywater, is tested (also used for students’ educational as well as research purposes). The total installed capacity is estimated at 6.5m³/day litres with an estimated annual water yield of approx. 1,300,000 litres benefitting 1,000 facility users in Malta. - Educational activities included a Teachers Training for 291 teachers and hands-on activities for approx. 3,100 students in the island of Malta. <p><i>[The Programme is implemented in partnership with the Maltese Ministry for Energy and Health and the Sustainable Energy & Water Conservation Unit, the Ministry for Gozo & the Eco-Gozo project and the Coca-Cola System in Malta. It is primarily supported by the Coca-Cola Foundation, with contributions from the partners and co-funding by the Ministry for Gozo]</i></p> • In Cyprus, within the NCWR Programme (aka Mission Water): <ul style="list-style-type: none"> - 7 greywater reuse systems were installed or reinstated in primary schools and in a Football Facility in Cyprus. Greywater from drinking taps, washbasins and showers is treated and reused for landscaping in the yards. These benefit more than 6,500 facility users. - Information materials were produced, and results have been presented in a number of events in the region and beyond, including the 7th World Water Forum in Korea, where the NCWR Programme received the 2nd Award in the Water Showcase World Final (04/2015). <p>>On designing and launching the GWP-Med agenda on integrated urban water resources management in collaboration with partners:</p> <ul style="list-style-type: none"> • Discussion on options to launch an IUWM in the Med region continued with GWP and some regional partners. Furthermore, exploration of possibilities in Greece and in Malta was done through the NCWR programme. Urban applications of NCWR have advanced with 2 new applications in Malta (a stormwater management project currently in progress to be concluded in 2016; green roof in MCAST), while identification of opportunities was launched in two coastal cities in Greece. A new 2-year project proposal on water management in urban
--	--------------------------------------------------------------------------------------------------------------------------------------------------------------------------------------------------------------------------------------------------------------------------------------------------------------------------------------------------------------------------------------------------------------------------------------------------------------------------------------------------------------------------------------------------------------------------------------------------------------------------------------------------------------------------------------------------------------------------------------------------------------------------------------------------------------------------------------------------------------------------------------------------------------------------------------------------------------------------------------------------------------------------------------------------------------------------------------------------------------------------------------------------------------------------------------------------------------------------------------------------------------------------------------------------------------------------------------------------------------------------------------------------------------------------------------------------------------------------------------------------------------------------------------------------------------------------------------------------------------------------------------------------------------------------------------------------------------------------------------------------------------------------------------------------------------------------------------------------------------------------------------------------------------------------------------------------------------------------------------------------------------------------------------------------------------------------------------------------------------------------------------------------------------------------------------------------------------------------------------------------------------------------------------------------------------------------------------------------------------------------------------------------------------------------------------------------------------------------------------------------------------------------------------------------------------------------------------------------------------------------------------------------------------------------------------------------------------------------------------------------------------------------------------------------------------------------------------------------------------------------------------------------------------------------------------------------------------------------------------------------------------------------------------------------------------------------------------------------------------------------------------------------------------------------------------------------------------------------------------------------------------------------------------------------------------------------------------------------------------------------------------------------------------------------------------------------------------------------------------------------

GWP Annual Progress Review for 2015

	<p>environment in a coastal city in Northern Greece, was submitted to the Coca-Cola Foundation and is pending for approval (by year end 2015). Investment in capacity building within the GWP-Med team included a 3-week short course in UNCESO-IHE on “Water Resilient Cities”. Cooperation is expected to advance, as GWP-Med is invited to participate in the launching of IUWM in Africa (Dec. 2015). Overall, options for opening the agenda in North Africa will be further explored.</p>
<p>Highlight 5</p> <ul style="list-style-type: none"> Promote education for sustainable development with emphasis on water, raise awareness and build capacities of targeted stakeholders groups including parliamentarians and media, and promote knowledge management & sharing through elaboration and distribution of success stories on IWRM & TWRM aspects. Design with partners GWP-Med agendas on Water & Youth and Water & Gender 	

CRITICAL ASSESSMENT

Analysis of planned vs. achieved:

The vast majority of the objectives set in the 2015 Work Plan were achieved. It should be noted however, that the lingering political turbulence in the South and East Mediterranean and the often critical security conditions in several of the countries, have placed serious challenges in the smooth and unobstructed conduct of activities, both at national level and also when concerning the participation of national stakeholders in regional/international events. Furthermore, the prevailing uncertainty due to the social unrest and accumulative impact of forced migration have caused the often (re)orientation of national priorities. Additionally, ongoing reform processes in most of the countries, also due to the high expectations of the post-Arab Spring period, have translated into frequent institutional restructuring and changes in the composition of government structures, thus posing an additional challenge in the timely and uneventful implementation of activities. Delays, slow progress or even re-structuring of activities were recorded in some cases, without nonetheless hindering the overall implementation of the 2015 Work Plan.

Furthermore, a number of additional activities that were not foreseen in the 2015 Work Plan were launched and/or implemented during the year, given the dynamic nature of the organisation and the emerging interest for action by partners and donors.

Among achievements in 2015 we should mention:

- The completion of negotiations and signing of two large-scale new agreements/contracts: GEF UNDP Drin Project (2015-2019) and ‘Making Water Cooperation Happen in the Mediterranean’ Programme supported by Sida.
- The continuation, together with the OECD, of the UfM-labelled regional Programme on ‘Governance and Financing for the Mediterranean Water Sector’ (2013-2016). The Programme has attracted high-level political interest and engagement as well as stakeholders’ ownership, despite the political turbulence in the region. The Sida financial support was coupled with support from the GEF UNEP MAP MedPartnership Programme for the conduct and completion of the work in Palestine, while the work in Morocco is expected to take off in 2016 with the support from EIB. The UfM political framework and practical assistance have also been of key importance.
- The voluminous IWRM agenda with regards to themes tackled and number of activities implemented, particularly as part of the intensive and wide-reaching EU SWIM-SM regional programme (2011-2015 including the extension). The extension of the SWIM-SM programme in particular with additional budget, is considered as a positive indicator of good performance. Tangible evidence to this direction has been the award by the EC (in 11/2015) of the contract for the new H2020/SWIM regional project to a consortium consisting also of the SWIM-SM team.
- The Non Conventional Water Resources Programme in the Mediterranean overall progresses according to plan, though some delays were faced in one application (Lipsi islands, Greece). Due to the long restructuring process of the Coca-Cola Company (main donor of the NCWR Programme) directly affecting the focal points for the Programme, some activities that were provisionally planned for 2015 were shifted to 2016 (e.g. expansion in Italy) as priorities had to be discussed and agreed with the new persons in charge. The Programme was acknowledged by the 7th World Water Forum as a Water Showcase that can be adapted and replicated in

water scarce communities elsewhere in the world and received the 2nd Global Award. This is a solid proof of international recognition by the global water community for its practical contribution towards water security and climate change adaptation at local level in water scarce insular communities in the region.

- The consistent evolution of work in the Drin River Basin as per the agreed MoU among riparians and consequent Action Plan, demonstrating their genuine wish to cooperate for the management of the shared resource. GWP-Med its central facilitating as Secretariat of the Drin Core Group, and technical partner in key projects advancing in the Drin, in close collaboration with UNECE. The two GEF UNDP Drin Projects launched mobilise 5.5 million USD and engage more than 150 stakeholder (institutions, academia, organizations, civil society) for the realization of a transboundary agreement that was established with the assistance of GWP-Med.
- The smooth implementation of the Agreements with the UfM Secretariat (3/2014) and MAP UNEP (2013) for provision of technical assistance to the key and formal (based on Ministerial decisions) regional policy processes on Climate Change in the Mediterranean that they respectively lead. For UfM activities focus on supporting the UfM Climate Change Expert Group that held two meetings in 2015 advancing its agenda. For MAP UNEP activities focus on the completion of the draft Regional Framework on Climate Change Adaptation, with particular emphasis on the coastal zone, aimed for approval at Ministerial level by the Contracting Parties of the Barcelona Convention (02/2016, Athens).
- The completion of replication activities on joint ICZM/IWRM planning in the MENA (Awali River, Lebanon), transferring experiences acquired in Southeastern Europe (Buna/Bojana, shared between Albania and Montenegro). Overall, the "ridge to reef approach", having the IMF as practical background, is piloted in the Med bringing GWP among the organizations pioneering this approach worldwide.
- The Buna/Bojana management plan resulted already in the development of a draft Agreement for the establishment of coordinated management and a joint Albanian-Montenegrin Commission, providing the basis for on-going negotiations between the two countries.
- The opening of the agenda on the theme of water integrity with specific activities within the SIWI-led and Sida-supported Water Integrity Capacity Building Programme in MENA, to which GWP-Med became in 2015 a core regional partner.
- Concrete steps for setting up a large scale and multi-component Water-Food-Energy-Environment Nexus agenda at regional, sub-regional, national and transboundary levels. 2016 is expected to mark the launching of this dynamic process.
- The increase of GWP-Med outreach thanks to the enforcement of the communications team and the improved organisation of its operations.

Challenges, lessons learned and recommendations:

- The serious challenges linked to the persistent socio-political unrest and war/open conflict in several of the South Mediterranean Countries remained during 2015, as well as the economic challenges faced by several North Mediterranean Countries. In addition to practical issues of conducting activities and travelling to/from countries, the above issues render, in some cases, water security vision, long term planning and effective IWRM application particularly challenging.
- Implementation challenges usual to GWP-Med (i.e. headcount compared to the range and size of activities, limited funding for administration, multiple levels and lines of reporting and auditing processes, challenging co-financing obligations particularly with UN projects, geographic and/or cost eligibility limitations of certain funding sources, low capacity of some projects' partners to cope with needs and requirements, etc.) were encountered substantially also during 2015. Efforts to tackle these are on-going, however the largely project-based content of the GWP-Med work plan is not of assistance. Still, basket-funding (other than the valuable GWP Core Funding contribution) is considered a particularly difficult option for the Mediterranean realities given the unavailability of related donors' budget lines.
- Human resources management continued demanding with the GWP-Med Secretariat reaching 14 full-timers and 1 half-timer based in 3 locations (Athens, Beirut and Tunis), 5 external collaborators with long-term engagement (based in Alexandria, Amman, Athens, Beirut), and a large number of other external short-term experts. An internal process on enhancing modes of the GWP-Med Secretariat operations is close to complete, including further definition of responsibilities, more effective function of reporting and accountability lines, consistent monitoring of progress and performance, and automatization of procedures. The time for launching that is timely since the Secretariat's headcount is expected to increase by at least 50% in 2015 due to the LRF achieved.
- For a number of reasons completion of certain activities has been delayed like within WACDEP in Tunisia and North Western Sahara Aquifer (e.g. often changes of officials in leading/beneficiary authorities, limited expertise among local collaborators/experts on the particular subjects, etc) ICZM/IWRM planning (e.g. long consultations process among institutions, etc.), certain NCWRM local applications (e.g. long formal processes for securing needed state permissions, etc). All efforts are made to catch up, as feasible, until the end of 2015.

GWP Annual Progress Review for 2015

For the cases this won't be possible, full completion will be secured as early as possible in 2016, while remaining attentive to good delivery of actual contents.

- The launching of the national work in Morocco, within the Governance & Financing for the Mediterranean Water Sector UfM-labelled regional project was not possible in 2015, due to the non-completion of funding modalities between OECD (the core partner to the project leading the work in Morocco) and the EIB. Work is expected to resume in Q2 of 2016.
- The majority of activity-lines will continue in 2016, with secured funding. 2016 will mark even more emphasis on transboundary water resources management (in the Drin Basin and the North Western Sahara Aquifer). The estimated 2016 budget follows the up-curve of the past few years and is the highest since GWP-Med's establishment (2002) while it marks a doubling-plus of the usual annual budget. Importantly, this level is considered secured until at least 2018 given the multi-year setting of the secured projects. Fund-raising efforts will consistently continue in 2016.
- Opening and/or delving further into relatively new themes through steady line of work will continue e.g. the Water-Food-Energy Nexus including its linkages with Environment and Climate Change, IWRM/ICZM planning, Non-Conventional Water Resources, outreach and engagement of Private Sector including elements of Corporate Social Responsibility also for transboundary water resources management, Water Integrity, etc.
- Content of new work agendas consistent with the GWP Strategy 2020 are aimed to be launched in 2016 including on Integrated Urban Water Resources Management, Water & Gender and Water & Youth. Furthermore, the SDG Readiness Initiative is expected to create a niche for GWP-Med at national and regional levels.


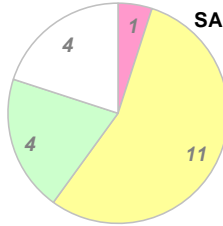
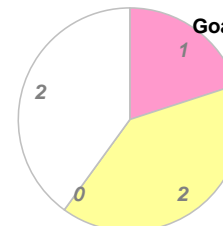
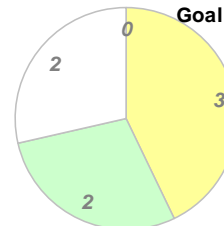

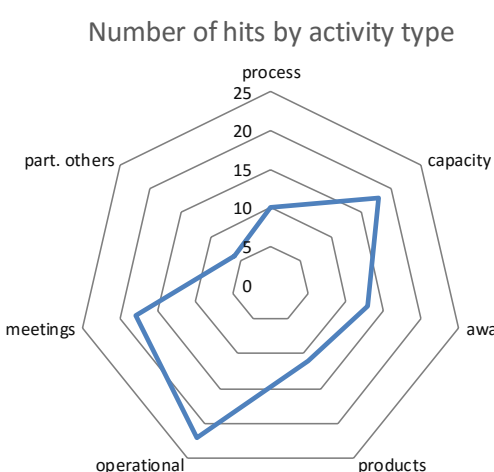
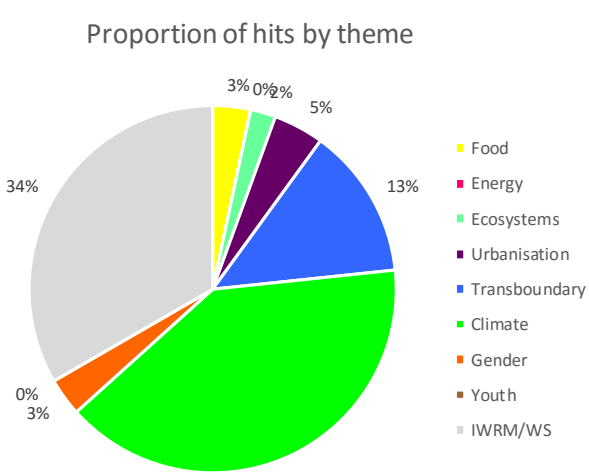
GWP Annual Progress Review for 2015

Ind. Ref.	Indicator	2015 workplan targets (Nov.14)	2015 updated targets (Jan.15) ²¹	2015 Results
I1	Number of people benefiting from improved water resources planning and management			
I2	Total value of investment influenced which contributes to water security and climate resilience through improved WRM & water services			
O1	Number of policies, plans and strategies which integrate water security for climate resilience	1	4	1
O1g	Number of policies/plans/strategies that have gender mainstreamed in water resource management			1
O2	Number of approved investment plans associated with policies, plans and strategies which integrate water security for climate resilience			
O3	Number of agreements/commitments on enhanced water security at transboundary/regional level influenced.	1	1	2
O4	Number of investment strategies supporting policies and plans which integrate water security for climate resilience		1	
O5	Number of enhanced legal frameworks / policies / strategies integrating water security and climate change facilitated by GWP			
O6	Gender: Percentage of women and girls benefiting from interventions to improve water security (min %).		50%	
O7	Youth: Number of youth organizations involved in water resources decision making bodies.			
OT1.1	Recognition of GWP contribution to the global debate measured by number of acknowledgments in official documents			
OT1.2	Number of regional organisations supported in developing agreements/ commitments /investment options and tools that integrate water security and climate resilience			7
OT1.3	Number of national organisations supported in developing legal frameworks / policies / strategies, sectoral and development plans- integrating water security and climate resilience	2	1	10
OT1.3g	Number of national/subnational organisations supported in integrating gender perspectives into water resource management policies/plans/legal frameworks			
OT1.4	Number of organisations (all levels) supported in the development of investment strategies supporting policies and plans which integrate water security for climate resilience			
OT1.5	Number of countries supported in the development of capacity and projects to access climate and climate-related finance to improve water security.			1
OT1.6	Number of demonstration projects undertaken for which innovation has been demonstrated	11	11	3
OT1.6g	Number of initiatives/demo projects specifically targeting gender issues			
OT1.7	Number of documents produced outlining the lessons from GWP demonstration projects and a plan for replicating solutions	1	1	2
OT1.8	Number of beneficiaries supported in demonstration projects on water security and climate resilience undertaken	50 000	50 000	69 733
OT2.1	Number of government institutions/other stakeholders with demonstrably enhanced capacity to integrate water security and climate change in the design and implementation of policies, plans & projects			
OT2.1g	Number of capacity building and professional development workshops/initiatives with a significant focus on women and youth			3
OT2.2	Number of south-south lesson learning & knowledge transfers initiatives with commitments for concrete follow up			
OT2.3	Number of media features on climate change and water security linked to the Water Security Programme. All media including radio, television, print, internet.	2	2	20
OT2.4	Number of publications, knowledge products (including strategic messages) and tools for water security & climate resilience developed and disseminated	2	2	2
OT2.4g	Number of publications and knowledge products that have a prominent gender perspective incorporated			1
OT2.5	User satisfaction across knowledge products and services produced, managed and disseminated by GWP.		75%	
OT2.6	Number of joint global/regional activities by GWP and WPP on climate change and water security which lead to demonstrable follow-up actions.			
OT3.1	Implementation of Results Framework & associated M&E across the GWP network.		1	
OT3.2a	Increased financial performance across all Regional and Country Water Partnerships – Locally raised funds.		1/1	
OT3.2b	Increased financial performance across all Regional and Country Water Partnerships – In kind contributions.			

²¹ Based on the review of all logframe targets in the context of the GWP 3-year Work Programme update that was presented to the GWP SC and FPG in May 2015

GWP Annual Progress Review for 2015

2.2.9 South America

Progress Report (elements)		South America									
IMPACT (Socio-Economic Benefits)		SAM	REG	TB	Argentina	Brazil	Peru	Uruguay	Venezuela		
	Value Added (proxy €):										
	Beneficiaries (NB):										
	Investments (leverage):										
	Value Added (proxy €):										
	Beneficiaries (NB):										
	Investments (leverage):										
OUTCOMES (Water Governance Systems)		SAM	REG	TB	Argentina	Brazil	Chile	Peru	Uruguay	Venezuela	
	A Policies	1	0	0	0	0	0	0	1	0	
	B Institutional roles	2	0	0	0	0	0	0	2	0	
	C Management Instruments	1	0	0	0	0	0	0	1	0	
	<i>2014-to date</i>										
	Total	4	0	0	0	0	0	0	4	0	
	Total										
	A Policies										
	B Institutional roles										
	C Management Instruments										
	Total										
PROGRESS MARKERS (Actors influenced)											
	<i>2014-to date</i>										
		Something can be reported about the boundary actor, mostly in terms of connection / interest / participation to GWP activities (10%)									/
		A change process is identified while not fully implemented; the discussion of the link to GWP activities is worth reporting (50%)									+
		A significant change can be reported; the discussion of the different influences/ processes leading to this change is worth reporting, including the link to GWP activities (90%)									++
OUTPUTS/ACTIVITIES (Proxy)											
	<i>2014-to date</i>										
INPUTS (Budgets)		SAM	REG	TB	Argentina	Brazil	Peru	Uruguay	Venezuela		
	<i>2014-to date</i>										
	Budget (€):										
	Budget (€):										

GWP Annual Progress Review for 2015

South America	
WORKPLAN 2015 (Highlights)	PROGRESS 2015
<p>Highlight 1</p> <ul style="list-style-type: none"> • Effective governance and integrated planning • The Water and Climate Programme through its pilot project in Santa Eulalia sub-basin (Peru), aiming at improving governance in the whole basin will continue. • A programme in integrated drought management will be developed in NW Argentina. • Regarding water security and climate resilience at national development plans: a) Brazil is having a debate on water security to provide feedback to the National Plan on Water Security, and will develop an analytical report on progress and setbacks in water management in the country; b) Peru will develop proposals on IWRM and water security regulations, a conference to legislators, and a high-level roundtable on national development and water security. 	<ul style="list-style-type: none"> - The WACDEP Advisory and Coordinating Committee is officially recognized by the National Water Authority, as a Specialized Working Group responsible for formulating Santa Eulalia IWRM strategy. The implementation of pilot projects positions GWP and WACDEP among the beneficiary populations Program. (For more information, see M&E 1 and 2) - A multi-stake holder workshop will be carried out in Tucumán by the end of November to set the foundations of an IDMP in NW Argentina. - a) Not reported yet. - b) GWP Peru supported the development of the groundwater regulatory framework (in progress); carried out a conference for legislators to propose the inclusion of the Ministries of Finance, Foreign Affairs and Education in the National Water Management System.
<p>Highlight 2</p> <ul style="list-style-type: none"> • Capacity development and sharing knowledge • The LA IWL training Programme addressed to government officials will continue through two workshops in Colombia and replica at transboundary basin level. • Promote the use of the ToolBox for educational purposes and the use of the IUWM training modules (once they have been validated and translated into Spanish). • All CWP have considered the development of capacities on climate change, water security and IWRM. 	<ul style="list-style-type: none"> - A Latin American workshop on IWL was carried out in Colombia in March. A second workshop will be carried out in November. It will be addressed to country members of the Amazon Cooperation Treaty Organisation. The Brazilian Ministry of Foreign Affairs (Itamaraty) issued invitations to its ministerial peers. UNESCO will support the participation of up to 40 participants and ANA Brazil will also contribute with in kind support. - The University of Brasilia has a room dedicated to ToolBox. In December, a workshop to promote the ToolBox will be carried out in Sao Paulo. It will be addressed to South-American professors. UNESCO will support the participation of up to 40 participants and ANA Brazil will also contribute with in-kind support. We expect replica workshops in Argentina, Peru and Venezuela early in 2016. - The IUWM training modules were not ready and this activity had to be cancelled again, they have still not been completed nor translated into Spanish. - GWP SAM launched the “Manual of International Waters Law “ jointly produced by GWP, CapNet, University Externado of Colombia, Pontifical Catholic University of Peru and others. - GWP Venezuela launched its 10 anniversary celebration with a number of events regarding water security specially to address to children (i.e. “Rally: Commitment with the Earth future” during the Earth Day, it focused on water security). GWP Venezuela participated in the “Metropolitan Cabinet of integrated management of environmental risks and adaptation to climate change” to promote improved water resource management in Caracas. - VII Congress of Universities organised by University of Brasilia and supported by GWP Brazil.
<p>Highlight 3</p> <ul style="list-style-type: none"> • Institutional strengthening and sustainable financing • - GWP Chile it is expected to be reactivated two more CWPs incorporated. 	<p>GWP Chile recruited new Partners and engaged old ones. It has actively re-started operating and contributing to GWP SAM SC. The SC is supporting the re-activation of GWP Uruguay and engaged in the accreditation process of Paraguay and Bolivia.</p>

CRITICAL ASSESSMENT

Analysis of planned vs. achieved:

By the end of the year, GWP SAM would have implemented most of the activities planned for 2015. The accreditation process in Bolivia and Paraguay have been advanced but not finalised, and the implementation of work plans at CWP level encountered some obstacles in three countries. An interesting development has been the raising interest in enhancing the ToolBox as an educational tool, which is easy to explain given the large amount of GWP Partners in South America who are education organisations. The IWL Capacity Building Programme is also doing very well, as reflected by the Brazilian Foreign Affairs Ministry (Itamaraty), who is interested in using the knowledge package and methodology of GWP's IWL training programme. WACDEP has also made significant progress in terms of formal recognition by the National Water Authority, and development of synergies resulting from an improved trans-sectoral interaction. The following months are crucial to materialise the financial support offered by ministries and non-governmental entities. The underspent is mainly due to the cancellation for the IUWM workshops based on the training modules that have still not been delivered. Also, GWP Brazil successfully raised funds from UNESCO to support twice as many participants GWP SAM had budgeted for the IWL and ToolBox workshops and we only knew this when it was too late to react.

Challenges, lessons learned and recommendations:

The budgetary freezing period was very disruptive since most activities had to be implemented in the last 4 months of the year. In addition to this inconvenience, the Regional Coordinator (former Comms Officer) went on maternity leave during a crucial period of time, we had to recruit a new Communication Officer, and the WACDEP Manager left to pursue her PhD studies and had to be replaced. However, despite these inconveniences, the RWP performed well and completed most activities thanks to all the additional support and commitment of key people and the newly hired staff. GWP South America has improved its ability to leverage in-kind support through WACDEP and the CWPs. However, local fundraising remains the main challenge in this rather large region mostly made up middle income countries. There are very few donors and financial resources for this region and competition is pretty tough.

GWP Annual Progress Review for 2015

Ind. Ref.	Indicator	2015 workplan targets (Nov.14)	2015 updated targets (Jan.15) ²²	2015 Results
I1	Number of people benefiting from improved water resources planning and management			510
I2	Total value of investment influenced which contributes to water security and climate resilience through improved WRM & water services		350 000	8 500
O1	Number of policies, plans and strategies which integrate water security for climate resilience			
O1g	Number of policies/plans/strategies that have gender mainstreamed in water resource management			
O2	Number of approved investment plans associated with policies, plans and strategies which integrate water security for climate resilience	9	1	
O3	Number of agreements/commitments on enhanced water security at transboundary/regional level influenced.			
O4	Number of investment strategies supporting policies and plans which integrate water security for climate resilience			
O5	Number of enhanced legal frameworks / policies / strategies integrating water security and climate change facilitated by GWP			1
O6	Gender: Percentage of women and girls benefiting from interventions to improve water security (min %).		50%	
O7	Youth: Number of youth organizations involved in water resources decision making bodies.			
OT1.1	Recognition of GWP contribution to the global debate measured by number of acknowledgments in official documents			
OT1.2	Number of regional organisations supported in developing agreements/ commitments /investment options and tools that integrate water security and climate resilience			3
OT1.3	Number of national organisations supported in developing legal frameworks / policies / strategies, sectoral and development plans- integrating water security and climate resilience			7
OT1.3g	Number of national/subnational organisations supported in integrating gender perspectives into water resource management policies/plans/legal frameworks			4
OT1.4	Number of organisations (all levels) supported in the development of investment strategies supporting policies and plans which integrate water security for climate resilience			6
OT1.5	Number of countries supported in the development of capacity and projects to access climate and climate-related finance to improve water security.		2	
OT1.6	Number of demonstration projects undertaken for which innovation has been demonstrated	8	8	3
OT1.6g	Number of initiatives/demo projects specifically targeting gender issues			
OT1.7	Number of documents produced outlining the lessons from GWP demonstration projects and a plan for replicating solutions	8	8	3
OT1.8	Number of beneficiaries supported in demonstration projects on water security and climate resilience undertaken		7 000	8 500
OT2.1	Number of government institutions/other stakeholders with demonstrably enhanced capacity to integrate water security and climate change in the design and implementation of policies, plans & projects			33
OT2.1g	Number of capacity building and professional development workshops/initiatives with a significant focus on women and youth			1
OT2.2	Number of south-south lesson learning & knowledge transfers initiatives with commitments for concrete follow up			1
OT2.3	Number of media features on climate change and water security linked to the Water Security Programme. All media including radio, television, print, internet.			6
OT2.4	Number of publications, knowledge products (including strategic messages) and tools for water security & climate resilience developed and disseminated			13
OT2.4g	Number of publications and knowledge products that have a prominent gender perspective incorporated			
OT2.5	User satisfaction across knowledge products and services produced, managed and disseminated by GWP.		75%	1
OT2.6	Number of joint global/regional activities by GWP and WPP on climate change and water security which lead to demonstrable follow-up actions.			
OT3.1	Implementation of Results Framework & associated M&E across the GWP network.		1	
OT3.2a	Increased financial performance across all Regional and Country Water Partnerships – Locally raised funds.		1/1	
OT3.2b	Increased financial performance across all Regional and Country Water Partnerships – In kind contributions.			

²² Based on the review of all logframe targets in the context of the GWP 3-year Work Programme update that was presented to the GWP SC and FPG in May 2015

GWP Annual Progress Review for 2015

2.2.10 South Asia

Progress Report (elements)		South Asia											
IMPACT (Socio-Economic Benefits)		SAS	REG	TB	Banglade:	Bhutan	India	Maldives	Nepal	Pakistan	Sri Lanka		
	Value Added (proxy €):												
	Beneficiaries (NB):												
	Investments (leverage):												
	Value Added (proxy €):												
	Beneficiaries (NB):												
OUTCOMES (Water Governance Systems)		SAS	REG	TB	Banglade:	Bhutan	India	Maldives	Nepal	Pakistan	Sri Lanka		
	A Policies	2	0	0	1	0	1	0	0	0	0		
	B Institutional roles	7	0	0	0	0	0	0	0	4	3		
	C Management Instruments	3	0	0	0	1	0	0	1	0	1		
	<i>2014-to date</i>												
	Total	12	0	0	1	1	1	0	1	4	4		
	A Policies												
	B Institutional roles												
	C Management Instruments												
	Total												
PROGRESS MARKERS (Actors influenced)		SAS			Goal 1			Goal 2			Goal 3		
	<i>2014-to date</i>												
		Something can be reported about the boundary actor, mostly in terms of connection / interest / participation to GWP activities (10%)										/	
		A change process is identified while not fully implemented; the discussion of the link to GWP activities is worth reporting (50%)										+	
		A significant change can be reported; the discussion of the different influences/ processes leading to this change is worth reporting, including the link to GWP activities (90%)										++	
OUTPUTS/ACTIVITIES (Proxy)		Number of hits by activity type					Number of hits by theme						
	<i>2014-to date</i>												
INPUTS (Budgets)		SAS	REG	TB	Banglade:	Bhutan	India	Maldives	Nepal	Pakistan	Sri Lanka		
	<i>2014-todate</i>	Budget (€):											
	Budget (€):												

GWP Annual Progress Review for 2015

South Asia	
WORKPLAN 2015 (Highlights)	PROGRESS 2015
<p>Highlight 1</p> <ul style="list-style-type: none"> Water and Climate Resiliency Program (WACREP) Phase II will be implemented by the CWPs and GWP SAS in year 2015 and it is expected that the Resiliency will be enhanced in the Water and Agriculture sectors. The analytical capacity in the region for providing policy inputs will be mobilized with capacity building in climate science and projections for effective policy and institutional responses in collaboration with UNDP-GEF. Data sharing for early warning and Disaster preparedness will be addressed in collaboration with SACEP & SAARC DMC 	<p>Continued capacity building and demonstration of technology options are critical interventions by SLWP at the field level in Sri Lanka and it is being continued further. Supporting the integration of LAPAs to the development plan, environmental flow assessment in selected river basins and RWH demonstration projects are major on going interventions by GWP Nepal. Promotion of IWRM in peri-urban settings and supporting the development of frameworks for resilient development are major work carried out by IWP. BhWP supports the communities to understand IWRM principals through their local leaders and promotes health and sanitation of School children. Water security in polders and urban setup is being addressed by BWP. PWP with the support of their AWP's have undertaken 2 demonstration projects in Ptohar region in Indus basin and working on fund raising. SAARC DMC Collaborated for the Regional Days at the India Water Week in January 2015. Most of the WACREP activities were delayed due to the recent budget freeze. There were also other challenges in countries which hamper the implementation of the activities such as the Earthquake and political unrest in Nepal and regime change in Sri Lanka</p>
<p>Highlight 2</p> <ul style="list-style-type: none"> Integrated Drought Management Program will develop South Asia Drought Monitoring tools to understand drought's magnitude, spatial extent, and potential impact in collaboration with IWMI and WMO in early 2015 and will facilitate ownership of the tools to the relevant Regional and national Agencies . The output could be used by a broad user community that includes agricultural producer's, drought and natural resource specialists, policy makers and other stakeholder to make more informed decisions at regional, national and state to district level. The relevant stakeholders will have the ownership and the capacity to use the tool will be enhanced. 	<p>IDMP South Asia Drought Monitoring System Development (SADMS) Phase I was successfully concluded and Phase II is in progress. A Beta version of the monitoring tool was presented to the users at the interactive workshop on SADMS in Dhaka Bangladesh on April 20, 2015. The recommendations to improve the product and validate the product was the outcome of the workshop. A webinar was conducted on September 30, 2015 for the users in South Asia to give their input for the further development of the product. Validation of the product will take place in Sri Lanka in collaboration with IWMI and SLWP. The relevant stakeholders are involved in the product development from the beginning and their capacity will be enhanced.</p>
<p>Highlight 3</p> <ul style="list-style-type: none"> IWP to review and examine existing State level regulatory and institutional framework of two states to operationalize National Water Policy-2012 . 	<p>IWP with the support of India Environment Law Office (IELO) is reviewing and analysing the State Level Regulatory and Institutional Framework of Kerala, Nagaland and Uttarakand. The study is based on 16 selected themes of the National water Policy</p>
<p>Highlight 4</p> <ul style="list-style-type: none"> Parties to the UNFCCC at its 16th session (COP16, Cancun, Mexico) held from November 29 – December 10, 2010 decided to facilitate a process for the formulation of the National Adaptation Plan (NAP) in developing countries, including Least Developed Countries (LDCs) to address medium and long-term adaptation needs to adapt to the adverse effects of climate change. As per the subsequent decisions and mandate provided to the LDC Expert Group (LEG), Technical Guidelines have been prepared to initiate NAP formulation process in the LDCs. 	<p>Government of Nepal is the first country who developed NAP Framework and up to now 101 LAPAs have been prepared. Nepal have implemented 70 LAPAs in 14 districts and 31 LAPAs are yet to be implemented. GWP Nepal has supported the implementation of 4LAPAs in Bardiya which is the most vulnerable district of Nepal to Climate Change.</p>

GWP Annual Progress Review for 2015

<p>Highlight 5</p> <ul style="list-style-type: none"> Knowledge management & communication – key programmes: GWPSA and CU will support the development of key messages and knowledge products from the substantive content in reports and programme outputs (project reports, studies, assessments etc.). 	<ul style="list-style-type: none"> APAN GWP SAS Policy Brief -Developing Climate Resilient Water Management Plans/ Agricultural Systems for Water Stressed Areas in South Asia APAN GWP SAS Technical Paper - Hydrological Data Sharing and Early Warning Systems in South Asia Swahney, P. and M.Perkings (Eds.) 2015. Emerging Climate Change Adaptation Issues in The Asia Pacific Region IGES APAN - GWP SAS Chapter Contribution WACREP- 2 videos, 9 News lines, CWP Reports and WACREP Phase I report are uploaded into GWP SAS Website IPWE Conference January 4-6 2016 Colombo EWRI American Society of Civil Engineering Abstract Submission by RCO accepted by the Organizers CWPs Submitted Papers to SACOSAN VI in Dhaka Bangladesh January 11-13 2016 SADMS Project reports and Dhaka Workshop Proceedings Report Proceedings Report Regional Days at India Water Week 2015
<p>Highlight 6</p> <ul style="list-style-type: none"> GWP Nepal in the year 2015 will prepare the Stocktaking Report on climate vulnerability on agriculture sector to help the Government of Nepal to initiate the National Adaptation Plan (NAP) process. 	<ul style="list-style-type: none"> The Second draft of the stocktaking report was reviewed and comments were incorporated

CRITICAL ASSESSMENT

Analysis of planned vs. achieved:

Implementation of 3rd quarter CORE activities as well as WACREP Phase II activities were slightly delayed due to the budget freeze. All APAN Deliverables were submitted to IGES. IDMP completed all the activities as per the Phase I workplan. Regional Office used the budget freeze period effectively for IDMP work and to synthesise the work done in the first two quarters of 2015.

Challenges, lessons learned and recommendations:

Budget Freeze 2015 delayed the implementation of both CORE and WACREP Phase II activities. Budget Freeze 2015 and Way forward will be discussed at the RC meeting planned for October 7-8 2015. 2015 Workplan Implementation Strategy will be formulated in consultation with RC. GWP Nepal faced a major challenge due to the Earthquake however managed to overcome the challenge by quickly being operational. The Turmoil Political Situation also a challenge for GWP Nepal. Sri Lanka also had two elections this year therefore there were many changes in government institutions which affected IDMP validation work which were to begin in June 2015. IGES will not get any program funding for the APAN from the Ministry of Environment Japan therefore all the nodes including GWP SAS will not get any funding for FY 2015. There were not many relevant donor calls in FY 2015 and most donors have adopted bilateral approach instead of funding multilateral organizations. Fund raising with the engagement with the Private sector is important for the CWPs and for regional programs like the South Asia Drought Monitoring System.


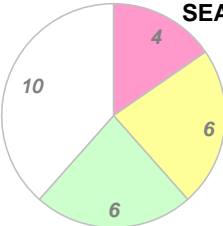
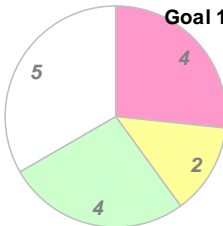

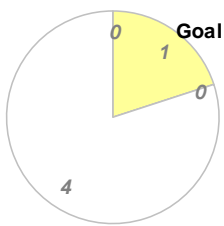
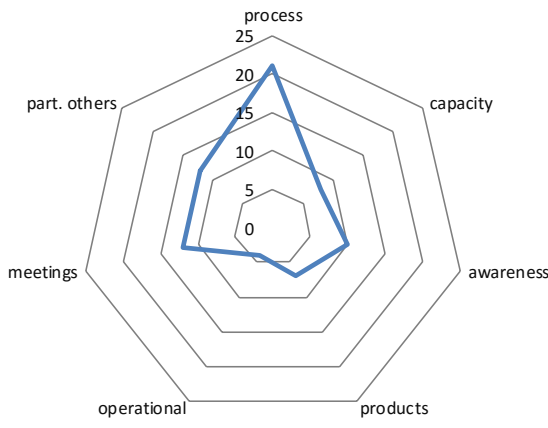
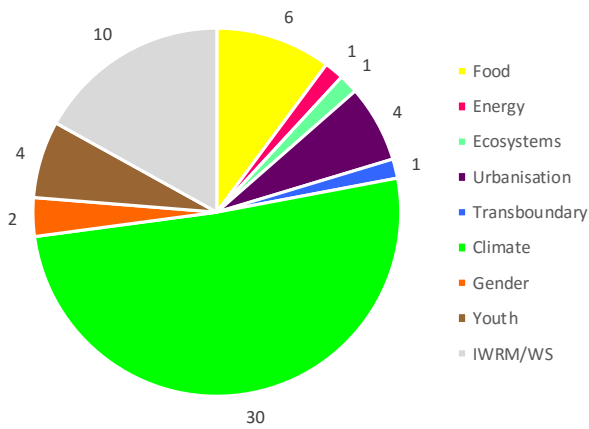
GWP Annual Progress Review for 2015

Ind. Ref.	Indicator	2015 workplan targets (Nov.14)	2015 updated targets (Jan.15) ²³	2015 Results
I1	Number of people benefiting from improved water resources planning and management			14 400
I2	Total value of investment influenced which contributes to water security and climate resilience through improved WRM & water services		100 000	
O1	Number of policies, plans and strategies which integrate water security for climate resilience	5	5	2
O1g	Number of policies/plans/strategies that have gender mainstreamed in water resource management			
O2	Number of approved investment plans associated with policies, plans and strategies which integrate water security for climate resilience	1	1	
O3	Number of agreements/commitments on enhanced water security at transboundary/regional level influenced.	1	1	
O4	Number of investment strategies supporting policies and plans which integrate water security for climate resilience		3	1
O5	Number of enhanced legal frameworks / policies / strategies integrating water security and climate change facilitated by GWP			
O6	Gender: Percentage of women and girls benefiting from interventions to improve water security (min %).		50%	
O7	Youth: Number of youth organizations involved in water resources decision making bodies.			
OT1.1	Recognition of GWP contribution to the global debate measured by number of acknowledgments in official documents			
OT1.2	Number of regional organisations supported in developing agreements/ commitments /investment options and tools that integrate water security and climate resilience			2
OT1.3	Number of national organisations supported in developing legal frameworks / policies / strategies, sectoral and development plans- integrating water security and climate resilience	1	2	1
OT1.3g	Number of national/subnational organisations supported in integrating gender perspectives into water resource management policies/plans/legal frameworks			
OT1.4	Number of organisations (all levels) supported in the development of investment strategies supporting policies and plans which integrate water security for climate resilience	1	1	2
OT1.5	Number of countries supported in the development of capacity and projects to access climate and climate-related finance to improve water security.	2	2	2
OT1.6	Number of demonstration projects undertaken for which innovation has been demonstrated	5	5	4
OT1.6g	Number of initiatives/demo projects specifically targeting gender issues			
OT1.7	Number of documents produced outlining the lessons from GWP demonstration projects and a plan for replicating solutions			1
OT1.8	Number of beneficiaries supported in demonstration projects on water security and climate resilience undertaken	100	100	9 669
OT2.1	Number of government institutions/other stakeholders with demonstrably enhanced capacity to integrate water security and climate change in the design and implementation of policies, plans & projects	9	9	7
OT2.1g	Number of capacity building and professional development workshops/initiatives with a significant focus on women and youth			
OT2.2	Number of south-south lesson learning & knowledge transfers initiatives with commitments for concrete follow up			
OT2.3	Number of media features on climate change and water security linked to the Water Security Programme. All media including radio, television, print, internet.	6	6	3
OT2.4	Number of publications, knowledge products (including strategic messages) and tools for water security & climate resilience developed and disseminated	8	8	9
OT2.4g	Number of publications and knowledge products that have a prominent gender perspective incorporated			
OT2.5	User satisfaction across knowledge products and services produced, managed and disseminated by GWP.		75%	
OT2.6	Number of joint global/regional activities by GWP and WPP on climate change and water security which lead to demonstrable follow-up actions.			1
OT3.1	Implementation of Results Framework & associated M&E across the GWP network.		1	1
OT3.2a	Increased financial performance across all Regional and Country Water Partnerships – Locally raised funds.		1/1	
OT3.2b	Increased financial performance across all Regional and Country Water Partnerships – In kind contributions.			

²³ Based on the review of all logframe targets in the context of the GWP 3-year Work Programme update that was presented to the GWP SC and FPG in May 2015

GWP Annual Progress Review for 2015

2.2.11 Southeast Asia

Progress Report (elements)		Southeast Asia										
												
IMPACT (Socio-Economic Benefits)		SEA	REG	TB	Cambodia	Indonesia	Malaysia	Myanmar	Philippine	Thailand	Viet Nam	
	Value Added (proxy €):											
	Beneficiaries (NB):											
	Investments (leverage):											
OUTCOMES (Water Governance Systems)		SEA	REG	TB	Cambodia	Indonesia	Malaysia	Myanmar	Philippine	Thailand	Viet Nam	
	A Policies		0	0	0	0	0	0	0	0	0	
	B Institutional roles		2	0	0	0	1	0	0	0	0	
	C Management Instruments		3	0	0	1	0	0	0	1	1	
	<i>2014-to date</i>		Total	5	0	0	1	1	0	0	1	1
			Lao PDR									
	A Policies		0									
	B Institutional roles		1									
	C Management Instruments		0									
			Total	1								
PROGRESS MARKERS (Actors influenced)		SEA		Goal 1		Goal 2		Goal 3				
	<i>2014-to date</i>											
		Something can be reported about the boundary actor, mostly in terms of connection / interest / participation to GWP activities (10%)									/	
		A change process is identified while not fully implemented; the discussion of the link to GWP activities is worth reporting (50%)									+	
		A significant change can be reported; the discussion of the different influences/ processes leading to this change is worth reporting, including the link to GWP activities (90%)									++	
OUTPUTS/ACTIVITIES (Proxy)		Number of hits by activity type					Number of hits by theme					
	<i>2014-to date</i>											
INPUTS (Budgets)		SEA	REG	TB	Cambodia	Indonesia	Malaysia	Myanmar	Philippine	Thailand	Viet Nam	
	<i>2014-todate</i>											

GWP Annual Progress Review for 2015

Southeast Asia	
WORKPLAN 2015 (Highlights)	PROGRESS 2015
<p>Highlight 1</p> <ul style="list-style-type: none"> GWP-SEA will support countries (1) to incorporate water security in their IWRM and climate related policies and plans as well as in national development policies and plans, (2) to develop “no regrets” financing strategies for water security, climate resilience and development strategies in respective countries and presented for funding, (3) to implement pilots and demonstration projects on integrated drought management and integrated flood management programmes WACDEP Work Packages 2, 3, 4 and 5 (National development and Sector Plans, Investment, Project Preparation and Financing, and Demonstration Projects); 	<p>(1) Cambo Water Partnership organised a Knowledge and Experience Sharing Workshop on National Policy and National Indicative Plan With Perspective on Mekong River Basin Management at Bassac Meeting Room on 1 July 2015. Twenty participants attended this workshop, including members and representatives from Cambodia Water Partnership, MOWA, MOWRAM, MOI, MRD, MOE, CNMC, MME, MOT, MPWT, GDA/MAFF, NCDM, ITC, MOP and MRDO.</p> <p>(2) InaWP held a national dialogue on implementation of a policy reform and climate resiliency road map. Implemented on 29 September 2015 in Jakarta, attended by 35 key stakeholders from government, NGo, private, professional & university institutions.</p> <p>(3) Lao PDR implemented National consultation workshop on review of water resource strategy implementation and integration in the national natural resources strategy towards 2030 on 26 May 2015 in Vientiane, attended by 50 key stakeholders from Government, private sector, academe and social association.</p> <p>(4) Malaysia WP conducted the 'Water For Our Future - Post 7WWF Seminar' on 6 October 2015, Putrajaya, Malaysia. It was attended by 160 participants from government agencies, private and professional institutions, NGO and academia</p> <p>(5) InaWP held a National Dialogue on infrastructures development financing strategy for water security and climate resilience on 28 September 2015 in Jakarta. It was attended by 35 key stakeholders from government, NGO, private, professional & university institutions.</p> <p>(5) Cambo WP organized an initial workshop on 10 July 2015 where a pilot area for study on flood and drought issues and water management had been selected in Chrey Loas Commune, Kandal province. Follow up activities are ongoing.</p> <p>(6) Malaysia CWP organised a Training of Trainers Workshop: Community Flood Preparedness Programme on 13 June 2015, at Klang, together with the Klang Local Authority, with financial support from Universiti Putra Malaysia and the Ministry of Education. The training gets reported in a newspaper. Malaysia CWP organised various dialogues and awareness talks with community residents, students and teachers, where the rainwater harvesting system was installed</p> <p>(7) Malaysia CWP organised a Training of Trainers Workshop : Community Flood Preparedness Programme on 13 June 2015, Klang , together with the Klang Local Authority, with financial support from Universiti Putra Malaysia and the Ministry of Education. The training gets reported in a newspaper. Malaysia CWP organised various dialogues and awareness talks with community residents, students and teachers, where the rainwater harvesting system was installed</p> <p>(8) Myanmar Water Partnership organized Workshop on Integrated Flood Management in Bago River Basin at the time of Climate Change (Activity 1) on 5 August 2015 at Irrigation Technology Centre in Bago. Aimed to adopt IFM approach to sustain the livelihood and socio economic</p>

GWP Annual Progress Review for 2015

	<p>conditions of the people who are residing in Bago river basin.</p> <p>(9) Thai WP organized a series of participatory training on resources assessment for local stakeholders in Maeklong river basin. Local river health assessment has been undertaken. Workshop among local stakeholders, local authorities, and the RBC to develop operational framework was undertaken on Oct 21, 2015.</p>
<p>Highlight 2</p> <ul style="list-style-type: none"> GWP-SEA will support countries (1) to develop an agreement on a system of monitoring and reporting for water resources and operational by 2016 (in collaboration with UN Water), (2) to increase stakeholders' political awareness and commitment to deliver water security, with demonstrable follow-up commitments and actions, and (3) to influence universities and training institutes to incorporate the GWP Tool Box in their curriculum. GWP-SEA and Country Water Partnerships (CWPs) will implement activities for dissemination of major publications on regional and country issues, translation into languages which are needed for reaching local and global stakeholders and the corporate world, and for publication of media features. GWP-SEA will implement WCP Work Packages 6 and 7 : Capacity Development and Knowledge and awareness 	<p>(1) Myanmar Water Partnership held a Workshop on Identification of Water Quality Monitoring and Evaluation Approaches for Bago River on 15th September 2015. To achieve knowledge and experiences of the condition of Bago river, which will be useful for capacity development to support better water resources management.</p> <p>(2) Lao WP organized National seminar on water resource management and sustainable development agenda for Lao PDR in Vientiane on 15 June 2015, attended by 37 key stakeholders from Government, private sector, academe and social association. .</p> <p>(3) Malaysia-the MyWP website uploads the papers of the Post 7th World Water Forum, 6 October 2015, for access online.</p> <p>(4) Thai WP has translated IWRM status in Thailand and GWP SEA tool box from English to Thai language. The translation will be made into printed document for distribution to partners during the year end network and partners meeting.</p>
<p>Highlight 3</p> <ul style="list-style-type: none"> RWP and CWPs will implement activities for internal organization strengthening , having regards to implementation of the 2nd Regional Partners Meeting. Will also develop alliance with regional and international organizations through technical activities during the 7th World Water Forum in Korea. WCP Work Packages 8: Governance and Fund Raising. 	<p>(1) The 30th SC Meeting was held in Korea in April 2015, back to back with GWP-SEA participation in the 7th World Water Forum;</p> <p>(2) A Director of Environmental Division of ASEAN Secretariat, Dr. Ampai Harakunarak, attended the 31st GWP-SEA SC Meeting in Siem Reap, Cambodia, together with the Chair of ASEAN Working Group on Water Resources Management (AWGWRM). Efforts for rebuilding of further cooperation was discussed.</p> <p>(3) Considering uncertainties affected by budget freezing, the 2nd Regional Partners Meeting has been postponed to 2016, and planned to be conducted through electronic meeting.</p>
<p>Highlight 4</p> <ul style="list-style-type: none"> 	
<p>CRITICAL ASSESSMENT</p>	
<p><u>Analysis of planned vs. achieved:</u></p> <p>1) Up to this reporting time in mid-October 2014, 6 of 18 activities under SG-1 and SG - 2 have not been completed or reported.</p> <p>2) Regional activities have been implemented smoothly, with exception that , due to complication related to budget freezing, the 2nd Regional Partners Meeting has been postponed to 2016.</p> <p><u>Challenges, lessons learned and recommendations:</u></p> <p>1) It is expected that all activities in 2016 could be planned and implemented in Q1,2 and 3, and not in Q4 so that they can be included in annual monitoring report.</p> <p>2) More efforts are needed to develop alliance with other organizations to gather technical and financial cooperation and support.</p>	

GWP Annual Progress Review for 2015

Ind. Ref.	Indicator	2015 workplan targets (Nov.14)	2015 updated targets (Jan.15) ²⁴	2015 Results
I1	Number of people benefiting from improved water resources planning and management			100,000
I2	Total value of investment influenced which contributes to water security and climate resilience through improved WRM & water services			
O1	Number of policies, plans and strategies which integrate water security for climate resilience	5	5	4
O1g	Number of policies/plans/strategies that have gender mainstreamed in water resource management			
O2	Number of approved investment plans associated with policies, plans and strategies which integrate water security for climate resilience			
O3	Number of agreements/commitments on enhanced water security at transboundary/regional level influenced.			
O4	Number of investment strategies supporting policies and plans which integrate water security for climate resilience		1	1
O5	Number of enhanced legal frameworks / policies / strategies integrating water security and climate change facilitated by GWP		1	
O6	Gender: Percentage of women and girls benefiting from interventions to improve water security (min %).		50%	
O7	Youth: Number of youth organizations involved in water resources decision making bodies.			
OT1.1	Recognition of GWP contribution to the global debate measured by number of acknowledgments in official documents			
OT1.2	Number of regional organisations supported in developing agreements/ commitments /investment options and tools that integrate water security and climate resilience			
OT1.3	Number of national organisations supported in developing legal frameworks / policies / strategies, sectoral and development plans- integrating water security and climate resilience	3	5	2
OT1.3g	Number of national/subnational organisations supported in integrating gender perspectives into water resource management policies/plans/legal frameworks			
OT1.4	Number of organisations (all levels) supported in the development of investment strategies supporting policies and plans which integrate water security for climate resilience			
OT1.5	Number of countries supported in the development of capacity and projects to access climate and climate-related finance to improve water security.			
OT1.6	Number of demonstration projects undertaken for which innovation has been demonstrated	2	3	1
OT1.6g	Number of initiatives/demo projects specifically targeting gender issues			
OT1.7	Number of documents produced outlining the lessons from GWP demonstration projects and a plan for replicating solutions		1	
OT1.8	Number of beneficiaries supported in demonstration projects on water security and climate resilience undertaken		450	
OT2.1	Number of government institutions/other stakeholders with demonstrably enhanced capacity to integrate water security and climate change in the design and implementation of policies, plans & projects		38	6
OT2.1g	Number of capacity building and professional development workshops/initiatives with a significant focus on women and youth			
OT2.2	Number of south-south lesson learning & knowledge transfers initiatives with commitments for concrete follow up			
OT2.3	Number of media features on climate change and water security linked to the Water Security Programme. All media including radio, television, print, internet.		48	
OT2.4	Number of publications, knowledge products (including strategic messages) and tools for water security & climate resilience developed and disseminated	1	3	3
OT2.4g	Number of publications and knowledge products that have a prominent gender perspective incorporated			
OT2.5	User satisfaction across knowledge products and services produced, managed and disseminated by GWP.		75%	
OT2.6	Number of joint global/regional activities by GWP and WPP on climate change and water security which lead to demonstrable follow-up actions.			1
OT3.1	Implementation of Results Framework & associated M&E across the GWP network.		1	
OT3.2a	Increased financial performance across all Regional and Country Water Partnerships – Locally raised funds.		1/1	
OT3.2b	Increased financial performance across all Regional and Country Water Partnerships – In kind contributions.			

²⁴ Based on the review of all logframe targets in the context of the GWP 3-year Work Programme update that was presented to the GWP SC and FPG in May 2015

GWP Annual Progress Review for 2015
2.2.12 Southern Africa

Progress Report (elements)		Southern Africa										
IMPACT (Socio-Economic Benefits)		SAF	REG	TB	Angola	Botswana	Lesotho	Malawi	Mozambique	Namibia	South Africa	
	Value Added (proxy €):											
	Beneficiaries (NB):											
	Investments (leverage):											
			Swaziland	Tanzania, Zambia	Zimbabwe							
OUTCOMES (Water Governance Systems)		SAF	REG	TB	Angola	Botswana	Lesotho	Malawi	Mozambique	Namibia	South Africa	
	A Policies	4	1	1	0	0	0	1	1	0	0	
	B Institutional roles	5	1	1	0	0	0	0	0	1	0	
	C Management Instruments	2	0	1	0	0	0	0	0	0	0	
	<i>2014-to date</i>											
	Total	11	2	3	0	0	0	1	1	1	0	
			Swaziland	Tanzania, Zambia	Zimbabwe							
	A Policies	0	0	0	0							
	B Institutional roles	1	0	0	1							
	C Management Instruments	0	0	0	1							
Total	1	0	0	2								
PROGRESS MARKERS (Actors influenced)		SAF		Goal 1		Goal 2		Goal 3				
	<i>2014-to date</i>											
		Something can be reported about the boundary actor, mostly in terms of connection / interest / participation to GWP activities (10%)									/	
		A change process is identified while not fully implemented; the discussion of the link to GWP activities is worth reporting (50%)									+	
		A significant change can be reported; the discussion of the different influences/ processes leading to this change is worth reporting, including the link to GWP activities (90%)									++	
OUTPUTS/ACTIVITIES (Proxy)		Number of hits by activity type					Number of hits by theme					
	<i>2014-to date</i>											
INPUTS (Budgets)		SAF	REG	TB	Angola	Botswana	Lesotho	Malawi	Mozambique	Namibia	South Africa	
	<i>2014-to date</i>											
	Budget (€):		Swaziland	Tanzania, Zambia	Zimbabwe							
	Budget (€):											

GWP Annual Progress Review for 2015

Southern Africa	
WORKPLAN 2015 (Highlights)	PROGRESS 2015
<p>Highlight 1</p> <ul style="list-style-type: none"> SADC Water Weeks: GWPSA with all CWP's and Partners in 14 SADC member states will support the organisation, hosting and documentation of outcomes of the 14 SADC Water weeks, working with the key mandated institutions at national level. The water weeks will promote the SADC priority frameworks and instruments to deepen the understanding among member state stakeholders of SADC Water Division's work in the region, encourage national input on priorities into the development process for the 4th Regional Strategic Action Plan and provide opportunities for member states to dialogue with key multi-stakeholders (including the youth and media) on national challenges, priorities and actions. 	<p>GWPSA completed the SADC-GIZ TWM component on Mainstreaming Climate Change in the water sector. GWPSA not only proved itself as a credible implementing partner for SADC and its RBOs but also a unique implementing partner with extensive reach across member states and depth in understanding national and regional contexts and dynamics. GWPSA supported SADC in organising 15 SADC water week events in each of the member states. GWPSA worked with all CWP's to organise the multi-level/multi-sector engagements (including youth and media groups) to not only raise awareness by member states of the regional water programme and instruments but also ensure focused stakeholder input and direction on SADC's next strategic action plan - RSAPIV. GWPSA also organised core and drafting team workshops to develop the RSAPIV as well as managed the two drafting consultants on SADC's behalf. The RSAPIV has been comprehensively completed and endorsed by the SADC Water Directors in the 15 national water department directors and subsequently the Ministers of Water in the SADC region. A significant and tremendous result demonstrating the depth of the SADC-GWPSA strategic partnership and trust that has developed over the last 17 years. GWPSA supported SADC</p>
<p>Highlight 2</p> <ul style="list-style-type: none"> SADC Multi-stakeholder Dialogue on Urbanisation: GWPSA will organise and host on SADC's behalf – the 7th Multi-stakeholder Dialogue on the Urbanisation challenges in the SADC region and facilitate the identification of key recommendations to be incorporated into SADC's priority programmes. 	<p>Based on key strategic priorities for SADC, the theme for 7th multi-stakeholder dialogue was changed. GWPSA supported SADC at the end of September to organize the 7th SADC Multi-stakeholder Water Dialogue - Watering development in SADC: the central role of water in driving industrialisation giving space to regional transboundary and national stakeholders including policy makers and partners to discuss the water sectors role in driving sustainable industrialisation in the region, whilst the focus of the Dialogue was not limited to urbanisation issues - it included aspects of it in the industrialisation- demographic context The stakeholder recommendations directly informed the Component 8 area of the RSAPIV on Industrialisation & the nexus. The key SADC Dialogue outcomes were presented before the WRTC and subsequently endorsed - thus opening the way for endorsed follow up action by Partners such as GWPSA.</p>
<p>Highlight 3</p> <ul style="list-style-type: none"> WACDEP Investment and project preparation for water security and climate resilience: GWPSA (incl. Mozambique and Zimbabwe) and the CU for Pan Africa will support through WACDEP implementation of the institutional capacity development, investment planning and project preparation work packages. Concept notes for the countries will be developed and possible funders for feasibility study support will be sought. 	<p>In Mozambique and Zimbabwe , country teams working with the continental and national finance consultants identified bottlenecks and constraints associated with obtaining project preparation financing. These studies are to support better preparation of projects to attract project financing for bankable projects that build water security and contribute to climate resilience in both countries. National reports on related bottlenecks and constraints are available of each country. GWPSA in collaboration with the WACDEP Africa CU organized a pan-African training workshop to enhance capacity of key institutions to understand and apply the WACDEP framework on project preparation and financing from Mozambique, Zimbabwe and the regional level. GWPSA worked with the National Directorate of Water (DNA) in Mozambique to elaborate on a project proposal to support integrated urban flood management in Maputo, towards enhancing climate resilience. The proposal was successful in securing fund from the Africa Water Facility. In Zimbabwe, the Ministry of Water, Climate and Environment in liaison with the WACDEP</p>

	<p>Management Committee has opted to pursue a mini-hydro power generation project at Siya Dam. Another project on hydro met data collection for enhanced drought and flood management has secured ClimDev support. The Zimbabwe Water partnership WACDEP team will be working in partnership with the national water authority of Zimbabwe - ZINWA. Botswana has opted to pursue the development of a waste-water treatment plant for agricultural irrigation in Mahalapye, which is at the feasibility stage. For selected projects in Botswana and Zimbabwe, GWPSA helped to assess numerous project preparation funding and financing options within the context of several factors, including general eligibility and key considerations.</p>
<p>Highlight 4</p> <ul style="list-style-type: none"> Africa – Investment Conference: GWPSA and CU will support the organisation of the Pan African Investment Conference in Abidjan, Cote d’Ivoire working in partnership with the Infrastructure Consortium for Africa (ICA) and AMCOW as well as key RECs on the continent. 	<p>The Africa Investment Conference has been postponed to allow enough time to make available further developed project concept notes to be shared and presented to donors and obtain their finance support to take them to bankability stage. GWPSA has initiated recently a process to capture knowledge generated in implementing the WACDEP and package them into knowledge products including infographics to be disseminated at various levels while the GWP and partners are working to expand the WACDEP to 10 new countries from 2016 to 2019.</p>
<p>Highlight 5</p> <ul style="list-style-type: none"> Knowledge management & communication – key programmes: GWPSA and CU will support the development of key messages and knowledge products from the substantive content in reports and programme outputs (project reports, studies, assessments etc.). 	<ul style="list-style-type: none"> GWPSA developed many knowledge products stemming from the 14 x 3 national studies on water financing, indigenous knowledge and CCA as well as national water policies. These were synthesised into regional knowledge products which included strategic messages to make an argument for the need to invest in water security and climate resilience. National study briefs, regional briefs, key arguments and various summary products were developed and disseminated during the SADC water weeks. Further refinement of some products (national) is outstanding and will be finalised with SADC and then disseminated. GWPSA and GWP WACDEP Africa CU started the process to document interventions and generate knowledge products (including infographics) capturing WACDEP implementation experience from 2011 to date in Southern Africa, Limpopo basin, Mozambique and Zimbabwe.
<p>Highlight 6</p> <ul style="list-style-type: none"> Strengthening Partnerships: GWPSA will organise and host the 2015 GWPSA Consulting Partners meeting which will address standard governance matters but emphasise programme implementation and development addressing key challenges in the region. Building the institutional capacity of the CWPs to develop and deliver country programmes in partnership with key decision makers will be included in the CP sessions. 	<ul style="list-style-type: none"> GWPSA hosted its 11th CP meeting which was undertaken in 3 key sessions which address GWPSA reporting and governance - including the election of a new regional chair - in line with GWPSA's Constitution; the 2nd session provided a platform for CWPs to share their activities in 2014 and 2015 and then the meeting discuss key factors needed to strengthen CWP programme development and the 3rd session dealt with GWP's unique asset - of being active at national, basin, regional, continental and global levels. Possible opportunities at all levels base on upcoming SADC, AMCOW and global initiatives were highlighted. GWPSA CP2015 achieved the following: <ul style="list-style-type: none"> 1. GWPSA Partners were updated on the progress of implementation of resolutions from the 10th CP Meeting held in Harare and fulfilment of all governance requirements. 2. GWPSA Partners updated on implementation progress of the current 3 year programme (2014 – 2016).

	<ul style="list-style-type: none"> • 3. GWPSA Partners aware of programme development opportunities to enable their contribution to current programme development (2016-2018) • 4. A shared understanding of CWP performance and strategies were identified to ensure that the CWPs and RWP are positioned to address water insecurity risks and support development priorities at country and regional levels. • 5. Strategies were identified for developing programmes to address development challenges and priorities (of climate change, land and water governance and management for sustainable and balance economic growth and food security, SDGs and urbanisation). Significant achievements evidenced by the ME1 template info is the vast improvement in reviving CWP activities - this has been made possible by the SADC programme implementation role, WACDEP and the focus on leveraging resources in project preparation. Substantial improvements in country engagement in 2015.
--	--------------------------------------------------------------------------------------------------------------------------------------------------------------------------------------------------------------------------------------------------------------------------------------------------------------------------------------------------------------------------------------------------------------------------------------------------------------------------------------------------------------------------------------------------------------------------------------------------------------------------------------------------------------------------------------------------------------------------------------------------------------------------------------------------------------------------------------------------------------------------------------------------------------------------------------------------------------------------------------------------------------------------------------

CRITICAL ASSESSMENT

Analysis of planned vs. achieved:

Workplan summary (List main highlights only)

GWPSA and the CU implemented most planned highlighted /key activities in 2015. Those not implemented as intended were due to factors beyond GWPSA/CUs control and related mainly to respecting the political context and changes within which GWP operates at continental (investment conference postponement), basin and national levels. A few activities planned through RESILIM such as the DRR, WDM and communications tasks were examples and this was due to the RBO undergoing some institutional difficulties rendering it impossible for GWPSA to get the input from LIMCOM and endorsement to continue. LIMCOM appears to be on a stronger institutional path following the Water Ministers of all 4 countries agreeing on the way forward. Fortunately the RESILIM programme continues until March 2017 and GWPSA activities were merely postponed. Whilst there were occasional delays in implementation in the SADC-GIZ TWM programme regarding implementation of the water weeks the delay and fine tuning of intended outcomes of the water weeks benefitted the implementation in all 15 countries. All GWPSA and SADC Water division staff participated in the 15 water weeks which were undertaken between March and August. GWPSA and the CU have had an incredibly busy year of implementation of GWPSA and CUs large programme on WACDEP (4 levels), SADC GIZ (15 countries at regional activities and outputs), RESILIM (countries and basin level), CPWF-ARC knowledge management wrap up in 3 countries and basin products, planning and organising the SADC Dialogue (with over 150 delegates), as well as undertaking a sensitive and time consuming GWPSA's reorganisation process and addressing institutional development and governance matters - was very taxing on staff but an incredible set of achievements for GWPSA/CU. Perhaps in some ways the detailed and overall programme M&E attention, tracking progress meaningfully and providing feedback to the implementing team could have been done more regularly but there was simply too great a volume of tasks. Considering the overall highlights and the detailed planned tasks and completion of the templates per goal per OC - GWPSA and CU have achieved most significant results on technical, context, strategic partnership engagement, appropriate implementation modalities and much improved support to the countries as well as securing resources and sustaining country activities beyond WACDEP budgetary allocations is a tremendous achievement indicative of the strategic, dedicated high calibre people driving these initiatives, with energy, creativity and impressive levels of ownership and responsibility for the results and sustaining these. GWPSA and CU strategic partnership building with SADC, RBOs, AMCOW and AUC for many years is finally reaping the fruits of years of investment.

Challenges, lessons learned and recommendations:

Perhaps in some ways the detailed and overall programme M&E attention, tracking progress meaningfully and providing feedback to the implementing team could have been done more regularly but there was simply too great a volume of tasks. The lessons relate to better planning, tracking, communication and feedback but creating time for M&E is a challenge with large programmes. GWPSA is yet to reflect on the year and highlight the key lessons which will inform the way going forward but it is very difficult trying to balance implementation and M&E and feedback with the urgent need to secure resources to continue undertaking meaningful work on the continent!

GWP Annual Progress Review for 2015

Ind. Ref.	Indicator	2015 workplan targets (Nov.14)	2015 updated targets (Jan.15) ²⁵	2015 Results
I1	Number of people benefiting from improved water resources planning and management			
I2	Total value of investment influenced which contributes to water security and climate resilience through improved WRM & water services			7 million
O1	Number of policies, plans and strategies which integrate water security for climate resilience		2	1
O1g	Number of policies/plans/strategies that have gender mainstreamed in water resource management			1
O2	Number of approved investment plans associated with policies, plans and strategies which integrate water security for climate resilience	3	2	
O3	Number of agreements/commitments on enhanced water security at transboundary/regional level influenced.	1	1	2
O4	Number of investment strategies supporting policies and plans which integrate water security for climate resilience		2	4
O5	Number of enhanced legal frameworks / policies / strategies integrating water security and climate change facilitated by GWP		1	
O6	Gender: Percentage of women and girls benefiting from interventions to improve water security (min %).	50%	50%	
O7	Youth: Number of youth organizations involved in water resources decision making bodies.	1		3
OT1.1	Recognition of GWP contribution to the global debate measured by number of acknowledgments in official documents			
OT1.2	Number of regional organisations supported in developing agreements/ commitments /investment options and tools that integrate water security and climate resilience	1	1	4
OT1.3	Number of national organisations supported in developing legal frameworks / policies / strategies, sectoral and development plans- integrating water security and climate resilience			4
OT1.3g	Number of national/subnational organisations supported in integrating gender perspectives into water resource management policies/plans/legal frameworks			2
OT1.4	Number of organisations (all levels) supported in the development of investment strategies supporting policies and plans which integrate water security for climate resilience	2	2	2
OT1.5	Number of countries supported in the development of capacity and projects to access climate and climate-related finance to improve water security.	2	2	5
OT1.6	Number of demonstration projects undertaken for which innovation has been demonstrated		2	2
OT1.6g	Number of initiatives/demo projects specifically targeting gender issues	2	2	1
OT1.7	Number of documents produced outlining the lessons from GWP demonstration projects and a plan for replicating solutions	1	1	1
OT1.8	Number of beneficiaries supported in demonstration projects on water security and climate resilience undertaken	10 000	10 000	
OT2.1	Number of government institutions/other stakeholders with demonstrably enhanced capacity to integrate water security and climate change in the design and implementation of policies, plans & projects			27
OT2.1g	Number of capacity building and professional development workshops/initiatives with a significant focus on women and youth			15
OT2.2	Number of south-south lesson learning & knowledge transfers initiatives with commitments for concrete follow up	1	1	1
OT2.3	Number of media features on climate change and water security linked to the Water Security Programme. All media including radio, television, print, internet.	10	10	30
OT2.4	Number of publications, knowledge products (including strategic messages) and tools for water security & climate resilience developed and disseminated	5	5	6
OT2.4g	Number of publications and knowledge products that have a prominent gender perspective incorporated			1
OT2.5	User satisfaction across knowledge products and services produced, managed and disseminated by GWP.		.75	
OT2.6	Number of joint global/regional activities by GWP and WPP on climate change and water security which lead to demonstrable follow-up actions.			
OT3.1	Implementation of Results Framework & associated M&E across the GWP network.		1	
OT3.2a	Increased financial performance across all Regional and Country Water Partnerships – Locally raised funds.		1/1	
OT3.2b	Increased financial performance across all Regional and Country Water Partnerships – In kind contributions.			

²⁵ Based on the review of all logframe targets in the context of the GWP 3-year Work Programme update that was presented to the GWP SC and FPG in May 2015

GWP Annual Progress Review for 2015

2.2.13 West Africa

Progress Report (elements)		West Africa															
IMPACT (Socio-Economic Benefits)		WAF	REG	TB	Benin	Burkina F.	Cape Ver.	Cote d'Iv.	Gambia	Ghana	Guinea						
	Value Added (proxy €):																
	Beneficiaries (NB):																
	Investments (leverage):																
		Guinea-Bi	Liberia	Mali	Mauritani:	Niger	Nigeria	Senegal	Sierra Le:	Togo							
	Value Added (proxy €):																
	Beneficiaries (NB):																
	Investments (leverage):																
OUTCOMES (Water Governance Systems)		WAF	REG	TB	Benin	Burkina F.	Cape Ver.	Cote d'Iv.	Gambia	Ghana	Guinea						
	A Policies	1	0	0	0	0	0	1	0	0	0						
	B Institutional roles	6	0	1	1	1	0	0	0	3	0						
	C Management Instruments	3	0	2	0	1	0	0	0	0	0						
	Total	10	0	3	1	2	0	1	0	3	0						
		Guinea-Bi	Liberia	Mali	Mauritani:	Niger	Nigeria	Senegal	Sierra Le:	Togo							
	A Policies	0	0	0	0	0	0	0	0	0	0						
	B Institutional roles	0	0	0	0	0	0	0	0	0	0						
	C Management Instruments	0	0	0	0	0	0	0	0	0	0						
	Total	0	0	0	0	0	0	0	0	0	0						
PROGRESS MARKERS (Actors influenced)	2014-to date																
	Something can be reported about the boundary actor, mostly in terms of connection / interest / participation to GWP activities (10%)											/					
	A change process is identified while not fully implemented; the discussion of the link to GWP activities is worth reporting (50%)											+					
	A significant change can be reported; the discussion of the different influences/ processes leading to this change is worth reporting, including the link to GWP activities (90%)											++					
OUTPUTS/ACTIVITIES (Proxy)	2014-to date																
INPUTS (Budgets)		WAF	REG	TB	Benin	Burkina F.	Cape Ver.	Cote d'Iv.	Gambia	Ghana	Guinea						
	Budget (€):																
		Guinea-Bi	Liberia	Mali	Mauritani:	Niger	Nigeria	Senegal	Sierra Le:	Togo							
	Budget (€):																

GWP Annual Progress Review for 2015

West Africa	
WORKPLAN 2015 (Highlights)	PROGRESS 2015
<p>Highlight 1</p> <ul style="list-style-type: none"> GWP WA will contribute to the implementation of the regional water Policy and carry out capacity building activities of key stakeholders including counsellors at municipal level. Transboundary issues will be addressed through the programmes and projects implemented including the Mekrou Project, the Water, Climate and Development Programme (WACDEP), the Integrated Drought Management Project (IDMP-WA) and mainly the Regional Dialogue on the Joint Management of Groundwater taking into account climate change in West Africa. This Project of dialogue whose funding process should be accelerated pays a special attention to the management of aquifers in the view of achieving water security in the region. 	<p>This has been done through the WACDEP capacity building training work package in Burkina Faso and Ghana. Benin CWP has carried out also some capacity building activities for local development actors in the northern part of the country. The Mekrou Project has really started and studies carried out in both Benin, Burkina Faso and Niger. Regional meetings were held with the great involvement and ownership of the Niger Basin Authority. A draft cooperation framework was developed, validated by the regional consultative committee and transmitted by the regional Secretariat to NBA Executive Secretary for the signature of Ministers during the next Ministerial Meeting to be held at the end of the year. The coordination mechanism was agreed upon with rotating responsibility between stakeholders of the three countries. A proposal of transboundary pilot's projects is done and will be examined and funding aspects agreed on. The IDMP has done reviews in the three countries (Burkina, Mali and Niger) with validation of the documents and the Volta Basin Authority is an essential partner in the implementation of the WACDEP in West Africa. Unfortunately there was no progress in the funding of the regional dialogue on the joint management of groundwater in West Africa.</p>
<p>Highlight 2</p> <ul style="list-style-type: none"> Collaboration with major stakeholders including journalists will be pursued through the continuation of the initiative of Journalist Award. The regional IWRM bulletin "Running Water" will be revitalized and partners will be encouraged, supported and invited to contribute to the GWP knowledge chain. The results of GWP actions in the region will be documented for dissemination through the GWP TOOLBOX. 	<p>The journalist's award was organized for the second time in collaboration with IUCN. Winners (three) were sponsored to take part in the World Water Forum in South Korea. Running Water has not evolved much but the monthly e-newsletter L@ Chronique was reactivated and distributed to partners each month. The website is regularly and continuously updated.</p>
<p>Highlight 3</p> <ul style="list-style-type: none"> GWP WA will strengthen the regional network with an improved support to the Country Water Partnerships. Some of the 13 CWPs should be supported through functional secretariats so that they can hold the statutory meetings of the various organs, to develop and implement an action plan. The challenges related to self-hosting of the regional Secretariat will be overcome through a good control of financial issues and a greater visibility and credibility for the activities so as to enable fund search to implement the activities. 	<p>Collaboration and information sharing has been maintained with all CWP but funding issues raised with the freezing. About 6 CWP (Benin, Burkina, Ghana, Mali, Cote d'Ivoire and Niger) have functioning secretariat with basic activities carried out. Self-hosting challenges have been reduced and managed to allow a smooth working of the activities. Some issues are still pending and will be addressed since they have been already identified and discussed.</p>
<p>Highlight 4</p> <ul style="list-style-type: none"> The mobilisation of financial resources will be the focus of GWP in the region during 2015 and throughout the 2014-2019 strategy period. This is expected to be jointly undertaken with partners such as IUCN-PACO, ECOWAS/WRCC, and ACPC of ECA. Implementing the MOUs signed with these partners, and developing joint proposals are part of the strategy. 	<p>Some funding has been raised through ECOWAS/WRCC of about Eur 250,000 for GWP activities out of a budget of 2 million.</p>
CRITICAL ASSESSMENT	
<p><u>Analysis of planned vs. achieved:</u> The planned activities have been carried with a lot success and satisfaction in general. The programme (WACDEP) and projects (IDMP and Mekrou) have been implemented according to planning. WACDEP recorded some difficulties in Burkina</p>	

GWP Annual Progress Review for 2015

where reduction in the planned budget has affected somehow the pilot project. But the re-dimension has allowed it to be carried out successfully with partners on the ground.

A challenge faced in the half year was the information on the freeze of funding.

The regional partners meeting was very successful and has engaged partners in the line of the COP 21 and the implementation of the SDGs. West Africa has carried out some activities in the framework of the global campaign for a water goal.

Collaboration with partners was strengthened as much as possible and joint activities carried when and where possible.

The reporting of regional activities has improved a lot as well as in the financial reporting and planning of activities. More efforts need to be done for forecast updates and bring financial support to CWP.

The 2016 planning will take into account what has not been done in 2015 and integrated the SDG dimension has a major focus of action.

Challenges, lessons learned and recommendations:

- The need to strengthen the CWPs so that they can take actions at Country level, and the actions such as organising national dialogues on Water, Food, development issues are good niches to show the importance of CWPs. An essential preamble for operational network is to have an Executive Secretary following the day to day running of the CWP activities; the challenge is how to fund this initial investment?

-The improvement of the fund raising capacities at national and regional levels is a key for GWP

-The role of GWP in the new context of SDG and in accordance with the strategy 2014-2019 to be well designed at Global regional and country levels.

-The collaboration with national and Regional partner organisations is to be strengthened through development of joint actions.


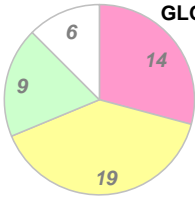



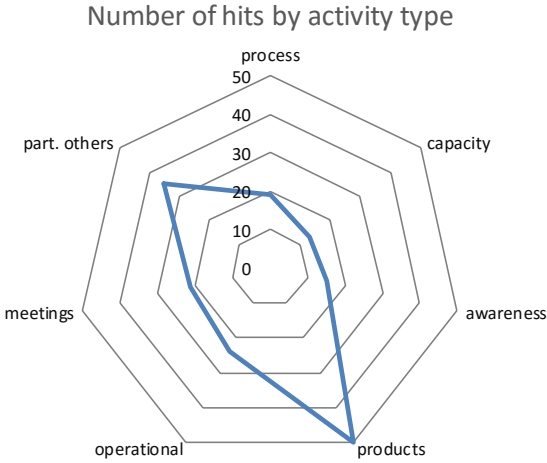
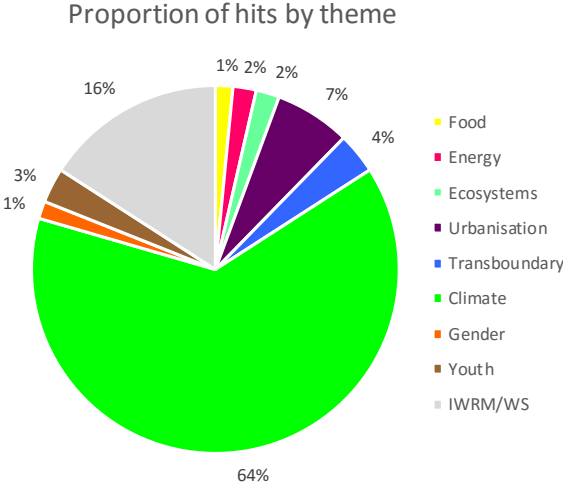
GWP Annual Progress Review for 2015

Ind. Ref.	Indicator	2015 workplan targets (Nov.14)	2015 updated targets (Jan.15) ²⁶	2015 Results
I1	Number of people benefiting from improved water resources planning and management			
I2	Total value of investment influenced which contributes to water security and climate resilience through improved WRM & water services			400 000
O1	Number of policies, plans and strategies which integrate water security for climate resilience	11	7	5
O1g	Number of policies/plans/strategies that have gender mainstreamed in water resource management			
O2	Number of approved investment plans associated with policies, plans and strategies which integrate water security for climate resilience	3	3	3
O3	Number of agreements/commitments on enhanced water security at transboundary/regional level influenced.		2	1
O4	Number of investment strategies supporting policies and plans which integrate water security for climate resilience			1
O5	Number of enhanced legal frameworks / policies / strategies integrating water security and climate change facilitated by GWP	1	1	
O6	Gender: Percentage of women and girls benefiting from interventions to improve water security (min %).		50%	
O7	Youth: Number of youth organizations involved in water resources decision making bodies.			
OT1.1	Recognition of GWP contribution to the global debate measured by number of acknowledgments in official documents			
OT1.2	Number of regional organisations supported in developing agreements/ commitments /investment options and tools that integrate water security and climate resilience		1	2
OT1.3	Number of national organisations supported in developing legal frameworks / policies / strategies, sectoral and development plans- integrating water security and climate resilience			3
OT1.3g	Number of national/subnational organisations supported in integrating gender perspectives into water resource management policies/plans/legal frameworks			
OT1.4	Number of organisations (all levels) supported in the development of investment strategies supporting policies and plans which integrate water security for climate resilience			3
OT1.5	Number of countries supported in the development of capacity and projects to access climate and climate-related finance to improve water security.			2
OT1.6	Number of demonstration projects undertaken for which innovation has been demonstrated	1	1	1
OT1.6g	Number of initiatives/demo projects specifically targeting gender issues			
OT1.7	Number of documents produced outlining the lessons from GWP demonstration projects and a plan for replicating solutions	1	1	1
OT1.8	Number of beneficiaries supported in demonstration projects on water security and climate resilience undertaken			
OT2.1	Number of government institutions/other stakeholders with demonstrably enhanced capacity to integrate water security and climate change in the design and implementation of policies, plans & projects			4
OT2.1g	Number of capacity building and professional development workshops/initiatives with a significant focus on women and youth			
OT2.2	Number of south-south lesson learning & knowledge transfers initiatives with commitments for concrete follow up			1
OT2.3	Number of media features on climate change and water security linked to the Water Security Programme. All media including radio, television, print, internet.		5	10
OT2.4	Number of publications, knowledge products (including strategic messages) and tools for water security & climate resilience developed and disseminated		1	4
OT2.4g	Number of publications and knowledge products that have a prominent gender perspective incorporated			
OT2.5	User satisfaction across knowledge products and services produced, managed and disseminated by GWP.		75%	1
OT2.6	Number of joint global/regional activities by GWP and WPP on climate change and water security which lead to demonstrable follow-up actions.			
OT3.1	Implementation of Results Framework & associated M&E across the GWP network.		1	1
OT3.2a	Increased financial performance across all Regional and Country Water Partnerships – Locally raised funds.		1/1	
OT3.2b	Increased financial performance across all Regional and Country Water Partnerships – In kind contributions.			

²⁶ Based on the review of all logframe targets in the context of the GWP 3-year Work Programme update that was presented to the GWP SC and FPG in May 2015

GWP Annual Progress Review for 2015
2.3 For GWPO

2.3.1 Summary data Global Agenda

Progress Report (elements)	Global	
IMPACT (Socio-Economic Benefits)	Global	
	Value Added (proxy €):	
	Beneficiaries (NB):	
	Investments (leverage):	
	Value Added (proxy €):	
	Beneficiaries (NB):	
	Investments (leverage):	
OUTCOMES (Water Governance Systems)	Global	
<i>2014-to date</i>	A Policies	3
	B Institutional roles	2
	C Management Instruments	0
	Total	5
	A Policies	
	B Institutional roles	
	C Management Instruments	
	Total	
PROGRESS MARKERS (Actors influenced)		
<i>2014-to date</i>		
		
	Something can be reported about the boundary actor, mostly in terms of connection / interest / participation to GWP activities (10%)	/
	A change process is identified while not fully implemented; the discussion of the link to GWP activities is worth reporting (50%)	+
	A significant change can be reported; the discussion of the different influences/ processes leading to this change is worth reporting, including the link to GWP activities (90%)	++
OUTPUTS/ACTIVITIES (Proxy)		
<i>2014-to date</i>		
INPUTS (Budgets)		
<i>2014-to date</i>	Global	
INPUTS (Budgets)	Budget (€):	
<i>2009-to date</i>	Budget (€):	

GWP Annual Progress Review for 2015

2.3.2 GWPO Secretariat

GWPO SECRETARIAT (BY UNITS)	
WORKPLAN 2015 (Highlights 100)	PROGRESS 2015
<p>100 - Office of the Executive Secretary</p> <ul style="list-style-type: none"> The Global Agenda: includes the post-2015 agenda on the Sustainable Development Goal including a dedicated water goal, water-related disasters (Sendai), COP21 (Paris) Ground-breaking new report on the Economics of Water Security, within the GWP /OECD Global Dialogue, which will support further high-level policy dialogues at country level Outcomes of the Governance and Sustainable Financing reviews 	<ul style="list-style-type: none"> By participating in key events and strategic dialogues throughout this and preceding years GWP was able to make significant contributions leading to a dedicated water goal in the Post 2015 Agenda on Sustainable Development (Goal no 6). The GWP/OECD joint Report on Securing Water, Securing Growth was successfully launched at the 7th WWF in Korea in April. It has led to a wide embrace and support at Ministerial level of the ensuing policy statement. Step 1 of the GWP Governance Review (i.e recomposition of the GWP Steering Committee with 5 new appointed Regional members and the FPG as a permanent member, updated ToRs for the GWP Chair, ES and Chair of the Technical Committee) completed. The internal Finance Review process has led to the establishment of a Working Group on Fundraising and the recruitment of a Resource Mobilization function within GWPO.
WORKPLAN 2015 (Highlights 200)	PROGRESS 2015
<p>200 - Finance and Administration</p> <ul style="list-style-type: none"> Audit; <ol style="list-style-type: none"> Procure and introduce a new audit firm for GWPO Unqualified audit opinion and a Management Letter that confirms a robust financial management of GWP To procure for and support a successful outcome of the EC Pillar Assessment (IF APPLICABLE) Self-hosting; To support and monitor the self-hosted RWPs in their execution of a robust financial and administrative management. Accounting software; To identify a costs and time efficient accounting software, preferably a software that could be used at RWP/CWP level. Environmental Policy; All staff actively working to implement the Environmental Policy 	<p>200- Finance and Administration</p> <ol style="list-style-type: none"> New audit firm procured, PwC. Audit fee decreased compared to 2014. Unqualified audit opinion of the 2014 accounts. E&Y confirmed "GWP is managed in a good way, in the respect of having good internal control and presenting the organisation in the Annual Financial Report" (extract from Management Letter) Delayed procurement of the EC Pillar assessment due to the "Freeze". The procurement is initiated October 2015 and the assessment estimated to be finalised 1 March 2016 Continued support to the two self-hosted RWPs. Robust management of CEE and improvements in West Africa Four ERP softwares identified based on an extensive requirement list. Formal procurement to start in October. Environmental policy was reviewed and updated in winter/spring 2015 to reflect the new strategy as for indirect impacts. At the Secretariat, all staff are abiding by the aphorism 'reduce, reuse, and recycle'. Continued low paper consumption since introduction of pull-print system.
WORKPLAN 2015 (Highlights 300)	PROGRESS 2015
<p>300 - Communications</p> <ul style="list-style-type: none"> Engage, and facilitate network participation, in the 2015 campaign on Water and Development and its link to the SDGs. Support launch of the Global Dialogue document on the Economics of Water Security. Continue to work with the network in embedding GWP's IWRM ToolBox in curricula at educational institutions. Ensure that GWPO's intranet (Sharepoint) and the GWP Network Database (salesforce platform) become part of our collaborative ecosystem at the secretariat. 	<p>300 - Communications</p> <ul style="list-style-type: none"> Robust campaign with active participation by several regions, including a few letters to national leaders, and social media outreach exceeding 1 million impressions. Targetted media outreach resulting in 10+ media mentions, and very good reach through social media, plus reasonably high profile at 7th World Water Forum. Because of budget cuts, fewer workshops than originally planned. Ongoing. Rolled out to regions of Sharepoint and related collaborative tools.
WORKPLAN 2015 (Highlights 400)	PROGRESS 2015
<ul style="list-style-type: none"> '400 - Network Operations '- Manage strengthening and transitioning of GWP programme: sustain WACDEP programmatic platform and gradually broaden to include other thematic components while embedding in the overall framework of SDGs implementation 	<ul style="list-style-type: none"> WACDEP programmatic platform has been maintained with a clear roadmap in place for transitioning to a second phase. The programme has advanced in 2015 particularly in the African regions where a strong focus on project development support has yielded good results. WACDEP has also increasingly been linked to other thematic components including urbanisation, food security and transboundary. Alignment of the work programme with the SDGs has been conceptualised

GWP Annual Progress Review for 2015

<ul style="list-style-type: none"> - Successfully design and support initiatives to strengthen CWP's and foster GWP partners engagement in GWP activities - Consolidate the GWP programme management information system and ensure broader access and use within GWP. 	<p>and an operational framework for country-level projects has been formulated and initiated through the SDG Water Preparedness Facility.</p> <ul style="list-style-type: none"> - A review of GWP partners was conducted to establish a clearer understanding of the status of registered partners within regions. Strengthening of the network has occurred from a governance perspective through RWP assessments and evaluations although this work has yet to be seriously initiated at the country level. The launch of the SDG Water PF is a tangible approach to increase the flow of resources and work programme responsibilities to the CWP's. - The Sharepoint and Yammer platforms have been utilised to achieve improved sharing of information across the network. The accessibility of these platforms by all regions has increased the possibilities for the organisation to work in a more coordinated and transparent manner.
<p>WORKPLAN 2015 (Highlights 500)</p>	<p>PROGRESS 2015</p>
<ul style="list-style-type: none"> • '500 - Technical Committee • ' - To produce 3 technical papers to contribute to GWP strategic thematic areas (Water& Energy, Water& Ecosystem, IUWM) • - To produce 2 technical papers addressing water security (on economics of water security, planning for water security) • - To support RWPs in a development of technical focus papers on IWRM implementation at regional/national/basin levels. 	<p>General:</p> <p>Two major events impacted the TEC in 2015:</p> <ul style="list-style-type: none"> • Knowledge Management and Organisational Review of GWP (PEM report) • Chair of TEC, dr. Moh. Ait Kaidi ended his term on September 30; prof. Eelco van Beek was appointed as interim chair. Process started to appoint a new chair by January 1, 2016. <p>Based on the PEM report discussions have started and first ideas have been developed to reorient the activities of the TEC, addressing the issues raised by the PEM report and integrating TEC activities more with the K&L (Knowledge and Learning) cycle of GWP.</p> <ol style="list-style-type: none"> 1. Thematic areas products: <ul style="list-style-type: none"> ○ Regional workshop on Land and Water Coordination and Governance (thematic area Food security and Water) conducted and proceedings produced ○ Background paper on Trans-basin cooperation produced (thematic area Transboundary) 2. Water security products: <ul style="list-style-type: none"> ○ Technical Focus paper on Economics of WASH in Africa produced ○ Discussion paper on Leadership for Water Security being produced (by end year) ○ Contribution made to the GWP/OECD report 'Securing Water, Sustaining Growth'. ○ Background paper on Contextualizing IWRM: Practical Approaches to Water Security produced; to be published in 2016 3. Support to three RWPs: <ul style="list-style-type: none"> ○ Three technical focus papers produced (China, CEE, EAF)
<p>CRITICAL ASSESSMENT</p>	
<p><u>Analysis of planned vs. achieved:</u> Finance experienced a delay of the EC Pillar Assessment due to the temporary Freeze.</p> <p><u>Challenges, lessons learned and recommendations:</u> Core funds subsidising Designated activities;</p>	

GWP Annual Progress Review for 2015

2015 presented several contribution agreements for designated activities (mainly regional), amount ranging from Euro20,000-Euro100,000. None of the agreements included any management/administration fee for GWPO. Solution; Contribution agreements shall go through a review process similar to project proposals. A formal policy regarding OH charges is needed.

Within Network Operations, the temporary freeze of budgets resulted workplan implementation challenges, particularly in the context of planned travel and organisation of events (e.g. the postponement of the GWP Regional Days).

Negotiations for further funding were successfully concluded with DFID through the demonstration of key results achieved within the previous funding period and assurances that the planning and M&E frameworks now in place will continue to be utilised and strengthened.

2.3.3 Key GWP Global Events for 2015

Event	Location/date	Description of GWP participation
UN Summit on Agenda 2030	25 - 29 September New York	Chair participation in various high level events
23rd OSCE Economic and Environmental Forum	14 - 16 September Prague	Speech by Chair
World Water Week 2015	23 - 28 Aug Stockholm	Various activities in seminars, workshops, booth, launch of publications, bilaterals, etc.
Vienna Energy Forum	20 June Vienna	Keynote by Chair
Climate Change Negotiations	1 - 11 June Bonn	Side Event and advocacy
7th World Water Forum	12 - 17 Apr Korea	Various activities in seminars, workshops, bilaterals, launch of <i>Securing Water, Sustaining Growth</i>
Dresden Nexus Conference	25 - 27 Mar Dresden	GWPO Senior Knowledge Management Officer is member of the Scientific Committee to facilitate GWP regional contributions
UN Conference on Disaster Risk Reduction	14 - 18 Mar Sendai	Chair moderates panel discussion
UN-Water Zaragoza Conference	15 - 17 Jan Zaragoza	Various activities including Chair speech , then Deputy Executive Secretary speech , participation by GWP Technical Committee member Kalanithy Vairavamoorthy, and GWP Steering Committee member Alice Bouman-Dentener (then of Women for Water Partnership)

GWP Annual Progress Review for 2015

Event	Location/Date	GWP Participation
UN Summit on Agenda 2030	25 - 29 September New York	Chair participation in various high level events
23rd OSCE Economic and Environmental Forum	14 - 16 September Prague	Speech by Chair
World Water Week 2015	23 - 28 Aug Stockholm	Various activities in seminars, workshops, booth, launch of publications, bilaterals, etc.
Vienna Energy Forum	20 June Vienna	Keynote by Chair
Climate Change Negotiations	1 - 11 June Bonn	Side Event and advocacy
7th World Water Forum	12 - 17 Apr Korea	Various activities in seminars, workshops, bilaterals, launch of <i>Securing Water, Sustaining Growth</i>
Dresden Nexus Conference	25 - 27 Mar Dresden	GWPO Senior Knowledge Management Officer is member of the Scientific Committee to facilitate GWP regional contributions
UN Conference on Disaster Risk Reduction	14 - 18 Mar Sendai	Chair moderates panel discussion
UN-Water Zaragoza Conference	15 - 17 Jan Zaragoza	Various activities including Chair speech , then Deputy Executive Secretary speech , participation by GWP Technical Committee member Kalanithy Vairavamoorthy, and GWP Steering Committee member Alice Bouman-Dentener (then of Women for Water Partnership)

GWP Annual Progress Review for 2015

Ind. Ref.	Indicator	2015 workplan targets (Nov.14)	2015 updated targets (Jan.15) ²⁷	2015 Results
I1	Number of people benefiting from improved water resources planning and management			
I2	Total value of investment influenced which contributes to water security and climate resilience through improved WRM & water services			
O1	Number of policies, plans and strategies which integrate water security for climate resilience	1	1	2
O1g	Number of policies/plans/strategies that have gender mainstreamed in water resource management	1	1	
O2	Number of approved investment plans associated with policies, plans and strategies which integrate water security for climate resilience			
O3	Number of agreements/commitments on enhanced water security at transboundary/regional level influenced.			
O4	Number of investment strategies supporting policies and plans which integrate water security for climate resilience			
O5	Number of enhanced legal frameworks / policies / strategies integrating water security and climate change facilitated by GWP			
O6	Gender: Percentage of women and girls benefiting from interventions to improve water security (min %).			
O7	Youth: Number of youth organizations involved in water resources decision making bodies.			
OT1.1	Recognition of GWP contribution to the global debate measured by number of acknowledgments in official documents	3	3	9
OT1.2	Number of regional organisations supported in developing agreements/ commitments /investment options and tools that integrate water security and climate resilience			1
OT1.3	Number of national organisations supported in developing legal frameworks / policies / strategies, sectoral and development plans- integrating water security and climate resilience	6	6	
OT1.3g	Number of national/subnational organisations supported in integrating gender perspectives into water resource management policies/plans/legal frameworks			
OT1.4	Number of organisations (all levels) supported in the development of investment strategies supporting policies and plans which integrate water security for climate resilience			
OT1.5	Number of countries supported in the development of capacity and projects to access climate and climate-related finance to improve water security.	8	8	
OT1.6	Number of demonstration projects undertaken for which innovation has been demonstrated	2	2	
OT1.6g	Number of initiatives/demo projects specifically targeting gender issues			
OT1.7	Number of documents produced outlining the lessons from GWP demonstration projects and a plan for replicating solutions			
OT1.8	Number of beneficiaries supported in demonstration projects on water security and climate resilience undertaken	30	30	
OT2.1	Number of government institutions/other stakeholders with demonstrably enhanced capacity to integrate water security and climate change in the design and implementation of policies, plans & projects	28	28	26
OT2.1g	Number of capacity building and professional development workshops/initiatives with a significant focus on women and youth			
OT2.2	Number of south-south lesson learning & knowledge transfers initiatives with commitments for concrete follow up	2	2	1
OT2.3	Number of media features on climate change and water security linked to the Water Security Programme. All media including radio, television, print, internet.	17	17	100+
OT2.4	Number of publications, knowledge products (including strategic messages) and tools for water security & climate resilience developed and disseminated	33	33	32
OT2.4g	Number of publications and knowledge products that have a prominent gender perspective incorporated			
OT2.5	User satisfaction across knowledge products and services produced, managed and disseminated by GWP.	75%	75%	
OT2.6	Number of joint global/regional activities by GWP and WPP on climate change and water security which lead to demonstrable follow-up actions.	2	2	1
OT3.1	Implementation of Results Framework & associated M&E across the GWP network.			
OT3.2a	Increased financial performance across all Regional and Country Water Partnerships – Locally raised funds.			
OT3.2b	Increased financial performance across all Regional and Country Water Partnerships – In kind contributions.			

²⁷ Based on the review of all logframe targets in the context of the GWP 3-year Work Programme update that was presented to the GWP SC and FPG in May 2015

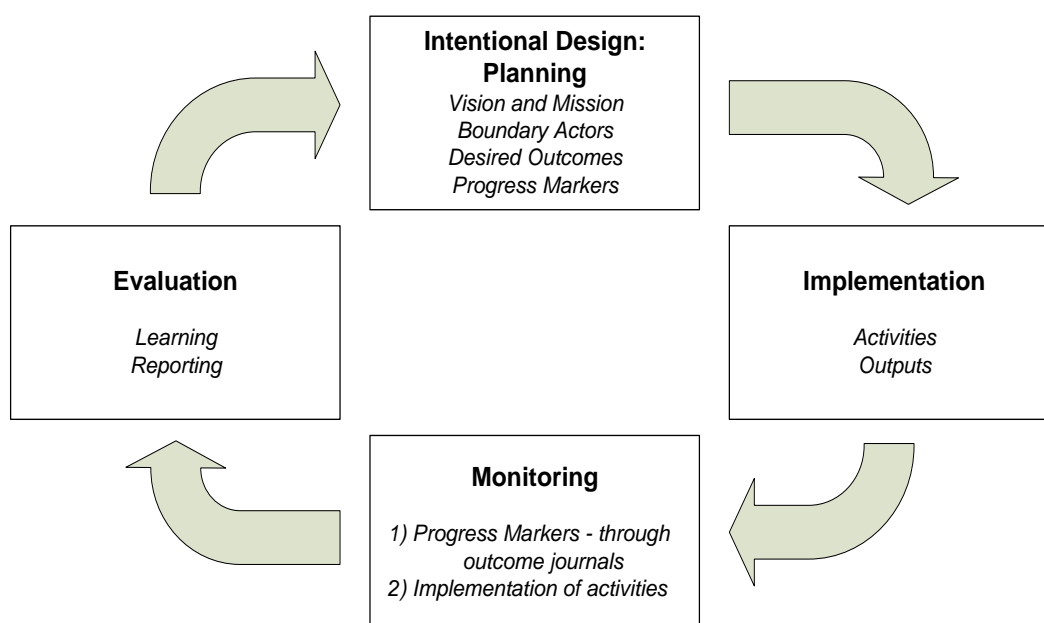
Annex A – GWP Results Framework

To enable cost-effective use of human and financial resources in delivering *results*²⁸, the GWP Network has continually developed improved workplanning and monitoring processes and procedures.

As a policy-related organisation and network, and in order to bridge the *attribution gap* in conventional results-based management frameworks, GWP formally adopted in 2007 an *Outcome Mapping*²⁹ approach to plan, implement, monitor, evaluate and report on its work. Outcome Mapping inherently recognises that direct attribution of outcomes³⁰ is not possible in organisations such as the GWP. Rather, Outcome Mapping methodologies seek to identify and report on the *plausible linkages* between outputs and outcomes across this *attribution gap*.

Following the Outcome Mapping approach, GWP plans and assesses the *influence* on the *boundary actors*³¹ with whom it is working to effect behavioural change. The outcomes of GWP’s work are measured through monitoring *changes in the behaviour* of these actors and others. The *results* obtained can be monitored and reported in an intellectually credible way through describing *plausible linkages* between GWP’s activities and interventions, the observed outcomes, and the resulting impacts.

GWP’s Programme Management Cycle is summarised in the following figure.



GWP’s Outcome Mapping-based Programme Management Cycle

Quantified targets and results for select *impact*, *outcome* and *output* indicators are recorded in the GWP logframe (see below).

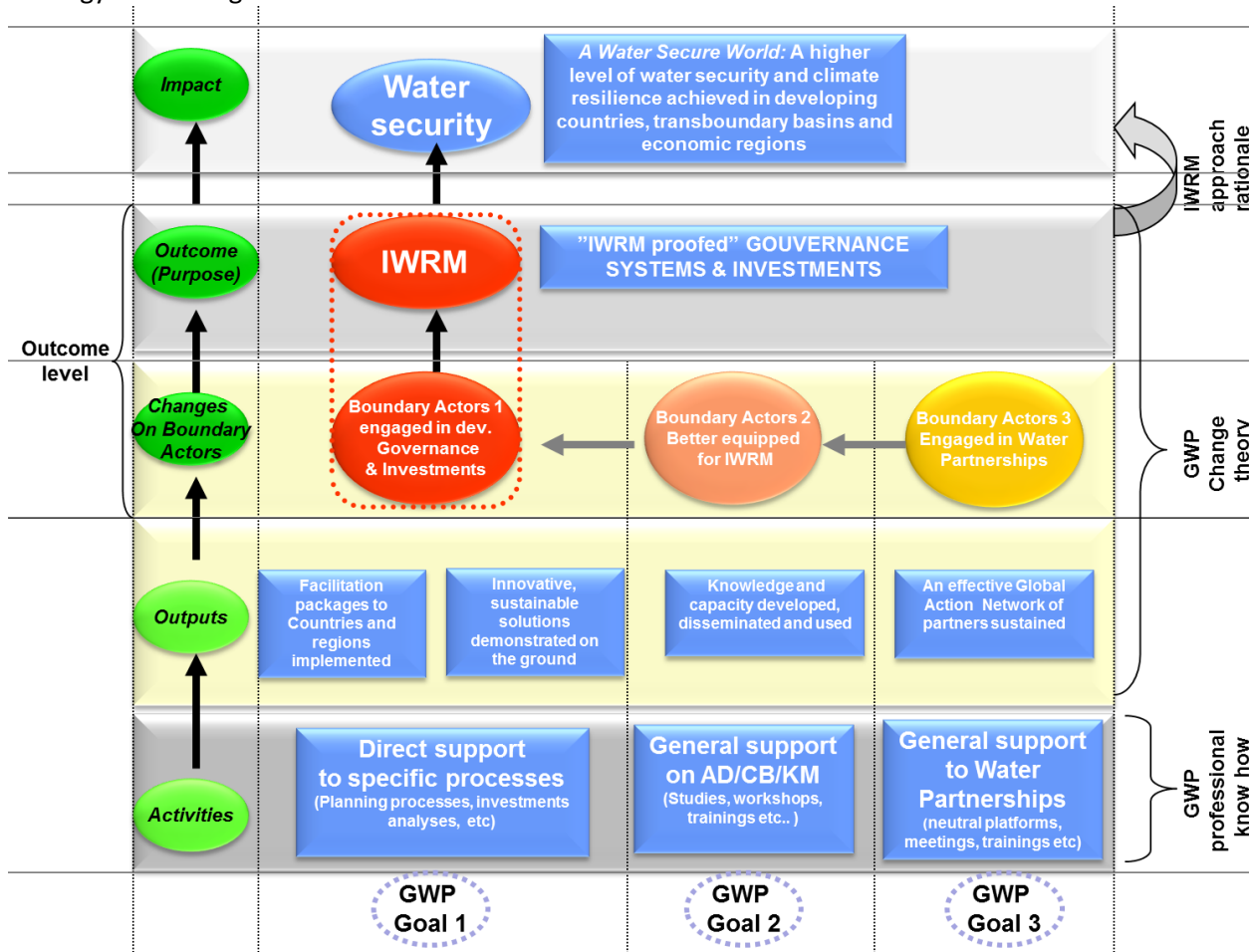
²⁸ The GWP Steering Committee, November 2011, emphasised the need for *tangible results*, to improve amongst other things the potential for the GWP business model to attract funding.

²⁹ IDRC. 2001. Outcome mapping: building learning and reflection into development programs. 120 pp.

³⁰ *outcomes* as defined as *changes in relationships, activities, actions, or behaviours of boundary actors that can be plausibly linked to a programme’s activities although they are not necessarily directly caused by it* (IDRC, 2001).

³¹ *boundary actors* are defined as the parties which are to change as a result of GWP’s activities.

The links between the various elements contributing to delivering results envisioned in the new Strategy are reflected in the following logical framework analysis structured to match the new Strategy with its 3 goals.



(Note: AD for Advocacy; CB for Capacity Building; KM for Knowledge Management)

Figure: GWP results framework – Strategy 2020

GWP Impact

GWP impact lies in the **socio-economic and environmental benefits** derived from better water resources governance & management in the countries and regions where GWP is active.

These benefits can be related to one or several thematic areas depending on the *actual problems* solved.

IMPACT			
Vision	"A water-secure world"	GWP Impact Statement: A higher level of water security and climate resilience achieved in developing countries, transboundary basins and economic regions	Impact: <ul style="list-style-type: none"> Benefits accrued to people from improved water resources governance and management Value of investment influenced which contributes to water security for climate resilience <i>and other key issues (food, energy, ecosystems, urbanization and</i>

			<i>transboundary basins) through improved WRM & water services</i>
--	--	--	------------------------------------------------------------------------

Impact indicators followed at GWPO level	
I1	Number of people benefiting from improved water resources governance and management
I2	Total value of investment influenced which contributes to water security for climate resilience <i>and other key issues (food, energy, ecosystems, urbanization and transboundary basins) through improved WRM & water services</i>

GWP Key Water Governance Outcomes

GWP’s main outcomes lie in the **governance improvements** introduced by actors at all levels where GWP is active. These governance improvements are called hereafter GWP Key Water Governance Outcomes and occur in “**change areas**” which cover the wide array of the water governance spectrum.

A comprehensive classification of these “change areas” and related Integrated Water Resources Management (IWRM) tools has been developed by GWP, as reflected in the GWP ToolBox classification structure (ref. www.gwptoolbox.org) organised in three main clusters:

- D. The **enabling environment** (policies, legal frameworks)
- E. The **institutional arrangements**; and
- F. The **management instruments** for sharing data/information, assessing, planning, negotiating, cooperating, regulating and financing management and development.

There is a great diversity of **change areas** and related key water governance outcomes. They can be related to one or several thematic areas depending on the *actual problems* targeted.

KEY WATER GOVERNANCE OUTCOMES			
Mission	“To advance governance and management of water resources for sustainable and equitable development”	GWP Work Programme Overall Outcome: Improved governance and management of water resources	Key water governance outcomes: <ul style="list-style-type: none"> • Enabling Environment elements influenced • Institutional Arrangements influenced • Management Instruments influenced

KEY WATER GOVERNANCE OUTCOMES - EXAMPLES	
<ul style="list-style-type: none"> • Policies, plans and strategies which integrate water security into building climate resilience and other key sectoral issues such as food security and energy security • Agreements/commitments on enhanced water security at transboundary/regional level influenced • Investment strategies supporting policies and plans which integrate water security for climate resilience • Legal frameworks / policies / strategies integrating water security and climate change facilitated by GWP • Women and girls benefit from interventions to improve water security • Youth involved in partnerships and decision-making bodies 	

Outcome indicators followed at GWPO level	
O1	Number of policies, plans and strategies which integrate water security for climate resilience <i>and other key issues (food, energy, ecosystems, urbanization and transboundary basins)</i>
O1g	Number of policies/plans/strategies that have gender mainstreamed in water resource management
O2	Number of approved investment plans associated with policies, plans and strategies which integrate water security for climate resilience

Outcome indicators followed at GWPO level	
03	Number of agreements/commitments on enhanced water security at transboundary/regional level influenced.
04	Number of investment strategies supporting policies and plans which integrate water security for climate resilience <i>and other key issues (food, energy, ecosystems, urbanization and transboundary basins)</i>
05	Number of enhanced legal frameworks / policies / strategies integrating water security for climate change <i>and other key issues (food, energy, ecosystems, urbanization and transboundary basins)</i> facilitated by GWP
06	Gender: Percentage of women and girls benefiting from interventions to improve water security (min %)
07	Youth: Number of youth organizations involved in partnerships and decision-making bodies

GWP Outcome Challenges (Outcome Mapping approach, using progress markers)

The governance improvements listed above are happening on the ground via the actors benefiting from GWP interventions, through its partnerships.

Each GWP entity applies the Outcome Mapping approach to identify the key **boundary actors** to influence in order to have a chance to foster these changes. The way GWP would like to see these boundary actors influenced is described in the “Outcome Challenges”. These Outcome Challenges are described for both global and regional agendas in intermediate goals to be reached along the way: the GWP Progress Markers.

There is a great diversity of **Boundary Actors** and related outcome challenges: Governments, RBOs, Research organizations, NGOs, Funding agencies etc. They can be related to one or several thematic areas depending on the *actual problems* targeted.

		OUTCOME CHALLENGES	PROGRESS MARKERS
Goal 1	“Catalyse change in policies and practice”	Boundary actors ensure that water governance and management is an integral part of sustainable development efforts	<ul style="list-style-type: none"> Steps of boundary actors engagement in processes such as governance reform, planning, investments
Goal 2	“Generate and communicate knowledge”	Boundary Actors use increased knowledge & communication capacity	<ul style="list-style-type: none"> Steps of boundary actors engagement in developing, sharing and institutionalizing knowledge for change
Goal 3	“Strengthen partnerships”	Boundary Actors use increased networking capacity	<ul style="list-style-type: none"> Steps of boundary actors engagement in developing, governing and sustaining partnerships

	OUTCOME CHALLENGES - EXAMPLES
Goal 1	<ul style="list-style-type: none"> Regional Economic Communities River Basin Organisations (RBOs) and governments advance regional cooperation in climate change adaptation in transboundary waters and shared aquifers for regional and economic development Countries integrate water security and climate resilience into national development planning, decision-making processes Stakeholders at all levels develop gender sensitive ‘No/low Regrets’ investments and financing strategies Governments demonstrate enhanced efficiency in Project preparation to leverage funding from traditional sources of water financing as well as new financing mechanisms

	<ul style="list-style-type: none"> Stakeholders develop and implement innovative pro-poor and gender sensitive 'green' solutions for addressing critical water security challenges such as water, food, and energy, to enhance climate resilience of countries and communities
Goal 2	<ul style="list-style-type: none"> Institutions and stakeholders have enhanced capacity to develop no/low regrets investment and integrate water security and climate resilience in development plans Institutions and stakeholders have access to and use information and knowledge on how to enhance water security and sustainable development
Goal 3	<ul style="list-style-type: none"> Regional/ Country Water Partnerships have enhanced competencies in fund raising, project coordination, financial management, stakeholder engagement (especially youth engagement), monitoring and evaluation

GWP Outputs and Deliverables

GWP outputs lie in **the services and products** delivered by the GWP network which foster sustainable governance improvements of the water systems (via influenced boundary actors).

There is a great diversity of **services and products**: facilitation packages for global, regional, transboundary, national or local processes; knowledge products and capacity building materials; guidelines and procedures; networking and partnerships tools etc. They can be related to one or several thematic areas depending on the *actual problems* targeted.

		HIGH LEVEL OUTPUTS	OUTPUTS / DELIVERABLES
Goal 1	"Catalyse change in policies and practice"	Facilitation packages for countries, regions and global level implemented, incl. innovative, sustainable IWRM solutions demonstrated	<ul style="list-style-type: none"> Studies, analysis, workshops, coaching, specific water management tools, demonstration projects etc.
Goal 2	"Generate and communicate knowledge"	Knowledge and capacity developed, disseminated and used	<ul style="list-style-type: none"> Knowledge products, trainings, media features etc.
Goal 3	"Strengthen partnerships"	An effective global Network of partner organisations sustained	<ul style="list-style-type: none"> Services via neutral platforms for dialogue, agenda setting, fund raising

	OUTPUTS / DELIVERABLES - EXAMPLES
Goal 1	<ul style="list-style-type: none"> Basin wide climate risk, hotspot analysis and vulnerability assessments and climate impact assessments Global Framework for Climate Services supported by GWP to provide tailored information to stakeholders, through the User Interface Country Climate Risk and Vulnerability Report Guidance on how water-using sectors can identify investment options in on-going plans and innovative financing mechanisms Economic case for investment options Database of existing regional projects
Goal 2	<ul style="list-style-type: none"> Training materials developed with key partners in each thematic area Articles on water and climate media (print, electronic and visual) Policy briefs, fact sheets, briefing notes and outcome stories to consider for water security and climate resilience
Goal 3	<ul style="list-style-type: none"> Major stakeholder groups participate in Country Water Partnerships and are represented in overall project management, and a system for wider national consultation is established and used at strategic steps in the strategy period Regional and Country Water Partnerships have implementation plans with a clear M&E Framework

Output indicators followed at GWPO level	
OT1.1	Recognition of GWP contribution to the post-2015 development agenda measured by number of acknowledgments in official documents
OT1.2	Number of regional organisations supported in developing agreements/commitments /investment options and tools that integrate water security for climate resilience <i>and other key issues (food, energy, ecosystems, urbanization and transboundary basins)</i>
OT1.3	Number of national organisations supported in developing legal frameworks / policies / strategies, sectoral and development plans- integrating water security for climate resilience <i>and other key issues (food, energy, ecosystems, urbanization and transboundary basins)</i>
OT1.3g	Number of national/subnational organisations supported in integrating gender perspectives into water resource management policies/plans/legal frameworks
OT1.4	Number of organisations (all levels) supported in the development of investment strategies supporting policies and plans which integrate water security for climate resilience <i>and other key issues (food, energy, ecosystems, urbanization and transboundary basins)</i>
OT1.5	Number of countries supported in the development of capacity and projects to access climate and climate-related finance to improve water security.
OT1.6	Number of demonstration projects undertaken for which innovation has been demonstrated
OT1.6g	Number of initiatives/demo projects specifically targeting gender issues
OT1.7	Number of documents produced outlining the lessons from GWP demonstration projects and a plan for replicating solutions
OT1.8	Number of beneficiaries supported in demonstration projects on water security and climate resilience undertaken
OT2.1	Number of government institutions/other stakeholders with demonstrably enhanced capacity to integrate water security for climate change <i>and other key issues (food, energy, ecosystems, urbanization and transboundary basins)</i> in the design and implementation of policies, plans & projects
OT2.1g	Number of capacity building and professional development workshops/initiatives with a significant focus on women and youth
OT2.2	Number of south-south lesson learning & knowledge transfer initiatives with commitments for step-wise follow up
OT2.3	Number of media features on water security for climate change <i>and other key issues (food, energy, ecosystems, urbanization and transboundary basins)</i> . All media including radio, television, print, internet.
OT2.4	Number of publications, knowledge products (including strategic messages) and tools for water security for climate resilience <i>and other key issues (food, energy, ecosystems, urbanization and transboundary basins)</i> developed and disseminated
OT2.4g	Number of publications and knowledge products that have a prominent gender perspective incorporated
OT2.5	User satisfaction across knowledge products and services produced, managed and disseminated by GWP.
OT2.6	Number of joint global/regional activities by GWP, development banks and other multilateral agencies integrating water security with climate <i>and other key issues (food, energy, ecosystems, urbanization and transboundary basins)</i> , leading to demonstrable follow-up actions.
OT3.1	Implementation of Results Framework & associated M&E across the GWP network.
OT3.2a	Increased financial performance across all Regional and Country Water Partnerships – Locally raised funds.
OT3.2b	Increased financial performance across all Regional and Country Water Partnerships – In kind contributions.

Annex B – Understanding the Datasheets

		Entity	REG	TB	Country 1	Country 2
IMPACT (Socio-Economic Benefits)	Value Added (proxy €):	This section is meant to capture GWP impact at different scales: whole GWP system, Global level, Regional level (13 regions), Transboundary level, National level. A robust methodology to assess this impact is yet to be developed.				
	Beneficiaries (NB):					
	Investments (leverage):					
	Value Added (proxy €):					
	Beneficiaries (NB):					
	Investments (leverage):					
OUTCOMES (Key Water Governance improvements) Cumulative GWP	A Policies	This section is meant to capture GWP outcomes at different scales: whole GWP system, Global level, Regional level (13 regions), Transboundary level, National level. The approach used is based on a routine recording of "changes" fostered/influenced by GWP within the "water governance systems" at these levels. The classification of governance elements considered is based on the GWP ToolBox structure (60 governance elements grouped into 14 sub-categories and ultimately in 3 main areas: Policies, Institutional arrangements and Management Instruments). The data are collected routinely from all monitoring and project reports.				
	B Institutional roles					
	C Management Instruments					
	<i>Total</i>					
	A Policies					
	B Institutional roles					
	C Management Instruments					
<i>Total</i>						
PROGRESS MARKERS (Actors influenced) 2014-to date	This section provides a snapshot of progress made at the level considered (GWP, Global or Regional) in terms of fostering changes of GWP Boundary Actors behaviour. These changes are measured against progress markers defined in GWP entities workplans. These Progress Markers are goalposts along the way to addressing Outcome Challenges identified under the 4 Goals of the GWP Strategy. The progress made are thus displayed by goals. The 3 levels assessment scale is explained below. The data are collected through an annual Progress Markers Report.					
	Something can be reported about the boundary actor, mostly in terms of connection / interest / participation to GWP activities (10%)					/
	A change process is identified while not fully implemented; the discussion of the link to GWP activities is worth reporting (50%)					+
	A significant change can be reported; the discussion of the different influences/ processes leading to this change is worth reporting, including the link to GWP activities (90%)					++
ACTIVITIES (Proxy) 2014-to date	This section provides a snapshot of activities implemented at the level considered (GWP, Global or Regional). The activities are recorded against: 1) Activity types (7 main types explained below); and 2) The 6 thematic areas (food security, energy, ecosystems, urban, transboundary, climate) and 2 cross-cutting strategic aims (gender, youth) as identified in the GWP Strategy 2014-2019 The data are collected through Monthly Reports.					
	Process facilitation	Contribution to significant planning / reform processes (workshops, drafting documents, consultations, etc.)				
	Capacity building	Targeted activities with a clear purpose in terms of building capacity (trainings, fora, dialogues, focused Toolbox training, etc.)				
	Awareness raising	General activities designed to raise awareness (world water days, exhibitions, etc.)				
	Knowledge products	Publications and other products (lecture notes, books, guidelines, newsletters, etc.)				
	Operational management	Programme implementation activities (meetings of project management groups, technical advisory groups)				
	GWP meetings	Meetings initiated by GWP for advocacy, designing or advancing a cooperation with partners (liaising with development banks, RECs, RBOs etc)				
	Participation in other meetings	Participation / contribution to activities or processes initiated by others (e.g. world water forum, world water week, UN processes)				
INPUTS (Budgets) 2009-todate						
	Budget (€):	This section is meant to capture the budgets invested in GWP at different levels. The budgets can be raised at different levels (global, regional, national, local) and can be tied or untied. The amount of globally raised untied funds allocated to GWP regions annually is 200,000€.				
	Budget (€):					
Budget (€):						

Annex C – Abbreviations and Acronyms

ADB	Asian Development Bank
AfDB	African Development Bank
AMCOW	African Minister’s Council on Water
ANBO	Africa Network of Basin Organisations
APWF	Asia-Pacific Water Forum
BhWP	Bhutan Water Partnership
CAADP	Comprehensive Africa Agricultural Development Programme
CABEI	Central American Bank for Economic Integration
CACENA	Central Asia and the Caucasus
CAF	Central Africa
CAM	Central America
CapNet	International network for capacity building in sustainable water management
CAR	Caribbean
CARICOM	Caribbean Community and Common Market
CCA	Climate Change Adaptation
CCAD	Central American Commission on Environment and Development
CCCCC	Caribbean Community Climate Change Centre
CDKN	Climate and Development Knowledge Network
CDM	Clean Development Mechanism
CECCC	Capacity Enhancement for Coping with Climate Change
CEE	Central and Eastern Europe
CHI	China
CICOS	Congo Basin Organisation
CILSS	Permanent Inter State Committee for Drought Control in the Sahel
CIWA	Cooperation for International Waters in Africa (World Bank Trust Fund)
COP	Conference of Parties
COTED	Council of Ministers of Trade and Environment
COWI	Consultancy within Engineering, Environmental Science and Economics
CP	Consulting Partners
CPWF	Challenge Programme on Water and Food of the CGIAR
CREPA	Centre Régional pour l’Eau Potable et l’Assainissement
CWP	Country Water Partnership
DANIDA	Denmark – Ministry of Foreign Affairs
DFID	UK Department for International Development
DHI	International consulting and research organisation, Copenhagen Denmark
DIKTAS	Project initiated by the aquifer-sharing states in the Mediterranean region
EAF	Eastern Africa
EAWU	Economic Accounting of Water Use
EC	European Commission
EC IFAS	Executive Committee of the International Fund for Saving the Aral Sea
ECCAS	Economic Community of Central African States
ECLAC	UN Economic Commission for Latin America and the Caribbean
ECOWAS	Economic Community of West African States
ERCC	Regional Strategy for Climate Change
ES	Executive Secretary

EU	European Union
EU WFD	EU Water Framework Directive
EUWI	European Union Water Initiative
EUWI-FWG	European Union Water Initiative – Finance Working Group
FAO	Food and Agricultural Organisation of the UN
FO	Finance Officer
FORSEAU	Regional Solidarity Funds for Water
FPG	Finance Partners Group
GA	General Assembly
GEF	Global Environment Facility
GIZ	Deutsche Gesellschaft für Internationale Zusammenarbeit
GWP-C	GWP Caribbean
GWPO	Global Water Partnership Organisation
GWPSA	GWP Southern Africa
HI	Host Institution
HIA	Host Institution Agreement
HLS	High Level Session
ICZM/IWRM	Integrated Coastal Zone Management/IWRM
IDM	Integrated Drought Management
IDRC	International Development Research Centre
IFAD	International Fund for Agricultural Development
IFAS	Institute of Food and Agricultural Sciences
INBO	International Network of Basin Organisation
IPCC	UN Intergovernmental Panel on Climate Change
IUCN	International Union for Conservation of Nature
IUWM	Integrated Urban Water Management
IWMI	International Water Management Institute
IWRM	Integrated Water Resources Management
JICA	Japan International Cooperation Agency
LWP	Lao Water Partnership
MED	Mediterranean
MOU	Memorandum of Understanding
NBI	Nile Basin Initiative
NGO	Non Governmental Organisation
NO	Network Officer
NSWP	New Rajasthan State Water Policy
OECD	Organisation for Economic Co-operation and Development
OM-RBF	Outcome Mapping – Results-Based-Framework
OOSKA	Water Newsletter (ref. http://www.ooskanews.com/)
PAGIREN	National IWRM Planning process in Niger
PIWAG	Programme for the improvement of Water Governance in West Africa
PO	Programme Officer
PSP	Private Sector Participation
PWA	Palestinian Water Authority
PWP	Pakistan Water Partnership
RBM	River Basin Management

GWP Annual Progress Review for 2015

RBOs	River Basin Organisations
RC	Regional Coordinator
RECs	Regional Economic Communities
RMB	Renminbi – Official currency of the People’s Republic of China
RSC	Regional Steering Committee
RWH	Rain Water Harvesting
RWP	Regional Water Partnership
SADC	Southern African development Community
SAF	Southern Africa
SAM	Southern America
SAS	South Asia
SC	Steering Committee
SDC	Swiss Agency for Development Cooperation
SEA	South East Asia
SICA	Central American Integration System
SITWA	Strengthening Institutions for Transboundary Water Resources Management in Africa
SIWI	Stockholm International Water Institute
SWOT	Strengths, Weaknesses, Opportunities and Threats
SWWW	Stockholm World Water Week
TAC	Technical Advisory Committee
TEC	Technical Committee
UEMOA	Union économique et monétaire Oeust-africaine
UK	United Kingdom
UN ESCAP	United Nations Economic and Social Commission for Asia and the Pacific
UNCED	United Nations Conference on Environment and Development
UNDP	United Nations Development Programme
UNECE	United Nations Economic Commission for Europe
UNEP	United Nations Environment Programme
UNFCCC	United Nations Framework Convention on Climate Change
UN-Water	United Nations Water Programme
USAID	United States Agency for International Development
USD	US Dollars
W&S	Water & Sanitation
WACDEP	Water Climate and Development Programme
WAF	West Africa
WB	World Bank
WCDP	World Community Development Programme
WCPS	Water and Climate Programmes of the GWP
WIN	Water Integrity Network
WMO	UN World Meteorological Organisation
WPP	Water Partnership Programme of the World Bank
WRCC	Water Resources Coordination Centre
WRM	Water Resource Management
WSS	Water Supply and Sanitation
YR	Yellow River

Annex D - Glossary of Key Terms

Term	Definition
Activities	The actions performed to produce specific outputs (by mobilising the intervention's inputs)
Attribution	The ascription of a causal link between observed (or expected to be observed) changes and a specific intervention.
Boundary actors	The parties which are to change as a result of GWP's activities
Global Action Networks	Global, multi-stakeholder, inter-organisational change networks (Waddell 2011)
Impact	The long-term effect produced by an intervention (intended or unintended, directly or indirectly related to the intervention, positive or negative)
Income from GWP's Financial Partners:	<ul style="list-style-type: none"> • Core Income: Income that can be used for any agreed activities in GWPO or the GWP Network in accordance with approved GWP Strategy and workplans. Examples include present core funding by SIDA, Danida, the Netherlands, DFID, etc. • Designated Income: Income that is used and accounted for separately for a specific programme, project or activity as stipulated by the donor. Examples include present designated funding by the EC for the SITWA Project. • Earmarked Income: Income that comes in as Core but where the donor explicitly or implicitly wants the funds to be used and accounted for primarily for a specific programme, project or activity in accordance with approved GWP Strategy and workplans. Examples include present earmarked funding for WACDEP in Africa provided by Austria.
Inception phase	The first period of project implementation from start-up until the writing of the inception report, often two to three months. The Inception Report is usually the first report produced at the end of the inception period, which updates the project design document and/or the terms of reference and sets the implementation work plan for the rest of the project.
Inputs	The resources (human, financial and material) used for a development intervention
Logical Framework (Logframe)	Management tool used to improve the design of interventions, most often at the project level. It involves identifying strategic elements (inputs, outputs, outcomes, impact) and their causal relationships, indicators, and the assumptions or risks that may influence success and failure. It thus facilitates planning, execution and evaluation of a development intervention.
Outcome	The short-and medium term effects of an intervention's outputs (OECD, 202) Changes in relationships, activities, actions, or behaviours of boundary actors that can be plausibly linked to a programme's activities although they are not necessarily directly caused by it (IDRC, 2001).
Outcome Mapping	<p>An Outcome Mapping approach inherently recognises that direct <i>attribution</i> of results to indirect outcomes is not possible in policy and advocacy organisations such as the GWP. Monitoring and reporting on the work of the organisation is being done through Outcome Mapping methodologies which seek to identify and report on the <i>plausible linkages</i> between outputs and outcomes across the <i>attribution gap</i>.</p> <p>Following an <i>outcome mapping</i> approach, <i>results</i> are planned and assessed based on monitoring and reporting on the <i>influence</i> on the <i>boundary actors</i></p>

Term	Definition
	with whom GWP is working to effect behavioural change. The outcomes of GWP's work are measured through monitoring <i>changes in the behaviour</i> of these actors and others. Such <i>results</i> can be monitored and reported only through describing <i>plausible linkages</i> between GWP's activities and interventions, and the desired outcomes.
Outputs	The products (e.g. goods or services) as well as trained or otherwise supported persons which result from the intervention's activities
Progress Markers	Behavioural change outcomes or actions the programme would expect the boundary actor to exhibit during the period of the strategy
Resilience – in the context of climate change	The ability of a social or ecological system to absorb disturbances while retaining the same basic structure and ways of functioning, the capacity for self-organisation, and the capacity to adapt to stress and change (IPCC Fourth Assessment Report, 2007)
Result	The outputs, outcomes and impacts of a development intervention (intended, unintended, positive or negative)
Results-Based-Management (RBM)	A management strategy focusing on performance and achievement of outputs, outcomes and impacts.
IWRM Tools	Integrated Water Resources Management (IWRM) tools comprise (ref: www.gwptoolbox.org): <ol style="list-style-type: none"> 1. The <i>enabling environment</i> (policies, legal frameworks and financing and incentives) 2. The <i>institutions and required capacity</i>; and 3. The <i>management instruments</i> for sharing data/information, assessing, planning, negotiating, cooperating, regulating and financing management and development
SWOT Analysis	A strategic planning method used to evaluate the Strengths, Weaknesses, Opportunities, and Threats (SWOT) involved in a project, programme or venture. It involves specifying the objective of a venture or organisation and identifying the internal and external factors that are favourable/helpful and unfavourable/harmful to achieve that objective.
Water Security	<i>"...the capacity of a population to safeguard sustainable livelihoods, human well-being, and socio-economic development, for ensuring protection against water-borne pollution and water-related disasters, and for preserving ecosystems in a climate of peace and political stability"</i> (UN Water 2013)